



Investment Portfolio Summary

Carrollton-Farmers Branch ISD



For the Quarter Ended

August 31, 2013

Report Name

- Certification Page
- Executive Summary
- Benchmark Comparison
- Detail of Security Holdings
- Change in Value
- Earned Income
- Investment Transactions
- Amortization and Accretion
- Projected Fixed Income Cash Flows

MARKET RECAP:

Non-economic events seemed to dominate headlines for most of August. Speculation about the Fed's plans to taper QE remained at the forefront. Another layer of complication was introduced when the White House revealed that former Treasury Secretary Larry Summers was being considered to replace Bernanke as Chairman of the Federal Reserve. It had been widely expected that Vice Chair Janet Yellen would assume that role. The uncertainty has further clouded the picture for the future of monetary policy. Geopolitical events also resurfaced in late August following the apparent use of chemical weapons by the Syrian government. The U.S. and other world powers are currently debating the appropriate response. Oil prices have spiked on the prospects of a widening mid-East conflict. This has raised additional concerns about consumers and their ability to withstand the shock of higher pump prices, which clearly has implications for economic growth. Piling on to all of this is the looming debate over the federal budget and the debt ceiling, which will need to be addressed by mid-October.




Economic data released during the month of August was decidedly mixed. Nonfarm payrolls rose by only 162k in July, below both the median forecast for 185k and the 188k average of the previous three months. Despite the disappointing gain in payrolls, the unemployment rate did manage to drop from 7.6% to 7.4%. The ISM manufacturing index jumped to 55.4 from 50.9 in the prior month. Headline retail sales rose by a paltry 0.2%, but the ex-autos figure posted a solid 0.5% gain. Inflation indicators remained tame with the core CPI rising just 1.7% on a year-over-year basis through July and the Fed preferred PCE deflator up just 1.4%. Second quarter GDP was revised higher from an initially reported 1.8% annual rate to 2.5% on the strength of better trade data. Very soft new home sales and a weak durable goods report rounded out the month of data. While the Fed is still widely expected to announce some type of tapering plan following its mid-September FOMC, the recent spate of softer economic data and heightened geopolitical risks are raising questions about the economy's ability to sustain its positive momentum. The August employment report will be closely watched as a strong report likely ensures a September taper announcement, while a weak report could induce the Fed to hold off a little bit longer.

For the Quarter Ended
August 31, 2013

This report is prepared for the **Carrollton-Farmers Branch ISD** (the "Entity") in accordance with Chapter 2256 of the Texas Public Funds Investment Act ("PFIA"). Section 2256.023(a) of the PFIA states that: "Not less than quarterly, the investment officer shall prepare and submit to the governing body of the entity a written report of the investment transactions for all funds covered by this chapter for the preceding reporting period." This report is signed by the Entity's investment officers and includes the disclosures required in the PFIA. To the extent possible, market prices have been obtained from independent pricing sources.

The investment portfolio complied with the PFIA and the Entity's approved Investment Policy and Strategy throughout the period. All investment transactions made in the portfolio during this period were made on behalf of the Entity and were made in full compliance with the PFIA and the approved Investment Policy.

Officer Names and Titles:

 Name: Tonya Tillman	Title: Chief Financial Officer
 Name: Mark Hyatt	Title: Associate Superintendent
 Name: Steven Franks	Title: Accounting Director
 Name: Scott Roderick	Title: Director of Financial Reporting

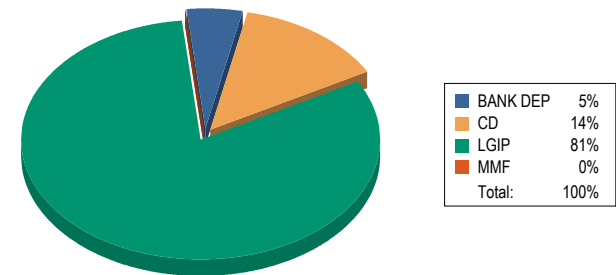
Account Summary

Allocation by Security Type

Beginning Values as of 05/31/13

Ending Values as of 08/31/13

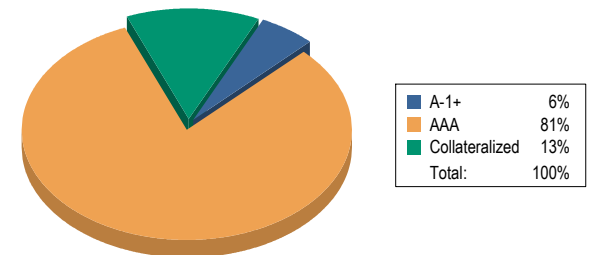
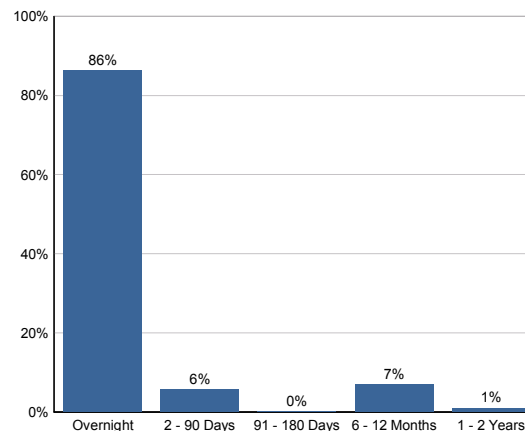
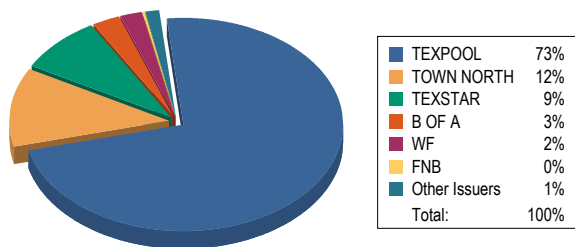
Par Value	231,593,213.88	232,703,577.65
Market Value	231,594,727.39	232,699,235.46
Book Value	231,593,213.88	232,703,577.65
Unrealized Gain / Loss	1,513.51	(4,342.19)
Market Value %	100.00%	100.00%
Weighted Avg. YTW	0.126%	0.105%
Weighted Avg. YTM	0.126%	0.105%



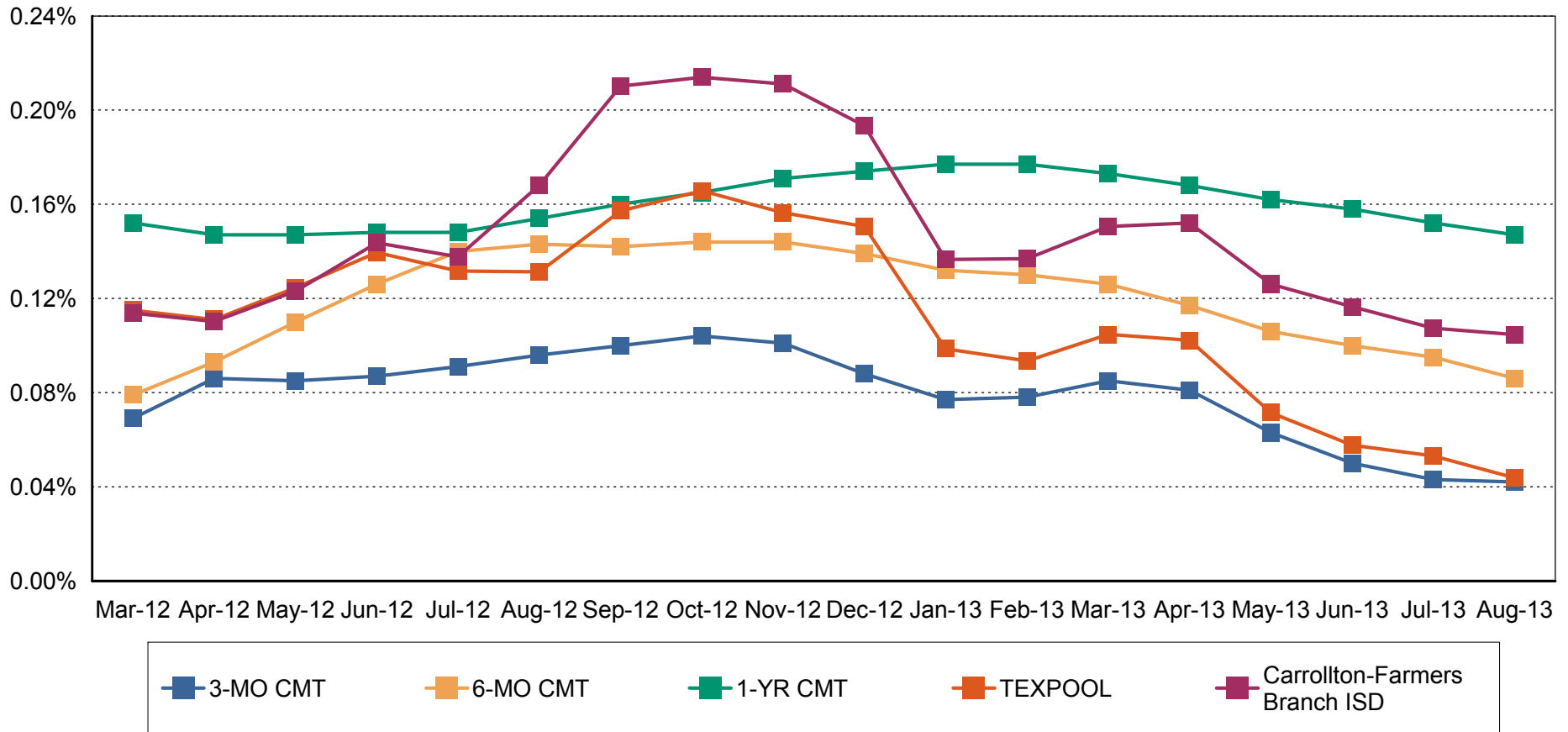
Allocation by Issuer

Maturity Distribution %

Credit Quality



Weighted Average Days to Maturity: 31



Note 1: CMT stands for Constant Maturity Treasury. This data is published in Federal Reserve Statistical Release H.15 and represents an average of all actively traded Treasury securities having that time remaining until maturity. This is a standard industry benchmark for Treasury securities. The CMT benchmarks are moving averages. The 3-month CMT is the daily average for the previous 3 months, the 6-month CMT is the daily average for the previous 6 months, and the 1-year and 2-year CMT's are the daily averages for the previous 12-months.

Note 2: Benchmark data for TexPool is the monthly average yield.



Carrollton-Farmers Branch ISD
 Detail of Security Holdings
 As of 08/31/2013

CUSIP	Settle Date	Sec. Type	Sec. Description	CPN	Mty Date	Next Call	Call Type	Par Value	Purch Price	Orig Cost	Book Value	Mkt Price	Market Value	Days to Mty	Days to Call	YTM	YTW
Activity Fund																	
B OF A		BANK DEP	Bank of America					46,604.89	100.000	46,604.89	46,604.89	100.000	46,604.89	1		0.030	0.030
TEXPOOL		LGIP	TexPool					1,920,884.80	100.000	1,920,884.80	1,920,884.80	100.000	1,920,884.80	1		0.044	0.044
Total for Activity Fund								1,967,489.69	100.000	1,967,489.69	1,967,489.69	100.000	1,967,489.69	1		0.043	0.043
After The Bell																	
B OF A		BANK DEP	Bank of America					226,238.92	100.000	226,238.92	226,238.92	100.000	226,238.92	1		0.030	0.030
TEXPOOL		LGIP	TexPool					3,500,197.50	100.000	3,500,197.50	3,500,197.50	100.000	3,500,197.50	1		0.044	0.044
Total for After The Bell								3,726,436.42	100.000	3,726,436.42	3,726,436.42	100.000	3,726,436.42	1		0.043	0.043
Capital Projects 2006																	
B OF A		BANK DEP	Bank of America					1,001.04	100.000	1,001.04	1,001.04	100.000	1,001.04	1		0.030	0.030
TEXPOOL		LGIP	TexPool					263,344.60	100.000	263,344.60	263,344.60	100.000	263,344.60	1		0.044	0.044
Total for Capital Projects 2006								264,345.64	100.000	264,345.64	264,345.64	100.000	264,345.64	1		0.044	0.044
Capital Projects 2007																	
B OF A		BANK DEP	Bank of America					861.45	100.000	861.45	861.45	100.000	861.45	1		0.030	0.030
TEXPOOL		LGIP	TexPool					277,217.65	100.000	277,217.65	277,217.65	100.000	277,217.65	1		0.044	0.044
Total for Capital Projects 2007								278,079.10	100.000	278,079.10	278,079.10	100.000	278,079.10	1		0.044	0.044
Capital Projects 2008																	
B OF A		BANK DEP	Bank of America					1,000.47	100.000	1,000.47	1,000.47	100.000	1,000.47	1		0.030	0.030
TEXPOOL		LGIP	TexPool					1,113,876.73	100.000	1,113,876.73	1,113,876.73	100.000	1,113,876.73	1		0.044	0.044
Total for Capital Projects 2008								1,114,877.20	100.000	1,114,877.20	1,114,877.20	100.000	1,114,877.20	1		0.044	0.044



Carrollton-Farmers Branch ISD
Detail of Security Holdings
 As of 08/31/2013

CUSIP	Settle Date	Sec. Type	Sec. Description	CPN	Mty Date	Next Call	Call Type	Par Value	Purch Price	Orig Cost	Book Value	Mkt Price	Market Value	Days to Mty	Days to Call	YTM	YTW
Capital Projects 2012																	
B OF A		BANK DEP	Bank of America					1,001.47	100.000	1,001.47	1,001.47	100.000	1,001.47	1		0.030	0.030
TEXPOOL		LGIP	TexPool					7,831,031.61	100.000	7,831,031.61	7,831,031.61	100.000	7,831,031.61	1		0.044	0.044
CDAR-7143	09/13/12	CD-IAM	Town North Bk CDARS	0.450	09/12/13			13,000,000.00	100.000	13,000,000.00	13,000,000.00	100.000	13,000,000.00	12		0.450	0.450
Total for Capital Projects 2012								20,832,033.08	100.000	20,832,033.08	20,832,033.08	100.000	20,832,033.08	8		0.297	0.297
Capital Projects 2013																	
TEXPOOL		LGIP	TexPool					45,868,691.08	100.000	45,868,691.08	45,868,691.08	100.000	45,868,691.08	1		0.044	0.044
Total for Capital Projects 2013								45,868,691.08	100.000	45,868,691.08	45,868,691.08	100.000	45,868,691.08	1		0.044	0.044
City of Irving TIF #1																	
TEXPOOL		LGIP	TexPool					20,059,584.80	100.000	20,059,584.80	20,059,584.80	100.000	20,059,584.80	1		0.044	0.044
CDAR-3894	08/22/13	CD-IAM	Town North Bk CD	0.450	08/21/14			15,000,000.00	100.000	15,000,000.00	15,000,000.00	100.000	15,000,000.00	355		0.450	0.450
Total for City of Irving TIF #1								35,059,584.80	100.000	35,059,584.80	35,059,584.80	100.000	35,059,584.80	152		0.218	0.218
Clearing																	
B OF A		BANK DEP	Bank of America					1,964,674.91	100.000	1,964,674.91	1,964,674.91	100.000	1,964,674.91	1		0.030	0.030
Total for Clearing								1,964,674.91	100.000	1,964,674.91	1,964,674.91	100.000	1,964,674.91	1		0.030	0.030
Credit Card Clearing Account																	
B OF A		BANK DEP	Bank of America					1,656.37	100.000	1,656.37	1,656.37	100.000	1,656.37	1		0.030	0.030
Total for Credit Card Clearing Account								1,656.37	100.000	1,656.37	1,656.37	100.000	1,656.37	1		0.030	0.030



Carrollton-Farmers Branch ISD
Detail of Security Holdings
 As of 08/31/2013

CUSIP	Settle Date	Sec. Type	Sec. Description	CPN	Mty Date	Next Call	Call Type	Par Value	Purch Price	Orig Cost	Book Value	Mkt Price	Market Value	Days to Mty	Days to Call	YTM	YTW
Debt Service																	
B OF A		BANK DEP	Bank of America					75,052.47	100.000	75,052.47	75,052.47	100.000	75,052.47	1		0.030	0.030
TEXPOOL		LGIP	TexPool					7,200,573.78	100.000	7,200,573.78	7,200,573.78	100.000	7,200,573.78	1		0.044	0.044
Total for Debt Service								7,275,626.25	100.000	7,275,626.25	7,275,626.25	100.000	7,275,626.25	1		0.044	0.044
Escrow																	
B OF A		BANK DEP	Bank of America					9,623.84	100.000	9,623.84	9,623.84	100.000	9,623.84	1		0.030	0.030
Total for Escrow								9,623.84	100.000	9,623.84	9,623.84	100.000	9,623.84	1		0.030	0.030
Farmers Branch TIF #1																	
TEXPOOL		LGIP	TexPool					6,916,296.10	100.000	6,916,296.10	6,916,296.10	100.000	6,916,296.10	1		0.044	0.044
Total for Farmers Branch TIF #1								6,916,296.10	100.000	6,916,296.10	6,916,296.10	100.000	6,916,296.10	1		0.044	0.044
Farmers Branch TIF #2																	
TEXPOOL		LGIP	TexPool					126,237.65	100.000	126,237.65	126,237.65	100.000	126,237.65	1		0.044	0.044
Total for Farmers Branch TIF #2								126,237.65	100.000	126,237.65	126,237.65	100.000	126,237.65	1		0.044	0.044
Federal Funds																	
BA-NOINT		BANK DEP	Bank of America					153,783.24	100.000	153,783.24	153,783.24	100.000	153,783.24	1		0.000	0.000
Total for Federal Funds								153,783.24	100.000	153,783.24	153,783.24	100.000	153,783.24	1		0.000	0.000



Carrollton-Farmers Branch ISD
Detail of Security Holdings
 As of 08/31/2013

CUSIP	Settle Date	Sec. Type	Sec. Description	CPN	Mty Date	Next Call	Call Type	Par Value	Purch Price	Orig Cost	Book Value	Mkt Price	Market Value	Days to Mty	Days to Call	YTM	YTW
Food Service																	
BA-NOINT		BANK DEP	Bank of America					21,321.92	100.000	21,321.92	21,321.92	100.000	21,321.92	1		0.000	0.000
TEXPOOL		LGIP	TexPool					1,806.81	100.000	1,806.81	1,806.81	100.000	1,806.81	1		0.044	0.044
Total for Food Service								23,128.73	100.000	23,128.73	23,128.73	100.000	23,128.73	1		0.003	0.003
General Fund																	
B OF A		BANK DEP	Bank of America					3,677,442.69	100.000	3,677,442.69	3,677,442.69	100.000	3,677,442.69	1		0.030	0.030
TEXPOOL		LGIP	TexPool					67,870,332.23	100.000	67,870,332.23	67,870,332.23	100.000	67,870,332.23	1		0.044	0.044
TEXSTAR		LGIP	TexSTAR					20,088,184.57	100.000	20,088,184.57	20,088,184.57	100.000	20,088,184.57	1		0.047	0.047
WF-CFB		BANK DEP	Wells Fargo					5,012,814.96	100.000	5,012,814.96	5,012,814.96	100.000	5,012,814.96	1		0.230	0.230
Total for General Fund								96,648,774.45	100.000	96,648,774.45	96,648,774.45	100.000	96,648,774.45	1		0.054	0.054
Payroll																	
B OF A		BANK DEP	Bank of America					164,585.11	100.000	164,585.11	164,585.11	100.000	164,585.11	1		0.030	0.030
Total for Payroll								164,585.11	100.000	164,585.11	164,585.11	100.000	164,585.11	1		0.030	0.030
Section 125 Reimbursement Fund																	
B OF A		BANK DEP	Bank of America					220,126.96	100.000	220,126.96	220,126.96	100.000	220,126.96	1		0.030	0.030
Total for Section 125 Reimbursement Fund								220,126.96	100.000	220,126.96	220,126.96	100.000	220,126.96	1		0.030	0.030



Carrollton-Farmers Branch ISD
 Detail of Security Holdings
 As of 08/31/2013

CUSIP	Settle Date	Sec. Type	Sec. Description	CPN	Mty Date	Next Call	Call Type	Par Value	Purch Price	Orig Cost	Book Value	Mkt Price	Market Value	Days to Mty	Days to Call	YTM	YTW
Workers Compensation																	
B OF A		BANK DEP	Bank of America					140,793.16	100.000	140,793.16	140,793.16	100.000	140,793.16	1		0.030	0.030
GTBXX-CFB		MMF	Dreyfus Treas Prime MMF					11,205.79	100.000	11,205.79	11,205.79	100.000	11,205.79	1		0.010	0.010
TEXPOOL		LGIP	TexPool					6,207,528.08	100.000	6,207,528.08	6,207,528.08	100.000	6,207,528.08	1		0.044	0.044
07370TUK7	09/19/12	CD-IAM	Beal Bk CD	0.400	09/18/13			249,000.00	100.000	249,000.00	249,000.00	100.000	249,000.00	18		0.400	0.400
332135EZ1	10/10/12	CD	First Nat'l Bk CD	0.500	01/10/14			249,000.00	100.000	249,000.00	249,000.00	100.000	249,000.00	132		0.500	0.500
316777LJ8	04/24/13	CD-IAM	Fifth Third Bk CD	0.400	04/24/14			249,000.00	100.000	249,000.00	249,000.00	99.891	248,727.59	236		0.400	0.400
20701PAW4	12/17/12	CD	Conestoga Bk CD	0.450	06/17/14			249,000.00	100.000	249,000.00	249,000.00	99.953	248,883.22	290		0.450	0.450
32112EDU8	06/28/13	CD	First Nat'l Bk CD	0.250	06/27/14			248,000.00	100.000	248,000.00	248,000.00	99.750	247,380.00	300		0.250	0.250
02005QP31	08/01/12	CD	Ally Bk CD	0.950	08/01/14			248,000.00	100.000	248,000.00	248,000.00	100.266	248,658.69	335		0.950	0.950
07203QBR2	12/12/12	CD	Bay Cities Bk CD	0.500	12/12/14			249,000.00	100.000	249,000.00	249,000.00	100.250	249,622.50	468		0.500	0.500
57116AGN2	07/17/13	CD	Marlin Business Bk CD	0.400	01/20/15			249,000.00	100.000	249,000.00	249,000.00	100.000	249,000.00	507		0.400	0.400
05568P3Q8	06/28/13	CD	BMW Bk CD	0.750	06/29/15			248,000.00	100.000	248,000.00	248,000.00	99.422	246,566.31	667		0.750	0.750
254671RL6	07/03/13	CD	Discover Bk CD	0.700	07/06/15			248,000.00	100.000	248,000.00	248,000.00	99.563	246,915.00	674		0.700	0.700
8595317H2	07/03/13	CD	Sterling Svgs Bk CD	0.650	07/06/15			248,000.00	100.000	248,000.00	248,000.00	99.469	246,682.62	674		0.650	0.650
149159HZ1	07/26/13	CD	Cathay Bk CD	0.550	07/27/15			249,000.00	100.000	249,000.00	249,000.00	99.688	248,221.88	695		0.550	0.550
39120VRD8	08/14/13	CD	Great Southern Bk CD	0.600	08/14/15			248,000.00	100.000	248,000.00	248,000.00	100.000	248,000.00	713		0.600	0.600
411394AM1	08/21/13	CD	Happy State Bk CD	0.500	08/21/15			248,000.00	100.000	248,000.00	248,000.00	100.000	248,000.00	720		0.500	0.500
53022QDB8	08/23/13	CD	Liberty Bk CD	0.700	08/24/15			249,000.00	100.000	249,000.00	249,000.00	100.000	249,000.00	723		0.700	0.700
Total for Workers Compensation								10,087,527.03	100.000	10,087,527.03	10,087,527.03	99.957	10,083,184.84	177		0.232	0.232
Total for Carrollton-Farmers Branch ISD								232,703,577.65	100.000	232,703,577.65	232,703,577.65	99.998	232,699,235.46	32		0.105	0.105



Carrollton-Farmers Branch ISD
Change in Value
 From 05/31/2013 to 08/31/2013

CUSIP	Security Type	Security Description	05/31/13 Book Value	Cost of Purchases	Maturities / Calls / Sales	Amortization / Accretion	Realized Gain/(Loss)	08/31/13 Book Value	05/31/13 Market Value	08/31/13 Market Value	Change in Mkt Value
Activity Fund											
B OF A	BANK DEP	Bank of America	115,343.48	0.00	(68,738.59)	0.00	0.00	46,604.89	115,343.48	46,604.89	(68,738.59)
TEXPOOL	LGIP	TexPool	2,120,614.46	100.45	(199,830.11)	0.00	0.00	1,920,884.80	2,120,614.46	1,920,884.80	(199,729.66)
Total for Activity Fund			2,235,957.94	100.45	(268,568.70)	0.00	0.00	1,967,489.69	2,235,957.94	1,967,489.69	(268,468.25)
After The Bell											
B OF A	BANK DEP	Bank of America	0.00	233,986.04	(7,747.10)	0.00	0.00	226,238.92	0.00	226,238.92	226,238.92
TEXPOOL	LGIP	TexPool	0.00	3,500,197.52	0.00	0.00	0.00	3,500,197.50	0.00	3,500,197.50	3,500,197.50
Total for After The Bell			0.00	3,734,183.56	(7,747.10)	0.00	0.00	3,726,436.42	0.00	3,726,436.42	3,726,436.42
Capital Projects 2006											
B OF A	BANK DEP	Bank of America	1,000.84	0.20	0.00	0.00	0.00	1,001.04	1,000.84	1,001.04	0.20
TEXPOOL	LGIP	TexPool	263,310.45	34.15	0.00	0.00	0.00	263,344.60	263,310.45	263,344.60	34.15
Total for Capital Projects 2006			264,311.29	34.35	0.00	0.00	0.00	264,345.64	264,311.29	264,345.64	34.35
Capital Projects 2007											
B OF A	BANK DEP	Bank of America	1,001.25	0.14	(139.94)	0.00	0.00	861.45	1,001.25	861.45	(139.80)
TEXPOOL	LGIP	TexPool	928,710.68	43.98	(651,537.01)	0.00	0.00	277,217.65	928,710.68	277,217.65	(651,493.03)
Total for Capital Projects 2007			929,711.93	44.12	(651,676.95)	0.00	0.00	278,079.10	929,711.93	278,079.10	(651,632.83)
Capital Projects 2008											
B OF A	BANK DEP	Bank of America	1,000.84	0.14	(0.51)	0.00	0.00	1,000.47	1,000.84	1,000.47	(0.37)
TEXPOOL	LGIP	TexPool	1,019,427.16	94,449.57	0.00	0.00	0.00	1,113,876.73	1,019,427.16	1,113,876.73	94,449.57
CD-8089-3	CD-IAM	BBVA Compass CD 0.500 08/09/13	93,843.13	0.00	(93,843.13)	0.00	0.00	0.00	93,843.13	0.00	(93,843.13)
Total for Capital Projects 2008			1,114,271.13	94,449.71	(93,843.64)	0.00	0.00	1,114,877.20	1,114,271.13	1,114,877.20	606.07



Carrollton-Farmers Branch ISD
Change in Value
 From 05/31/2013 to 08/31/2013

CUSIP	Security Type	Security Description	05/31/13 Book Value	Cost of Purchases	Maturities / Calls / Sales	Amortization / Accretion	Realized Gain/(Loss)	08/31/13 Book Value	05/31/13 Market Value	08/31/13 Market Value	Change in Mkt Value
Capital Projects 2012											
B OF A	BANK DEP	Bank of America	1,000.96	0.51	0.00	0.00	0.00	1,001.47	1,000.96	1,001.47	0.51
TEXPOOL	LGIP	TexPool	11,168,055.37	0.00	(3,337,023.76)	0.00	0.00	7,831,031.61	11,168,055.37	7,831,031.61	(3,337,023.76)
CDAR-7143	CD-IAM	Town North Bk CDARS 0.450 09/12/13	13,000,000.00	0.00	0.00	0.00	0.00	13,000,000.00	13,000,000.00	13,000,000.00	0.00
Total for Capital Projects 2012			24,169,056.33	0.51	(3,337,023.76)	0.00	0.00	20,832,033.08	24,169,056.33	20,832,033.08	(3,337,023.25)
Capital Projects 2013											
TEXPOOL	LGIP	TexPool	0.00	45,868,691.10	0.00	0.00	0.00	45,868,691.08	0.00	45,868,691.08	45,868,691.08
Total for Capital Projects 2013			0.00	45,868,691.10	0.00	0.00	0.00	45,868,691.08	0.00	45,868,691.08	45,868,691.08
City of Irving TIF #1											
TEXPOOL	LGIP	TexPool	20,056,986.63	2,598.17	0.00	0.00	0.00	20,059,584.80	20,056,986.63	20,059,584.80	2,598.17
CDAR-7719	CD-IAM	Town North Bk CDARS 0.450 08/22/13	15,000,000.00	0.00	(15,000,000.00)	0.00	0.00	0.00	15,000,000.00	0.00	(15,000,000.00)
CDAR-3894	CD-IAM	Town North Bk CD 0.450 08/21/14	0.00	15,000,000.00	0.00	0.00	0.00	15,000,000.00	0.00	15,000,000.00	15,000,000.00
Total for City of Irving TIF #1			35,056,986.63	15,002,598.17	(15,000,000.00)	0.00	0.00	35,059,584.80	35,056,986.63	35,059,584.80	2,598.17
Clearing											
B OF A	BANK DEP	Bank of America	812,382.13	1,152,292.78	0.00	0.00	0.00	1,964,674.91	812,382.13	1,964,674.91	1,152,292.78
Total for Clearing			812,382.13	1,152,292.78	0.00	0.00	0.00	1,964,674.91	812,382.13	1,964,674.91	1,152,292.78
Credit Card Clearing Account											
B OF A	BANK DEP	Bank of America	34,577.96	0.00	(32,921.59)	0.00	0.00	1,656.37	34,577.96	1,656.37	(32,921.59)
Total for Credit Card Clearing Account			34,577.96	0.00	(32,921.59)	0.00	0.00	1,656.37	34,577.96	1,656.37	(32,921.59)



Carrollton-Farmers Branch ISD
Change in Value
 From 05/31/2013 to 08/31/2013

CUSIP	Security Type	Security Description	05/31/13 Book Value	Cost of Purchases	Maturities / Calls / Sales	Amortization / Accretion	Realized Gain/(Loss)	08/31/13 Book Value	05/31/13 Market Value	08/31/13 Market Value	Change in Mkt Value
Debt Service											
B OF A	BANK DEP	Bank of America	88,051.62	61,435.38	(74,434.53)	0.00	0.00	75,052.47	88,051.62	75,052.47	(12,999.15)
TEXPOOL	LGIP	TexPool	13,717,915.27	0.00	(6,517,341.49)	0.00	0.00	7,200,573.78	13,717,915.27	7,200,573.78	(6,517,341.49)
Total for Debt Service			13,805,966.89	61,435.38	(6,591,776.02)	0.00	0.00	7,275,626.25	13,805,966.89	7,275,626.25	(6,530,340.64)
Escrow											
B OF A	BANK DEP	Bank of America	10,072.93	0.48	(449.57)	0.00	0.00	9,623.84	10,072.93	9,623.84	(449.09)
Total for Escrow			10,072.93	0.48	(449.57)	0.00	0.00	9,623.84	10,072.93	9,623.84	(449.09)
Farmers Branch TIF #1											
TEXPOOL	LGIP	TexPool	6,915,400.25	895.85	0.00	0.00	0.00	6,916,296.10	6,915,400.25	6,916,296.10	895.85
Total for Farmers Branch TIF #1			6,915,400.25	895.85	0.00	0.00	0.00	6,916,296.10	6,915,400.25	6,916,296.10	895.85
Farmers Branch TIF #2											
TEXPOOL	LGIP	TexPool	126,221.24	16.41	0.00	0.00	0.00	126,237.65	126,221.24	126,237.65	16.41
Total for Farmers Branch TIF #2			126,221.24	16.41	0.00	0.00	0.00	126,237.65	126,221.24	126,237.65	16.41
Federal Funds											
BA-NOINT	BANK DEP	Bank of America	32,350.83	266,013.56	(144,581.15)	0.00	0.00	153,783.24	32,350.83	153,783.24	121,432.41
Total for Federal Funds			32,350.83	266,013.56	(144,581.15)	0.00	0.00	153,783.24	32,350.83	153,783.24	121,432.41
Food Service											
BA-NOINT	BANK DEP	Bank of America	44,829.82	26,650.81	(50,158.71)	0.00	0.00	21,321.92	44,829.82	21,321.92	(23,507.90)
TEXPOOL	LGIP	TexPool	621,725.33	350,031.28	(969,949.80)	0.00	0.00	1,806.81	621,725.33	1,806.81	(619,918.52)
Total for Food Service			666,555.15	376,682.09	(1,020,108.51)	0.00	0.00	23,128.73	666,555.15	23,128.73	(643,426.42)



Carrollton-Farmers Branch ISD
Change in Value
From 05/31/2013 to 08/31/2013

CUSIP	Security Type	Security Description	05/31/13 Book Value	Cost of Purchases	Maturities / Calls / Sales	Amortization / Accretion	Realized Gain/(Loss)	08/31/13 Book Value	05/31/13 Market Value	08/31/13 Market Value	Change in Mkt Value
General Fund											
B OF A	BANK DEP	Bank of America	914,458.64	2,809,131.39	(46,147.34)	0.00	0.00	3,677,442.69	914,458.64	3,677,442.69	2,762,984.05
TEXPOOL	LGIP	TexPool	106,473,728.03	0.00	(38,603,395.80)	0.00	0.00	67,870,332.23	106,473,728.03	67,870,332.23	(38,603,395.80)
TEXSTAR	LGIP	TexSTAR	20,085,531.47	2,653.10	0.00	0.00	0.00	20,088,184.57	20,085,531.47	20,088,184.57	2,653.10
WF-CFB	BANK DEP	Wells Fargo	5,009,909.76	2,905.20	0.00	0.00	0.00	5,012,814.96	5,009,909.76	5,012,814.96	2,905.20
Total for General Fund			132,483,627.90	2,814,689.69	(38,649,543.14)	0.00	0.00	96,648,774.45	132,483,627.90	96,648,774.45	(35,834,853.45)
Payroll											
B OF A	BANK DEP	Bank of America	2,592,606.85	0.00	(2,428,021.74)	0.00	0.00	164,585.11	2,592,606.85	164,585.11	(2,428,021.74)
Total for Payroll			2,592,606.85	0.00	(2,428,021.74)	0.00	0.00	164,585.11	2,592,606.85	164,585.11	(2,428,021.74)
Section 125 Reimbursement Fund											
B OF A	BANK DEP	Bank of America	109,540.21	110,586.75	0.00	0.00	0.00	220,126.96	109,540.21	220,126.96	110,586.75
Total for Section 125 Reimbursement Fund			109,540.21	110,586.75	0.00	0.00	0.00	220,126.96	109,540.21	220,126.96	110,586.75



Carrollton-Farmers Branch ISD
Change in Value
 From 05/31/2013 to 08/31/2013

CUSIP	Security Type	Security Description	05/31/13 Book Value	Cost of Purchases	Maturities / Calls / Sales	Amortization / Accretion	Realized Gain/(Loss)	08/31/13 Book Value	05/31/13 Market Value	08/31/13 Market Value	Change in Mkt Value
Workers Compensation											
B OF A	BANK DEP	Bank of America	96,821.61	79,830.33	(35,858.78)	0.00	0.00	140,793.16	96,821.61	140,793.16	43,971.55
CASH-INT	BANK DEP	Cash	0.00	0.00	0.00	0.00	0.00	0.00	0.00	0.00	0.00
GTBXX-CFB	MMF	Dreyfus Treas Prime MMF	3,159.75	503,800.65	(495,754.61)	0.00	0.00	11,205.79	3,159.75	11,205.79	8,046.04
TEXPOOL	LGIP	TexPool	7,152,634.93	338.83	(945,445.68)	0.00	0.00	6,207,528.08	7,152,634.93	6,207,528.08	(945,106.85)
254671DC1	CD	Discover Bk CD 0.500 06/27/13	248,000.00	0.00	(248,000.00)	0.00	0.00	0.00	248,000.00	0.00	(248,000.00)
38143AVJ1	CD	Goldman Sachs CD 0.450 06/27/13	248,000.00	0.00	(248,000.00)	0.00	0.00	0.00	248,000.00	0.00	(248,000.00)
05568PX36	CD	BMW Bk CD 0.450 06/28/13	248,000.00	0.00	(248,000.00)	0.00	0.00	0.00	248,000.00	0.00	(248,000.00)
36160NNJ4	CD-IAM	GE Capital Retail Bk CD 0.500 06/28/13	248,000.00	0.00	(248,000.00)	0.00	0.00	0.00	248,000.00	0.00	(248,000.00)
84603M2K1	CD-IAM	Sovereign Bk CD 0.500 08/08/13	248,000.00	0.00	(248,000.00)	0.00	0.00	0.00	248,038.69	0.00	(248,038.69)
87164DBE9	CD-IAM	Synovus Bk CD 0.450 08/22/13	248,000.00	0.00	(248,000.00)	0.00	0.00	0.00	248,000.00	0.00	(248,000.00)
07370TUK7	CD-IAM	Beal Bk CD 0.400 09/18/13	249,000.00	0.00	0.00	0.00	0.00	249,000.00	249,000.00	249,000.00	0.00
332135EZ1	CD	First Nat'l Bk CD 0.500 01/10/14	249,000.00	0.00	0.00	0.00	0.00	249,000.00	249,077.94	249,000.00	(77.94)
316777LJ8	CD-IAM	Fifth Third Bk CD 0.400 04/24/14	249,000.00	0.00	0.00	0.00	0.00	249,000.00	248,649.91	248,727.59	77.68
20701PAW4	CD	Conestoga Bk CD 0.450 06/17/14	249,000.00	0.00	0.00	0.00	0.00	249,000.00	248,844.38	248,883.22	38.84
32112EDU8	CD	First Nat'l Bk CD 0.250 06/27/14	0.00	248,000.00	0.00	0.00	0.00	248,000.00	0.00	247,380.00	247,380.00
02005QP31	CD	Ally Bk CD 0.950 08/01/14	248,000.00	0.00	0.00	0.00	0.00	248,000.00	248,930.00	248,658.69	(271.31)
07203QBR2	CD	Bay Cities Bk CD 0.500 12/12/14	249,000.00	0.00	0.00	0.00	0.00	249,000.00	249,972.59	249,622.50	(350.09)
57116AGN2	CD	Marlin Business Bk CD 0.400 01/20/15	0.00	249,000.00	0.00	0.00	0.00	249,000.00	0.00	249,000.00	249,000.00
05568P3Q8	CD	BMW Bk CD 0.750 06/29/15	0.00	248,000.00	0.00	0.00	0.00	248,000.00	0.00	246,566.31	246,566.31
254671RL6	CD	Discover Bk CD 0.700 07/06/15	0.00	248,000.00	0.00	0.00	0.00	248,000.00	0.00	246,915.00	246,915.00
8595317H2	CD	Sterling Svgs Bk CD 0.650 07/06/15	0.00	248,000.00	0.00	0.00	0.00	248,000.00	0.00	246,682.62	246,682.62
149159HZ1	CD	Cathay Bk CD 0.550 07/27/15	0.00	249,000.00	0.00	0.00	0.00	249,000.00	0.00	248,221.88	248,221.88
39120VRD8	CD	Great Southern Bk CD 0.600 08/14/15	0.00	248,000.00	0.00	0.00	0.00	248,000.00	0.00	248,000.00	248,000.00
411394AM1	CD	Happy State Bk CD 0.500 08/21/15	0.00	248,000.00	0.00	0.00	0.00	248,000.00	0.00	248,000.00	248,000.00
53022QDB8	CD	Liberty Bk CD 0.700 08/24/15	0.00	249,000.00	0.00	0.00	0.00	249,000.00	0.00	249,000.00	249,000.00
Total for Workers Compensation			10,233,616.29	2,818,969.81	(2,965,059.07)	0.00	0.00	10,087,527.03	10,235,129.80	10,083,184.84	(151,944.96)
Total for Carrollton-Farmers Branch ISD			231,593,213.88	72,301,684.77	(71,191,320.94)	0.00	0.00	232,703,577.65	231,594,727.39	232,699,235.46	1,104,508.07



Carrollton-Farmers Branch ISD

Earned Income

From 05/31/2013 to 08/31/2013

CUSIP	Security Type	Security Description	Beg. Accrued	Interest Earned	Interest Rec'd / Sold / Matured	Interest Purchased	Ending Accrued	Disc Accr / Prem Amort	Net Income
Activity Fund									
B OF A	BANK DEP	Bank of America	0.00	4.03	4.03	0.00	0.00	0.00	4.03
TEXPOOL	LGIP	TexPool	0.00	270.34	270.34	0.00	0.00	0.00	270.34
Total for Activity Fund			0.00	274.37	274.37	0.00	0.00	0.00	274.37
After The Bell									
B OF A	BANK DEP	Bank of America	0.00	3.38	3.38	0.00	0.00	0.00	3.38
TEXPOOL	LGIP	TexPool	0.00	197.50	197.50	0.00	0.00	0.00	197.50
Total for After The Bell			0.00	200.88	200.88	0.00	0.00	0.00	200.88
Capital Projects 2006									
B OF A	BANK DEP	Bank of America	0.00	0.20	0.20	0.00	0.00	0.00	0.20
TEXPOOL	LGIP	TexPool	0.00	34.15	34.15	0.00	0.00	0.00	34.15
Total for Capital Projects 2006			0.00	34.35	34.35	0.00	0.00	0.00	34.35
Capital Projects 2007									
B OF A	BANK DEP	Bank of America	0.00	0.20	0.20	0.00	0.00	0.00	0.20
TEXPOOL	LGIP	TexPool	0.00	101.67	101.67	0.00	0.00	0.00	101.67
Total for Capital Projects 2007			0.00	101.87	101.87	0.00	0.00	0.00	101.87
Capital Projects 2008									
B OF A	BANK DEP	Bank of America	0.00	0.73	0.73	0.00	0.00	0.00	0.73
TEXPOOL	LGIP	TexPool	0.00	133.36	133.36	0.00	0.00	0.00	133.36
CD-8089-3	CD-IAM	BBVA Compass CD 0.500 08/09/13	380.51	91.47	471.98	0.00	0.00	0.00	91.47
Total for Capital Projects 2008			380.51	225.56	606.07	0.00	0.00	0.00	225.56



Carrollton-Farmers Branch ISD

Earned Income

From 05/31/2013 to 08/31/2013

CUSIP	Security Type	Security Description	Beg. Accrued	Interest Earned	Interest Rec'd / Sold / Matured	Interest Purchased	Ending Accrued	Disc Accr / Prem Amort	Net Income
Capital Projects 2012									
B OF A	BANK DEP	Bank of America	0.00	0.51	0.51	0.00	0.00	0.00	0.51
TEXPOOL	LGIP	TexPool	0.00	1,296.06	1,296.06	0.00	0.00	0.00	1,296.06
CDAR-7143	CD-IAM	Town North Bk CDARS 0.450 09/12/13	41,831.51	14,745.20	0.00	0.00	56,576.71	0.00	14,745.20
Total for Capital Projects 2012			41,831.51	16,041.77	1,296.57	0.00	56,576.71	0.00	16,041.77
Capital Projects 2013									
TEXPOOL	LGIP	TexPool	0.00	3,691.08	3,691.08	0.00	0.00	0.00	3,691.08
Total for Capital Projects 2013			0.00	3,691.08	3,691.08	0.00	0.00	0.00	3,691.08
City of Irving TIF #1									
TEXPOOL	LGIP	TexPool	0.00	2,598.17	2,598.17	0.00	0.00	0.00	2,598.17
CDAR-7719	CD-IAM	Town North Bk CDARS 0.450 08/22/13	52,084.49	15,390.83	67,475.32	0.00	0.00	0.00	15,390.83
CDAR-3894	CD-IAM	Town North Bk CD 0.450 08/21/14	0.00	1,849.32	0.00	0.00	1,849.32	0.00	1,849.32
Total for City of Irving TIF #1			52,084.49	19,838.32	70,073.49	0.00	1,849.32	0.00	19,838.32
Clearing									
B OF A	BANK DEP	Bank of America	0.00	60.29	60.29	0.00	0.00	0.00	60.29
Total for Clearing			0.00	60.29	60.29	0.00	0.00	0.00	60.29
Credit Card Clearing Account									
B OF A	BANK DEP	Bank of America	0.00	5.05	5.05	0.00	0.00	0.00	5.05
Total for Credit Card Clearing Account			0.00	5.05	5.05	0.00	0.00	0.00	5.05



Carrollton-Farmers Branch ISD

Earned Income

From 05/31/2013 to 08/31/2013

CUSIP	Security Type	Security Description	Beg. Accrued	Interest Earned	Interest Rec'd / Sold / Matured	Interest Purchased	Ending Accrued	Disc Accr / Prem Amort	Net Income
Debt Service									
B OF A	BANK DEP	Bank of America	0.00	3.60	3.60	0.00	0.00	0.00	3.60
TEXPOOL	LGIP	TexPool	0.00	1,599.24	1,599.24	0.00	0.00	0.00	1,599.24
Total for Debt Service			0.00	1,602.84	1,602.84	0.00	0.00	0.00	1,602.84
Escrow									
B OF A	BANK DEP	Bank of America	0.00	0.71	0.71	0.00	0.00	0.00	0.71
Total for Escrow			0.00	0.71	0.71	0.00	0.00	0.00	0.71
Farmers Branch TIF #1									
TEXPOOL	LGIP	TexPool	0.00	895.85	895.85	0.00	0.00	0.00	895.85
Total for Farmers Branch TIF #1			0.00	895.85	895.85	0.00	0.00	0.00	895.85
Farmers Branch TIF #2									
TEXPOOL	LGIP	TexPool	0.00	16.41	16.41	0.00	0.00	0.00	16.41
Total for Farmers Branch TIF #2			0.00	16.41	16.41	0.00	0.00	0.00	16.41
Federal Funds									
Total for Federal Funds			0.00	0.00	0.00	0.00	0.00	0.00	0.00
Food Service									
TEXPOOL	LGIP	TexPool	0.00	56.52	56.52	0.00	0.00	0.00	56.52
Total for Food Service			0.00	56.52	56.52	0.00	0.00	0.00	56.52



Carrollton-Farmers Branch ISD

Earned Income

From 05/31/2013 to 08/31/2013

CUSIP	Security Type	Security Description	Beg. Accrued	Interest Earned	Interest Rec'd / Sold / Matured	Interest Purchased	Ending Accrued	Disc Accr / Prem Amort	Net Income
General Fund									
B OF A	BANK DEP	Bank of America	0.00	56.59	56.59	0.00	0.00	0.00	56.59
TEXPOOL	LGIP	TexPool	0.00	11,545.04	11,545.04	0.00	0.00	0.00	11,545.04
TEXSTAR	LGIP	TexSTAR	0.00	2,653.10	2,653.10	0.00	0.00	0.00	2,653.10
WF-CFB	BANK DEP	Wells Fargo	0.00	2,905.20	2,905.20	0.00	0.00	0.00	2,905.20
Total for General Fund			0.00	17,159.93	17,159.93	0.00	0.00	0.00	17,159.93
Payroll									
B OF A	BANK DEP	Bank of America	0.00	58.87	58.87	0.00	0.00	0.00	58.87
Total for Payroll			0.00	58.87	58.87	0.00	0.00	0.00	58.87
Section 125 Reimbursement Fund									
B OF A	BANK DEP	Bank of America	0.00	32.27	32.27	0.00	0.00	0.00	32.27
Total for Section 125 Reimbursement Fund			0.00	32.27	32.27	0.00	0.00	0.00	32.27



Carrollton-Farmers Branch ISD

Earned Income

From 05/31/2013 to 08/31/2013

CUSIP	Security Type	Security Description	Beg. Accrued	Interest Earned	Interest Rec'd / Sold / Matured	Interest Purchased	Ending Accrued	Disc Accr / Prem Amort	Net Income
Workers Compensation									
B OF A	BANK DEP	Bank of America	0.00	4.44	4.44	0.00	0.00	0.00	4.44
TEXPOOL	LGIP	TexPool	0.00	893.15	893.15	0.00	0.00	0.00	893.15
254671DC1	CD	Discover Bk CD 0.500 06/27/13	1,151.67	88.33	1,240.00	0.00	0.00	0.00	88.33
38143AVJ1	CD	Goldman Sachs CD 0.450 06/27/13	1,034.93	81.07	1,116.00	0.00	0.00	0.00	81.07
05568PX36	CD	BMW Bk CD 0.450 06/28/13	1,030.39	82.55	1,112.94	0.00	0.00	0.00	82.55
36160NNJ4	CD-IAM	GE Capital Retail Bk CD 0.500 06/28/13	1,144.88	91.72	1,236.60	0.00	0.00	0.00	91.72
84603M2K1	CD-IAM	Sovereign Bk CD 0.500 08/08/13	1,008.99	231.01	1,240.00	0.00	0.00	0.00	231.01
87164DBE9	CD-IAM	Synovus Bk CD 0.450 08/22/13	865.28	250.72	1,116.00	0.00	0.00	0.00	250.72
07370TUK7	CD-IAM	Beal Bk CD 0.400 09/18/13	695.84	251.04	0.00	0.00	946.88	0.00	251.04
332135EZ1	CD	First Nat'l Bk CD 0.500 01/10/14	177.37	313.81	0.00	0.00	491.18	0.00	313.81
316777LJ8	CD-IAM	Fifth Third Bk CD 0.400 04/24/14	103.69	251.05	0.00	0.00	354.74	0.00	251.05
20701PAW4	CD	Conestoga Bk CD 0.450 06/17/14	46.05	282.44	282.44	0.00	46.05	0.00	282.44
32112EDU8	CD	First Nat'l Bk CD 0.250 06/27/14	0.00	112.11	103.62	0.00	8.49	0.00	112.11
02005QP31	CD	Ally Bk CD 0.950 08/01/14	774.58	593.84	1,168.32	0.00	200.10	0.00	593.84
07203QBR2	CD	Bay Cities Bk CD 0.500 12/12/14	68.22	313.81	313.81	0.00	68.22	0.00	313.81
57116AGN2	CD	Marlin Business Bk CD 0.400 01/20/15	0.00	125.52	0.00	0.00	125.52	0.00	125.52
05568P3Q8	CD	BMW Bk CD 0.750 06/29/15	0.00	326.14	0.00	0.00	326.14	0.00	326.14
254671RL6	CD	Discover Bk CD 0.700 07/06/15	0.00	285.37	0.00	0.00	285.37	0.00	285.37
8595317H2	CD	Sterling Svgs Bk CD 0.650 07/06/15	0.00	264.99	0.00	0.00	264.99	0.00	264.99
149159HZ1	CD	Cathay Bk CD 0.550 07/27/15	0.00	138.82	116.31	0.00	22.51	0.00	138.82
39120VRD8	CD	Great Southern Bk CD 0.600 08/14/15	0.00	73.38	0.00	0.00	73.38	0.00	73.38
411394AM1	CD	Happy State Bk CD 0.500 08/21/15	0.00	37.37	0.00	0.00	37.37	0.00	37.37
53022QDB8	CD	Liberty Bk CD 0.700 08/24/15	0.00	38.20	0.00	0.00	38.20	0.00	38.20
Total for Workers Compensation			8,101.89	5,130.88	9,943.63	0.00	3,289.14	0.00	5,130.88
Total for Carrollton-Farmers Branch ISD			102,398.40	65,427.82	106,111.05	0.00	61,715.17	0.00	65,427.82



Carrollton-Farmers Branch ISD
Investment Transactions
 From 06/01/2013 to 08/31/2013

Trade Date	Settle Date	CUSIP	Security Type	Security Description	Coupon	Mty Date	Call Date	Par Value	Price	Principal Amount	Int Purchased / Received	Total Amount	Realized Gain / Loss	YTM	YTW
Capital Projects 2008															
Maturities															
08/09/13	08/09/13	CD-8089-3	CD-IAM	BBVA Compass CD	0.500	08/09/13		93,843.13	100.000	93,843.13	469.22	94,312.35		0.500	
Total for: Maturities								93,843.13		93,843.13	469.22	94,312.35		0.500	
Income Payments															
08/09/13	08/09/13	CD-8089-3	CD-IAM	BBVA Compass CD	0.500	08/09/13				0.00	2.76	2.76			
Total for: Income Payments										0.00	2.76	2.76			
City of Irving TIF #1															
Maturities															
08/22/13	08/22/13	CDAR-7719	CD-IAM	Town North Bk CDARS	0.450	08/22/13		15,000,000.00	100.000	15,000,000.00	67,248.88	15,067,248.88		0.450	
Total for: Maturities								15,000,000.00		15,000,000.00	67,248.88	15,067,248.88		0.450	
Purchases															
08/22/13	08/22/13	CDAR-3894	CD-IAM	Town North Bk CD	0.450	08/21/14		15,000,000.00	100.000	15,000,000.00	0.00	15,000,000.00		0.450	0.450
Total for: Purchases								15,000,000.00		15,000,000.00	0.00	15,000,000.00		0.450	0.450
Income Payments															
08/22/13	08/22/13	CDAR-7719	CD-IAM	Town North Bk CDARS	0.450	08/22/13				0.00	226.44	226.44			
Total for: Income Payments										0.00	226.44	226.44			



Carrollton-Farmers Branch ISD
Investment Transactions
 From 06/01/2013 to 08/31/2013

Trade Date	Settle Date	CUSIP	Security Type	Security Description	Coupon	Mty Date	Call Date	Par Value	Price	Principal Amount	Int Purchased / Received	Total Amount	Realized Gain / Loss	YTM	YTW
------------	-------------	-------	---------------	----------------------	--------	----------	-----------	-----------	-------	------------------	--------------------------	--------------	----------------------	-----	-----

Workers Compensation

Maturities

06/27/13	06/27/13	254671DC1	CD	Discover Bk CD	0.500	06/27/13		248,000.00	100.000	248,000.00	0.00	248,000.00		0.500	
06/27/13	06/27/13	38143AVJ1	CD	Goldman Sachs CD	0.450	06/27/13		248,000.00	100.000	248,000.00	0.00	248,000.00		0.449	
06/28/13	06/28/13	05568PX36	CD	BMW Bk CD	0.450	06/28/13		248,000.00	100.000	248,000.00	0.00	248,000.00		0.449	
06/28/13	06/28/13	36160NNJ4	CD-IAM	GE Capital Retail Bk CD	0.500	06/28/13		248,000.00	100.000	248,000.00	1,236.60	249,236.60		0.500	
08/08/13	08/08/13	84603M2K1	CD-IAM	Sovereign Bk CD	0.500	08/08/13		248,000.00	100.000	248,000.00	1,240.00	249,240.00		0.500	
08/22/13	08/22/13	87164DBE9	CD-IAM	Synovus Bk CD	0.450	08/22/13		248,000.00	100.000	248,000.00	1,116.00	249,116.00		0.450	
Total for: Maturities								1,488,000.00		1,488,000.00	3,592.60	1,491,592.60		0.475	

Purchases

06/28/13	06/28/13	32112EDU8	CD	First Nat'l Bk CD	0.250	06/27/14		248,000.00	100.000	248,000.00	0.00	248,000.00		0.250	0.250
06/28/13	06/28/13	05568P3Q8	CD	BMW Bk CD	0.750	06/29/15		248,000.00	100.000	248,000.00	0.00	248,000.00		0.750	0.750
07/03/13	07/03/13	254671RL6	CD	Discover Bk CD	0.700	07/06/15		248,000.00	100.000	248,000.00	0.00	248,000.00		0.700	0.700
07/03/13	07/03/13	8595317H2	CD	Sterling Svgs Bk CD	0.650	07/06/15		248,000.00	100.000	248,000.00	0.00	248,000.00		0.650	0.650
07/17/13	07/17/13	57116AGN2	CD	Marlin Business Bk CD	0.400	01/20/15	01/17/14	249,000.00	100.000	249,000.00	0.00	249,000.00		0.400	0.400
07/26/13	07/26/13	149159HZ1	CD	Cathay Bk CD	0.550	07/27/15		249,000.00	100.000	249,000.00	0.00	249,000.00		0.550	0.550
08/14/13	08/14/13	39120VRD8	CD	Great Southern Bk CD	0.600	08/14/15		248,000.00	100.000	248,000.00	0.00	248,000.00		0.600	0.600
08/21/13	08/21/13	411394AM1	CD	Happy State Bk CD	0.500	08/21/15		248,000.00	100.000	248,000.00	0.00	248,000.00		0.500	0.500
08/23/13	08/23/13	53022QDB8	CD	Liberty Bk CD	0.700	08/24/15		249,000.00	100.000	249,000.00	0.00	249,000.00		0.700	0.700
Total for: Purchases								2,235,000.00		2,235,000.00	0.00	2,235,000.00		0.567	0.567

Income Payments

06/12/13	06/12/13	07203QBR2	CD	Bay Cities Bk CD	0.500	12/12/14				0.00	105.74	105.74			
06/17/13	06/17/13	20701PAW4	CD	Conestoga Bk CD	0.450	06/17/14				0.00	95.17	95.17			
06/27/13	12/27/12	38143AVJ1	CD	Goldman Sachs CD	0.450	06/27/13				0.00	558.00	558.00			
06/27/13	06/27/13	38143AVJ1	CD	Goldman Sachs CD	0.450	06/27/13				0.00	558.00	558.00			
06/28/13	12/27/12	254671DC1	CD	Discover Bk CD	0.500	06/27/13				0.00	621.70	621.70			
06/28/13	06/27/13	254671DC1	CD	Discover Bk CD	0.500	06/27/13				0.00	618.30	618.30			
06/28/13	12/28/12	05568PX36	CD	BMW Bk CD	0.450	06/28/13				0.00	556.47	556.47			
06/28/13	06/28/13	05568PX36	CD	BMW Bk CD	0.450	06/28/13				0.00	556.47	556.47			



Carrollton-Farmers Branch ISD
Investment Transactions
 From 06/01/2013 to 08/31/2013

Trade Date	Settle Date	CUSIP	Security Type	Security Description	Coupon	Mty Date	Call Date	Par Value	Price	Principal Amount	Int Purchased / Received	Total Amount	Realized Gain / Loss	YTM	YTW
Workers Compensation															
Income Payments															
07/12/13	07/12/13	07203QBR2	CD	Bay Cities Bk CD	0.500	12/12/14				0.00	102.33	102.33			
07/17/13	07/17/13	20701PAW4	CD	Conestoga Bk CD	0.450	06/17/14				0.00	92.10	92.10			
07/29/13	07/29/13	32112EDU8	CD	First Nat'l Bk CD	0.250	06/27/14				0.00	50.96	50.96			
08/01/13	08/01/13	02005QP31	CD	Ally Bk CD	0.950	08/01/14				0.00	1,168.32	1,168.32			
08/12/13	08/12/13	07203QBR2	CD	Bay Cities Bk CD	0.500	12/12/14				0.00	105.74	105.74			
08/19/13	08/17/13	20701PAW4	CD	Conestoga Bk CD	0.450	06/17/14				0.00	95.17	95.17			
08/26/13	08/26/13	149159HZ1	CD	Cathay Bk CD	0.550	07/27/15				0.00	116.31	116.31			
08/28/13	08/27/13	32112EDU8	CD	First Nat'l Bk CD	0.250	06/27/14				0.00	52.66	52.66			
Total for: Income Payments										0.00	5,453.44	5,453.44			



Carrollton-Farmers Branch ISD
Investment Transactions
From 06/01/2013 to 08/31/2013

Trade Date	Settle Date	CUSIP	Security Type	Security Description	Coupon	Mty Date	Call Date	Par Value	Price	Principal Amount	Int Purchased / Received	Total Amount	Realized Gain / Loss	YTM	YTW
------------	-------------	-------	---------------	----------------------	--------	----------	-----------	-----------	-------	------------------	--------------------------	--------------	----------------------	-----	-----

Total for All Portfolios

Transaction Type	Quantity	Total Amount	Realized G/L	YTM	YTW
Total Maturities	16,581,843.13	16,653,153.83		0.453	
Total Purchases	17,235,000.00	17,235,000.00		0.465	0.465
Total Income Payments	0.00	5,682.64			



Carrollton-Farmers Branch ISD
Amortization and Accretion
 From 05/31/2013 to 08/31/2013

CUSIP	Settle Date	Security Type	Security Description	Next Call Date	Purchase Qty	Orig Price	Original Cost	Amrt/Accr for Period	Total Amrt/Accr Since Purch	Remaining Disc / Prem	Book Value
Capital Projects 2008											
CD-8089-3	08/09/12	CD-IAM	BBVA Compass CD 0.500 08/09/13		0.00	100.000	0.00	0.00	0.00	0.00	0.00
Total for Capital Projects 2008					0.00		0.00	0.00	0.00	0.00	0.00
Capital Projects 2012											
CDAR-7143	09/13/12	CD-IAM	Town North Bk CDARS 0.450 09/12/13		13,000,000.00	100.000	13,000,000.00	0.00	0.00	0.00	13,000,000.00
Total for Capital Projects 2012					13,000,000.00		13,000,000.00	0.00	0.00	0.00	13,000,000.00
City of Irving TIF #1											
CDAR-7719	08/23/12	CD-IAM	Town North Bk CDARS 0.450 08/22/13		0.00	100.000	0.00	0.00	0.00	0.00	0.00
CDAR-3894	08/22/13	CD-IAM	Town North Bk CD 0.450 08/21/14		15,000,000.00	100.000	15,000,000.00	0.00	0.00	0.00	15,000,000.00
Total for City of Irving TIF #1					15,000,000.00		15,000,000.00	0.00	0.00	0.00	15,000,000.00



Carrollton-Farmers Branch ISD
Amortization and Accretion
From 05/31/2013 to 08/31/2013

CUSIP	Settle Date	Security Type	Security Description	Next Call Date	Purchase Qty	Orig Price	Original Cost	Amrt/Accr for Period	Total Amrt/Accr Since Purch	Remaining Disc / Prem	Book Value
Workers Compensation											
254671DC1	06/27/12	CD	Discover Bk CD 0.500 06/27/13		0.00	100.000	0.00	0.00	0.00	0.00	0.00
38143AVJ1	06/27/12	CD	Goldman Sachs CD 0.450 06/27/13		0.00	100.000	0.00	0.00	0.00	0.00	0.00
05568PX36	06/29/12	CD	BMW Bk CD 0.450 06/28/13		0.00	100.000	0.00	0.00	0.00	0.00	0.00
36160NNJ4	06/29/12	CD-IAM	GE Capital Retail Bk CD 0.500 06/28/13		0.00	100.000	0.00	0.00	0.00	0.00	0.00
84603M2K1	08/08/12	CD-IAM	Sovereign Bk CD 0.500 08/08/13		0.00	100.000	0.00	0.00	0.00	0.00	0.00
87164DBE9	08/22/12	CD-IAM	Synovus Bk CD 0.450 08/22/13		0.00	100.000	0.00	0.00	0.00	0.00	0.00
07370TUK7	09/19/12	CD-IAM	Beal Bk CD 0.400 09/18/13		249,000.00	100.000	249,000.00	0.00	0.00	0.00	249,000.00
332135EZ1	10/10/12	CD	First Nat'l Bk CD 0.500 01/10/14		249,000.00	100.000	249,000.00	0.00	0.00	0.00	249,000.00
316777LJ8	04/24/13	CD-IAM	Fifth Third Bk CD 0.400 04/24/14		249,000.00	100.000	249,000.00	0.00	0.00	0.00	249,000.00
20701PAW4	12/17/12	CD	Conestoga Bk CD 0.450 06/17/14		249,000.00	100.000	249,000.00	0.00	0.00	0.00	249,000.00
32112EDU8	06/28/13	CD	First Nat'l Bk CD 0.250 06/27/14		248,000.00	100.000	248,000.00	0.00	0.00	0.00	248,000.00
02005QP31	08/01/12	CD	Ally Bk CD 0.950 08/01/14		248,000.00	100.000	248,000.00	0.00	0.00	0.00	248,000.00
07203QBR2	12/12/12	CD	Bay Cities Bk CD 0.500 12/12/14		249,000.00	100.000	249,000.00	0.00	0.00	0.00	249,000.00
57116AGN2	07/17/13	CD	Marlin Business Bk CD 0.400 01/20/15		249,000.00	100.000	249,000.00	0.00	0.00	0.00	249,000.00
05568P3Q8	06/28/13	CD	BMW Bk CD 0.750 06/29/15		248,000.00	100.000	248,000.00	0.00	0.00	0.00	248,000.00
254671RL6	07/03/13	CD	Discover Bk CD 0.700 07/06/15		248,000.00	100.000	248,000.00	0.00	0.00	0.00	248,000.00
8595317H2	07/03/13	CD	Sterling Svgs Bk CD 0.650 07/06/15		248,000.00	100.000	248,000.00	0.00	0.00	0.00	248,000.00
149159HZ1	07/26/13	CD	Cathay Bk CD 0.550 07/27/15		249,000.00	100.000	249,000.00	0.00	0.00	0.00	249,000.00
39120VRD8	08/14/13	CD	Great Southern Bk CD 0.600 08/14/15		248,000.00	100.000	248,000.00	0.00	0.00	0.00	248,000.00
411394AM1	08/21/13	CD	Happy State Bk CD 0.500 08/21/15		248,000.00	100.000	248,000.00	0.00	0.00	0.00	248,000.00
53022QDB8	08/23/13	CD	Liberty Bk CD 0.700 08/24/15		249,000.00	100.000	249,000.00	0.00	0.00	0.00	249,000.00
Total for Workers Compensation					3,728,000.00		3,728,000.00	0.00	0.00	0.00	3,728,000.00
Total for Carrollton-Farmers Branch ISD					31,728,000.00		31,728,000.00	0.00	0.00	0.00	31,728,000.00



Carrollton-Farmers Branch ISD
Projected Cash Flows
Cash Flows for next 180 days from 08/31/2013

CUSIP	Security Type	Security Description	Pay Date	Interest	Principal	Total Amount
Capital Projects 2012						
CDAR-7143	CD-IAM	Town North Bk CDARS 0.450 09/12/13	09/12/13	58,339.72	13,000,000.00	13,058,339.72
Total for Capital Projects 2012				58,339.72	13,000,000.00	13,058,339.72
Workers Compensation						
07203QBR2	CD	Bay Cities Bk CD 0.500 12/12/14	09/12/13	105.73	0.00	105.73
20701PAW4	CD	Conestoga Bk CD 0.450 06/17/14	09/17/13	95.16	0.00	95.16
07370TUK7	CD-IAM	Beal Bk CD 0.400 09/18/13	09/18/13	993.27	249,000.00	249,993.27
411394AM1	CD	Happy State Bk CD 0.500 08/21/15	09/21/13	105.31	0.00	105.31
149159HZ1	CD	Cathay Bk CD 0.550 07/27/15	09/26/13	114.12	0.00	114.12
32112EDU8	CD	First Nat'l Bk CD 0.250 06/27/14	09/27/13	52.65	0.00	52.65
332135EZ1	CD	First Nat'l Bk CD 0.500 01/10/14	10/10/13	622.50	0.00	622.50
07203QBR2	CD	Bay Cities Bk CD 0.500 12/12/14	10/12/13	102.32	0.00	102.32
20701PAW4	CD	Conestoga Bk CD 0.450 06/17/14	10/17/13	92.09	0.00	92.09
411394AM1	CD	Happy State Bk CD 0.500 08/21/15	10/21/13	101.91	0.00	101.91
149159HZ1	CD	Cathay Bk CD 0.550 07/27/15	10/26/13	114.12	0.00	114.12
32112EDU8	CD	First Nat'l Bk CD 0.250 06/27/14	10/27/13	50.95	0.00	50.95
07203QBR2	CD	Bay Cities Bk CD 0.500 12/12/14	11/12/13	105.73	0.00	105.73
20701PAW4	CD	Conestoga Bk CD 0.450 06/17/14	11/17/13	95.16	0.00	95.16
411394AM1	CD	Happy State Bk CD 0.500 08/21/15	11/21/13	105.31	0.00	105.31
149159HZ1	CD	Cathay Bk CD 0.550 07/27/15	11/26/13	114.12	0.00	114.12
32112EDU8	CD	First Nat'l Bk CD 0.250 06/27/14	11/27/13	52.65	0.00	52.65
07203QBR2	CD	Bay Cities Bk CD 0.500 12/12/14	12/12/13	102.32	0.00	102.32
20701PAW4	CD	Conestoga Bk CD 0.450 06/17/14	12/17/13	92.09	0.00	92.09
411394AM1	CD	Happy State Bk CD 0.500 08/21/15	12/21/13	101.91	0.00	101.91
149159HZ1	CD	Cathay Bk CD 0.550 07/27/15	12/26/13	114.12	0.00	114.12
32112EDU8	CD	First Nat'l Bk CD 0.250 06/27/14	12/27/13	50.95	0.00	50.95
05568P3Q8	CD	BMW Bk CD 0.750 06/29/15	12/29/13	932.54	0.00	932.54
254671RL6	CD	Discover Bk CD 0.700 07/06/15	01/03/14	868.00	0.00	868.00
8595317H2	CD	Sterling Svgs Bk CD 0.650 07/06/15	01/03/14	806.00	0.00	806.00
332135EZ1	CD	First Nat'l Bk CD 0.500 01/10/14	01/10/14	313.80	249,000.00	249,313.80
07203QBR2	CD	Bay Cities Bk CD 0.500 12/12/14	01/12/14	105.73	0.00	105.73
20701PAW4	CD	Conestoga Bk CD 0.450 06/17/14	01/17/14	95.16	0.00	95.16
57116AGN2	CD	Marlin Business Bk CD 0.400 01/20/15	01/17/14	498.00	0.00	498.00



Carrollton-Farmers Branch ISD
Projected Cash Flows
Cash Flows for next 180 days from 08/31/2013

CUSIP	Security Type	Security Description	Pay Date	Interest	Principal	Total Amount
Workers Compensation						
411394AM1	CD	Happy State Bk CD 0.500 08/21/15	01/21/14	105.31	0.00	105.31
149159HZ1	CD	Cathay Bk CD 0.550 07/27/15	01/26/14	114.12	0.00	114.12
32112EDU8	CD	First Nat'l Bk CD 0.250 06/27/14	01/27/14	52.65	0.00	52.65
02005QP31	CD	Ally Bk CD 0.950 08/01/14	02/01/14	1,187.68	0.00	1,187.68
07203QBR2	CD	Bay Cities Bk CD 0.500 12/12/14	02/12/14	105.73	0.00	105.73
39120VRD8	CD	Great Southern Bk CD 0.600 08/14/15	02/14/14	750.11	0.00	750.11
20701PAW4	CD	Conestoga Bk CD 0.450 06/17/14	02/17/14	95.16	0.00	95.16
411394AM1	CD	Happy State Bk CD 0.500 08/21/15	02/21/14	105.31	0.00	105.31
53022QDB8	CD	Liberty Bk CD 0.700 08/24/15	02/24/14	878.66	0.00	878.66
149159HZ1	CD	Cathay Bk CD 0.550 07/27/15	02/26/14	114.12	0.00	114.12
32112EDU8	CD	First Nat'l Bk CD 0.250 06/27/14	02/27/14	52.65	0.00	52.65
Total for Workers Compensation				10,665.22	498,000.00	508,665.22



Carrollton-Farmers Branch ISD
Projected Cash Flows
Cash Flows for next 180 days from 08/31/2013

CUSIP	Security Type	Security Description	Pay Date	Interest	Principal	Total Amount
-------	---------------	----------------------	----------	----------	-----------	--------------

Total for All Portfolios

	September 2013	59,805.96	13,249,000.00	13,308,805.96	
	October 2013	1,083.89	0.00	1,083.89	
	November 2013	472.97	0.00	472.97	
	December 2013	1,393.93	0.00	1,393.93	
	January 2014	2,958.77	249,000.00	251,958.77	
	February 2014	3,289.42	0.00	3,289.42	
Total Projected Cash Flows for Carrollton-Farmers Branch ISD			69,004.94	13,498,000.00	13,567,004.94