



Investment Portfolio Summary

Carrollton-Farmers Branch ISD



For the Quarter Ended

May 31, 2013

Report Name

Certification Page
 Executive Summary
 Benchmark Comparison
 Detail of Security Holdings
 Change in Value
 Earned Income
 Investment Transactions
 Amortization and Accretion
 Projected Fixed Income Cash Flows

MARKET RECAP:

The major U.S. stock indices have continued their trek to record highs with the Dow topping 15,400 in late-May and the S&P 500 approaching 1,670. The other big story in May has been the bond market sell-off sparked by speculation that the Federal Reserve may soon begin to scale back, or “taper” in market vernacular, its quantitative easing program. Currently, the Fed is buying \$85 billion per month in Treasuries and agency MBS. But with signs the economy is gaining strength, the debate within the Fed has intensified and several of the more hawkish members of the FOMC have been suggesting the time to ease off the accelerator is fast approaching. Confusing and sometimes conflicting statements from various Fed officials have contributed to increased volatility. May started with yields at or very near the lows for the year, but have since gone the other way and now sit at or near 2013 highs. From an early month low just under 0.20%, the yield on the 2-year T-note has recently climbed above 0.30%. The yield on the 10-year T-note, which started the month at 1.63%, has risen more than 50 bps to 2.16%. Despite all the chatter, most forecasts still don't call for a hike in the fed funds rate, currently pegged at 0-0.25%, until sometime in 2015.


In terms of economic data, the month of May got off to a strong start with the April employment report showing a better than expected 165k new jobs were created during the month. Upward revisions to previous months added another 114k jobs to the total. So far this year, U.S. payrolls have grown by 783k jobs, an average of nearly 196k per month. The April unemployment rate declined to 7.5%, the lowest level since December 2008. The ISM manufacturing index managed to hold just above the expansion mark at 50.7. Retail sales rose just 0.1% in April, but that headline was skewed by falling sales at gas stations, which simply reflect lower gasoline prices. When the volatile gas component is excluded, overall sales rose by a respectable 0.7%. The consumer price index fell by 0.4% in April, pushing the CPI down to 1.1% year-over-year. Core CPI rose by just 0.05%, taking the year-over-year core CPI to the lowest since June 2011 at just +1.7%. The housing market continues to gather strength with the most recent indication being an 11% year-over-year gain in the Case-Shiller Home Price Index. The rebound in the housing market, fueled by low interest rates and an improving economy, is paying big dividends, literally. Both Fannie Mae and Freddie Mac announced record first-quarter earnings and allowed Fannie to recognize a \$50 billion valuation gain in its deferred tax asset. Freddie is likely to follow suit with a \$30 billion gain of its own in the second quarter. The once disgraced firms will pay a combined dividend of \$66.4 billion to the U.S. Treasury in the second quarter.

For the Quarter Ended
May 31, 2013

This report is prepared for the **Carrollton-Farmers Branch ISD** (the "Entity") in accordance with Chapter 2256 of the Texas Public Funds Investment Act ("PFIA"). Section 2256.023(a) of the PFIA states that: "Not less than quarterly, the investment officer shall prepare and submit to the governing body of the entity a written report of the investment transactions for all funds covered by this chapter for the preceding reporting period." This report is signed by the Entity's investment officers and includes the disclosures required in the PFIA. To the extent possible, market prices have been obtained from independent pricing sources.

The investment portfolio complied with the PFIA and the Entity's approved Investment Policy and Strategy throughout the period. All investment transactions made in the portfolio during this period were made on behalf of the Entity and were made in full compliance with the PFIA and the approved Investment Policy.

Officer Names and Titles:

 Name: Tonya Tillman	Title: Chief Financial Officer
 Name: Mark Hyatt	Title: Associate Superintendent
 Name: Steven Franks	Title: Accounting Director
 Name: Scott Roderick	Title: Director of Financial Reporting

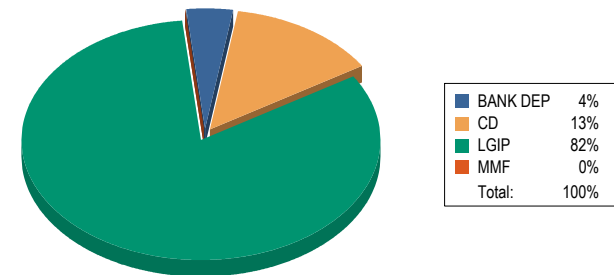
Account Summary

Allocation by Security Type

Beginning Values as of 02/28/13

Ending Values as of 05/31/13

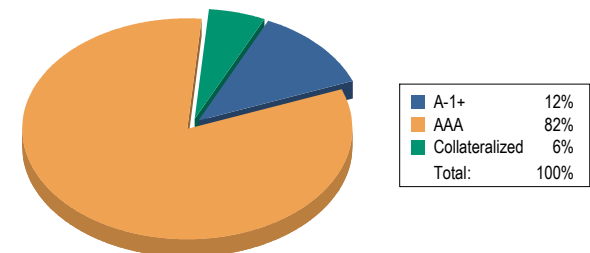
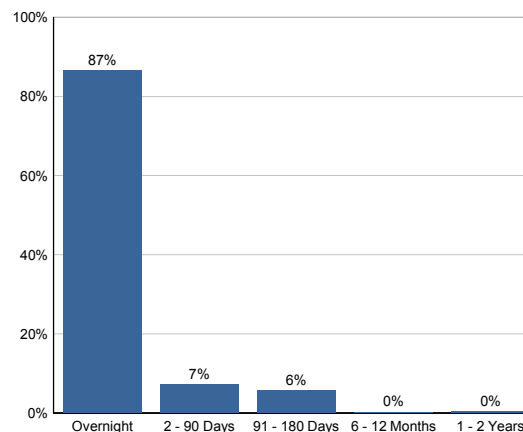
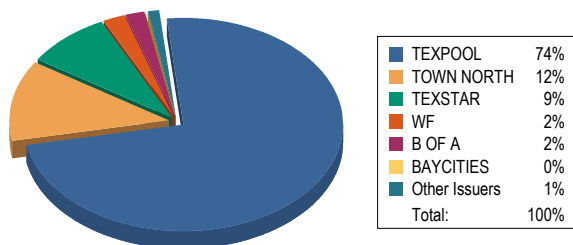
Par Value	268,712,527.15	231,593,213.88
Market Value	268,713,729.15	231,594,727.39
Book Value	268,712,527.15	231,593,213.88
Unrealized Gain / Loss	1,202.00	1,513.51
Market Value %	100.00%	100.00%
Weighted Avg. YTW	0.137%	0.126%
Weighted Avg. YTM	0.137%	0.126%



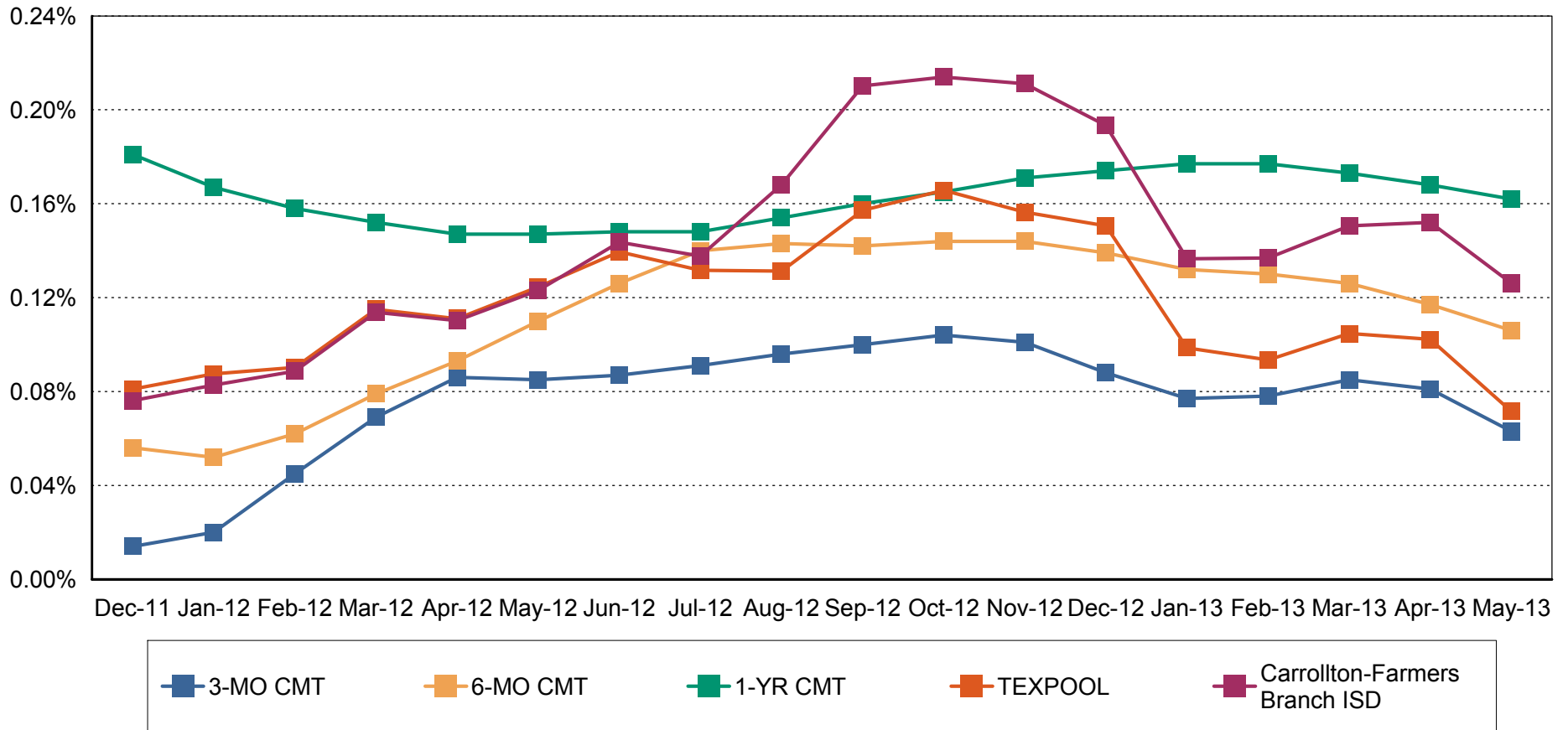
Allocation by Issuer

Maturity Distribution %

Credit Quality



Weighted Average Days to Maturity: 14



Note 1: CMT stands for Constant Maturity Treasury. This data is published in Federal Reserve Statistical Release H.15 and represents an average of all actively traded Treasury securities having that time remaining until maturity. This is a standard industry benchmark for Treasury securities. The CMT benchmarks are moving averages. The 3-month CMT is the daily average for the previous 3 months, the 6-month CMT is the daily average for the previous 6 months, and the 1-year and 2-year CMT's are the daily averages for the previous 12-months.

Note 2: Benchmark data for TexPool is the monthly average yield.



Carrollton-Farmers Branch ISD
 Detail of Security Holdings
 As of 05/31/2013

CUSIP	Settle Date	Sec. Type	Sec. Description	CPN	Mty Date	Next Call	Call Type	Par Value	Purch Price	Orig Cost	Book Value	Mkt Price	Market Value	Days to Mty	Days to Call	YTM	YTW
Activity Fund																	
B OF A		BANK DEP	Bank of America					115,343.48	100.000	115,343.48	115,343.48	100.000	115,343.48	1		0.030	0.030
TEXPOOL		LGIP	TexPool					2,120,614.46	100.000	2,120,614.46	2,120,614.46	100.000	2,120,614.46	1		0.072	0.072
Total for Activity Fund								2,235,957.94	100.000	2,235,957.94	2,235,957.94	100.000	2,235,957.94	1		0.069	0.069
Capital Projects 2006																	
B OF A		BANK DEP	Bank of America					1,000.84	100.000	1,000.84	1,000.84	100.000	1,000.84	1		0.030	0.030
TEXPOOL		LGIP	TexPool					263,310.45	100.000	263,310.45	263,310.45	100.000	263,310.45	1		0.072	0.072
Total for Capital Projects 2006								264,311.29	100.000	264,311.29	264,311.29	100.000	264,311.29	1		0.071	0.071
Capital Projects 2007																	
B OF A		BANK DEP	Bank of America					1,001.25	100.000	1,001.25	1,001.25	100.000	1,001.25	1		0.030	0.030
TEXPOOL		LGIP	TexPool					928,710.68	100.000	928,710.68	928,710.68	100.000	928,710.68	1		0.072	0.072
Total for Capital Projects 2007								929,711.93	100.000	929,711.93	929,711.93	100.000	929,711.93	1		0.071	0.071
Capital Projects 2008																	
B OF A		BANK DEP	Bank of America					1,000.84	100.000	1,000.84	1,000.84	100.000	1,000.84	1		0.030	0.030
TEXPOOL		LGIP	TexPool					1,019,427.16	100.000	1,019,427.16	1,019,427.16	100.000	1,019,427.16	1		0.072	0.072
CD-8089-3	08/09/12	CD-IAM	BBVA Compass CD	0.500	08/09/13			93,843.13	100.000	93,843.13	93,843.13	100.000	93,843.13	70		0.500	0.500
Total for Capital Projects 2008								1,114,271.13	100.000	1,114,271.13	1,114,271.13	100.000	1,114,271.13	7		0.108	0.108
Capital Projects 2012																	
B OF A		BANK DEP	Bank of America					1,000.96	100.000	1,000.96	1,000.96	100.000	1,000.96	1		0.030	0.030
TEXPOOL		LGIP	TexPool					11,168,055.37	100.000	11,168,055.37	11,168,055.37	100.000	11,168,055.37	1		0.072	0.072
CDAR-7143	09/13/12	CD-IAM	Town North Bk CDARS	0.450	09/12/13			13,000,000.00	100.000	13,000,000.00	13,000,000.00	100.000	13,000,000.00	104		0.450	0.450
Total for Capital Projects 2012								24,169,056.33	100.000	24,169,056.33	24,169,056.33	100.000	24,169,056.33	56		0.275	0.275



Carrollton-Farmers Branch ISD
Detail of Security Holdings
 As of 05/31/2013

CUSIP	Settle Date	Sec. Type	Sec. Description	CPN	Mty Date	Next Call	Call Type	Par Value	Purch Price	Orig Cost	Book Value	Mkt Price	Market Value	Days to Mty	Days to Call	YTM	YTW
City of Irving TIF #1																	
TEXPOOL		LGIP	TexPool					20,056,986.63	100.000	20,056,986.63	20,056,986.63	100.000	20,056,986.63	1		0.072	0.072
CDAR-7719	08/23/12	CD-IAM	Town North Bk CDARS	0.450	08/22/13			15,000,000.00	100.000	15,000,000.00	15,000,000.00	100.000	15,000,000.00	83		0.450	0.450
Total for City of Irving TIF #1								35,056,986.63	100.000	35,056,986.63	35,056,986.63	100.000	35,056,986.63	36		0.233	0.233
Clearing																	
B OF A		BANK DEP	Bank of America					812,382.13	100.000	812,382.13	812,382.13	100.000	812,382.13	1		0.030	0.030
Total for Clearing								812,382.13	100.000	812,382.13	812,382.13	100.000	812,382.13	1		0.030	0.030
Credit Card Clearing Account																	
B OF A		BANK DEP	Bank of America					34,577.96	100.000	34,577.96	34,577.96	100.000	34,577.96	1		0.030	0.030
Total for Credit Card Clearing Account								34,577.96	100.000	34,577.96	34,577.96	100.000	34,577.96	1		0.030	0.030
Debt Service																	
B OF A		BANK DEP	Bank of America					88,051.62	100.000	88,051.62	88,051.62	100.000	88,051.62	1		0.030	0.030
TEXPOOL		LGIP	TexPool					13,717,915.27	100.000	13,717,915.27	13,717,915.27	100.000	13,717,915.27	1		0.072	0.072
Total for Debt Service								13,805,966.89	100.000	13,805,966.89	13,805,966.89	100.000	13,805,966.89	1		0.071	0.071
Escrow																	
B OF A		BANK DEP	Bank of America					10,072.93	100.000	10,072.93	10,072.93	100.000	10,072.93	1		0.030	0.030
Total for Escrow								10,072.93	100.000	10,072.93	10,072.93	100.000	10,072.93	1		0.030	0.030



Carrollton-Farmers Branch ISD
Detail of Security Holdings
 As of 05/31/2013

CUSIP	Settle Date	Sec. Type	Sec. Description	CPN	Mty Date	Next Call	Call Type	Par Value	Purch Price	Orig Cost	Book Value	Mkt Price	Market Value	Days to Mty	Days to Call	YTM	YTW
Farmers Branch TIF #1																	
TEXPOOL		LGIP	TexPool					6,915,400.25	100.000	6,915,400.25	6,915,400.25	100.000	6,915,400.25	1		0.072	0.072
Total for Farmers Branch TIF #1								6,915,400.25	100.000	6,915,400.25	6,915,400.25	100.000	6,915,400.25	1		0.072	0.072
Farmers Branch TIF #2																	
TEXPOOL		LGIP	TexPool					126,221.24	100.000	126,221.24	126,221.24	100.000	126,221.24	1		0.072	0.072
Total for Farmers Branch TIF #2								126,221.24	100.000	126,221.24	126,221.24	100.000	126,221.24	1		0.072	0.072
Federal Funds																	
BA-NOINT		BANK DEP	Bank of America					32,350.83	100.000	32,350.83	32,350.83	100.000	32,350.83	1		0.000	0.000
Total for Federal Funds								32,350.83	100.000	32,350.83	32,350.83	100.000	32,350.83	1		0.000	0.000
Food Service																	
BA-NOINT		BANK DEP	Bank of America					44,829.82	100.000	44,829.82	44,829.82	100.000	44,829.82	1		0.000	0.000
TEXPOOL		LGIP	TexPool					621,725.33	100.000	621,725.33	621,725.33	100.000	621,725.33	1		0.072	0.072
Total for Food Service								666,555.15	100.000	666,555.15	666,555.15	100.000	666,555.15	1		0.067	0.067
General Fund																	
B OF A		BANK DEP	Bank of America					914,458.64	100.000	914,458.64	914,458.64	100.000	914,458.64	1		0.030	0.030
TEXPOOL		LGIP	TexPool					106,473,728.03	100.000	106,473,728.03	106,473,728.03	100.000	106,473,728.03	1		0.072	0.072
TEXSTAR		LGIP	TexSTAR					20,085,531.47	100.000	20,085,531.47	20,085,531.47	100.000	20,085,531.47	1		0.072	0.072
WF-CFB		BANK DEP	Wells Fargo					5,009,909.76	100.000	5,009,909.76	5,009,909.76	100.000	5,009,909.76	1		0.250	0.250
Total for General Fund								132,483,627.90	100.000	132,483,627.90	132,483,627.90	100.000	132,483,627.90	1		0.078	0.078



Carrollton-Farmers Branch ISD
Detail of Security Holdings
 As of 05/31/2013

CUSIP	Settle Date	Sec. Type	Sec. Description	CPN	Mty Date	Next Call	Call Type	Par Value	Purch Price	Orig Cost	Book Value	Mkt Price	Market Value	Days to Mty	Days to Call	YTM	YTW
Payroll																	
B OF A		BANK DEP	Bank of America					2,592,606.85	100.000	2,592,606.85	2,592,606.85	100.000	2,592,606.85	1		0.030	0.030
Total for Payroll								2,592,606.85	100.000	2,592,606.85	2,592,606.85	100.000	2,592,606.85	1		0.030	0.030
Section 125 Reimbursement Fund																	
B OF A		BANK DEP	Bank of America					109,540.21	100.000	109,540.21	109,540.21	100.000	109,540.21	1		0.030	0.030
Total for Section 125 Reimbursement Fund								109,540.21	100.000	109,540.21	109,540.21	100.000	109,540.21	1		0.030	0.030
Workers Compensation																	
B OF A		BANK DEP	Bank of America					96,821.61	100.000	96,821.61	96,821.61	100.000	96,821.61	1		0.030	0.030
GTBXX-CFB		MMF	Dreyfus Treas Prime MMF					3,159.75	100.000	3,159.75	3,159.75	100.000	3,159.75	1		0.010	0.010
TEXPOOL		LGIP	TexPool					7,152,634.93	100.000	7,152,634.93	7,152,634.93	100.000	7,152,634.93	1		0.072	0.072
254671DC1	06/27/12	CD	Discover Bk CD	0.500	06/27/13			248,000.00	100.000	248,000.00	248,000.00	100.000	248,000.00	27		0.500	0.500
38143AVJ1	06/27/12	CD	Goldman Sachs CD	0.450	06/27/13			248,000.00	100.000	248,000.00	248,000.00	100.000	248,000.00	27		0.449	0.449
05568PX36	06/29/12	CD	BMW Bk CD	0.450	06/28/13			248,000.00	100.000	248,000.00	248,000.00	100.000	248,000.00	28		0.449	0.449
36160NNJ4	06/29/12	CD-IAM	GE Capital Retail Bk CD	0.500	06/28/13			248,000.00	100.000	248,000.00	248,000.00	100.000	248,000.00	28		0.500	0.500
84603M2K1	08/08/12	CD-IAM	Sovereign Bk CD	0.500	08/08/13			248,000.00	100.000	248,000.00	248,000.00	100.016	248,038.69	69		0.500	0.500
87164DBE9	08/22/12	CD-IAM	Synovus Bk CD	0.450	08/22/13			248,000.00	100.000	248,000.00	248,000.00	100.000	248,000.00	83		0.450	0.450
07370TUK7	09/19/12	CD-IAM	Beal Bk CD	0.400	09/18/13			249,000.00	100.000	249,000.00	249,000.00	100.000	249,000.00	110		0.400	0.400
332135EZ1	10/10/12	CD	First Nat'l Bk CD	0.500	01/10/14			249,000.00	100.000	249,000.00	249,000.00	100.031	249,077.94	224		0.500	0.500
316777LJ8	04/24/13	CD-IAM	Fifth Third Bk CD	0.400	04/24/14			249,000.00	100.000	249,000.00	249,000.00	99.859	248,649.91	328		0.400	0.400
20701PAW4	12/17/12	CD	Conestoga Bk CD	0.450	06/17/14			249,000.00	100.000	249,000.00	249,000.00	99.938	248,844.38	382		0.450	0.450
02005QP31	08/01/12	CD	Ally Bk CD	0.950	08/01/14			248,000.00	100.000	248,000.00	248,000.00	100.375	248,930.00	427		0.950	0.950
07203QBR2	12/12/12	CD	Bay Cities Bk CD	0.500	12/12/14			249,000.00	100.000	249,000.00	249,000.00	100.391	249,972.59	560		0.500	0.500
Total for Workers Compensation								10,233,616.29	100.000	10,233,616.29	10,233,616.29	100.015	10,235,129.80	56		0.197	0.197
Total for Carrollton-Farmers Branch ISD								231,593,213.88	100.000	231,593,213.88	231,593,213.88	100.001	231,594,727.39	15		0.126	0.126



Carrollton-Farmers Branch ISD
Change in Value
 From 02/28/2013 to 05/31/2013

CUSIP	Security Type	Security Description	02/28/13 Book Value	Cost of Purchases	Maturities / Calls / Sales	Amortization / Accretion	Realized Gain/(Loss)	05/31/13 Book Value	02/28/13 Market Value	05/31/13 Market Value	Change in Mkt Value
Activity Fund											
B OF A	BANK DEP	Bank of America	231,359.18	41,869.50	(157,885.20)	0.00	0.00	115,343.48	231,359.18	115,343.48	(116,015.70)
TEXPOOL	LGIP	TexPool	1,870,134.17	250,480.29	0.00	0.00	0.00	2,120,614.46	1,870,134.17	2,120,614.46	250,480.29
Total for Activity Fund			2,101,493.35	292,349.79	(157,885.20)	0.00	0.00	2,235,957.94	2,101,493.35	2,235,957.94	134,464.59
Capital Projects 2006											
B OF A	BANK DEP	Bank of America	1,000.54	0.30	0.00	0.00	0.00	1,000.84	1,000.54	1,000.84	0.30
TEXPOOL	LGIP	TexPool	290,409.70	41.82	(27,141.07)	0.00	0.00	263,310.45	290,409.70	263,310.45	(27,099.25)
Total for Capital Projects 2006			291,410.24	42.12	(27,141.07)	0.00	0.00	264,311.29	291,410.24	264,311.29	(27,098.95)
Capital Projects 2007											
B OF A	BANK DEP	Bank of America	1,000.95	0.30	0.00	0.00	0.00	1,001.25	1,000.95	1,001.25	0.30
TEXPOOL	LGIP	TexPool	984,929.97	87.52	(56,306.81)	0.00	0.00	928,710.68	984,929.97	928,710.68	(56,219.29)
Total for Capital Projects 2007			985,930.92	87.82	(56,306.81)	0.00	0.00	929,711.93	985,930.92	929,711.93	(56,218.99)
Capital Projects 2008											
B OF A	BANK DEP	Bank of America	1,000.54	0.30	0.00	0.00	0.00	1,000.84	1,000.54	1,000.84	0.30
TEXPOOL	LGIP	TexPool	1,676,411.55	210.91	(657,195.30)	0.00	0.00	1,019,427.16	1,676,411.55	1,019,427.16	(656,984.39)
CD-8089-3	CD-IAM	BBVA Compass CD 0.500 08/09/13	93,843.13	0.00	0.00	0.00	0.00	93,843.13	93,843.13	93,843.13	0.00
Total for Capital Projects 2008			1,771,255.22	211.21	(657,195.30)	0.00	0.00	1,114,271.13	1,771,255.22	1,114,271.13	(656,984.09)
Capital Projects 2012											
B OF A	BANK DEP	Bank of America	1,000.46	0.50	0.00	0.00	0.00	1,000.96	1,000.46	1,000.96	0.50
TEXPOOL	LGIP	TexPool	11,436,610.97	0.00	(268,555.60)	0.00	0.00	11,168,055.37	11,436,610.97	11,168,055.37	(268,555.60)
CDAR-7143	CD-IAM	Town North Bk CDARS 0.450 09/12/13	13,000,000.00	0.00	0.00	0.00	0.00	13,000,000.00	13,000,000.00	13,000,000.00	0.00
Total for Capital Projects 2012			24,437,611.43	0.50	(268,555.60)	0.00	0.00	24,169,056.33	24,437,611.43	24,169,056.33	(268,555.10)



Carrollton-Farmers Branch ISD
Change in Value
 From 02/28/2013 to 05/31/2013

CUSIP	Security Type	Security Description	02/28/13 Book Value	Cost of Purchases	Maturities / Calls / Sales	Amortization / Accretion	Realized Gain/(Loss)	05/31/13 Book Value	02/28/13 Market Value	05/31/13 Market Value	Change in Mkt Value
City of Irving TIF #1											
TEXPOOL	LGIP	TexPool	11,282,667.73	8,774,318.90	0.00	0.00	0.00	20,056,986.63	11,282,667.73	20,056,986.63	8,774,318.90
CDAR-7719	CD-IAM	Town North Bk CDARS 0.450 08/22/13	15,000,000.00	0.00	0.00	0.00	0.00	15,000,000.00	15,000,000.00	15,000,000.00	0.00
Total for City of Irving TIF #1			26,282,667.73	8,774,318.90	0.00	0.00	0.00	35,056,986.63	26,282,667.73	35,056,986.63	8,774,318.90
Clearing											
B OF A	BANK DEP	Bank of America	1,329,263.25	0.00	(516,881.12)	0.00	0.00	812,382.13	1,329,263.25	812,382.13	(516,881.12)
Total for Clearing			1,329,263.25	0.00	(516,881.12)	0.00	0.00	812,382.13	1,329,263.25	812,382.13	(516,881.12)
Credit Card Clearing Account											
B OF A	BANK DEP	Bank of America	30,626.07	19,485.59	(15,533.70)	0.00	0.00	34,577.96	30,626.07	34,577.96	3,951.89
Total for Credit Card Clearing Account			30,626.07	19,485.59	(15,533.70)	0.00	0.00	34,577.96	30,626.07	34,577.96	3,951.89
Debt Service											
B OF A	BANK DEP	Bank of America	950,826.37	12,246.34	(875,021.09)	0.00	0.00	88,051.62	950,826.37	88,051.62	(862,774.75)
TEXPOOL	LGIP	TexPool	12,069,429.25	1,648,486.02	0.00	0.00	0.00	13,717,915.27	12,069,429.25	13,717,915.27	1,648,486.02
Total for Debt Service			13,020,255.62	1,660,732.36	(875,021.09)	0.00	0.00	13,805,966.89	13,020,255.62	13,805,966.89	785,711.27
Escrow											
B OF A	BANK DEP	Bank of America	10,071.85	1.08	0.00	0.00	0.00	10,072.93	10,071.85	10,072.93	1.08
Total for Escrow			10,071.85	1.08	0.00	0.00	0.00	10,072.93	10,071.85	10,072.93	1.08
Farmers Branch TIF #1											
TEXPOOL	LGIP	TexPool	6,484,517.13	430,883.12	0.00	0.00	0.00	6,915,400.25	6,484,517.13	6,915,400.25	430,883.12
Total for Farmers Branch TIF #1			6,484,517.13	430,883.12	0.00	0.00	0.00	6,915,400.25	6,484,517.13	6,915,400.25	430,883.12



Carrollton-Farmers Branch ISD
Change in Value
 From 02/28/2013 to 05/31/2013

CUSIP	Security Type	Security Description	02/28/13 Book Value	Cost of Purchases	Maturities / Calls / Sales	Amortization / Accretion	Realized Gain/(Loss)	05/31/13 Book Value	02/28/13 Market Value	05/31/13 Market Value	Change in Mkt Value
Farmers Branch TIF #2											
TEXPOOL	LGIP	TexPool	109,649.79	16,571.45	0.00	0.00	0.00	126,221.24	109,649.79	126,221.24	16,571.45
Total for Farmers Branch TIF #2			109,649.79	16,571.45	0.00	0.00	0.00	126,221.24	109,649.79	126,221.24	16,571.45
Federal Funds											
BA-NOINT	BANK DEP	Bank of America	271,046.28	0.00	(238,695.45)	0.00	0.00	32,350.83	271,046.28	32,350.83	(238,695.45)
Total for Federal Funds			271,046.28	0.00	(238,695.45)	0.00	0.00	32,350.83	271,046.28	32,350.83	(238,695.45)
Food Service											
BA-NOINT	BANK DEP	Bank of America	277,155.98	39,900.50	(272,226.66)	0.00	0.00	44,829.82	277,155.98	44,829.82	(232,326.16)
TEXPOOL	LGIP	TexPool	201,645.37	600,046.30	(179,966.34)	0.00	0.00	621,725.33	201,645.37	621,725.33	420,079.96
Total for Food Service			478,801.35	639,946.80	(452,193.00)	0.00	0.00	666,555.15	478,801.35	666,555.15	187,753.80
General Fund											
B OF A	BANK DEP	Bank of America	6,787,239.66	24,376.95	(5,897,157.97)	0.00	0.00	914,458.64	6,787,239.66	914,458.64	(5,872,781.02)
TEXPOOL	LGIP	TexPool	146,224,058.61	0.00	(39,750,330.58)	0.00	0.00	106,473,728.03	146,224,058.61	106,473,728.03	(39,750,330.58)
TEXSTAR	LGIP	TexSTAR	20,080,664.96	4,866.51	0.00	0.00	0.00	20,085,531.47	20,080,664.96	20,085,531.47	4,866.51
WF-CFB	BANK DEP	Wells Fargo	5,006,335.48	3,574.28	0.00	0.00	0.00	5,009,909.76	5,006,335.48	5,009,909.76	3,574.28
Total for General Fund			178,098,298.71	32,817.74	(45,647,488.55)	0.00	0.00	132,483,627.90	178,098,298.71	132,483,627.90	(45,614,670.81)
Payroll											
B OF A	BANK DEP	Bank of America	2,601,856.15	2,466,839.46	(2,476,088.76)	0.00	0.00	2,592,606.85	2,601,856.15	2,592,606.85	(9,249.30)
Total for Payroll			2,601,856.15	2,466,839.46	(2,476,088.76)	0.00	0.00	2,592,606.85	2,601,856.15	2,592,606.85	(9,249.30)



Carrollton-Farmers Branch ISD
Change in Value
 From 02/28/2013 to 05/31/2013

CUSIP	Security Type	Security Description	02/28/13 Book Value	Cost of Purchases	Maturities / Calls / Sales	Amortization / Accretion	Realized Gain/(Loss)	05/31/13 Book Value	02/28/13 Market Value	05/31/13 Market Value	Change in Mkt Value
Section 125 Reimbursement Fund											
B OF A	BANK DEP	Bank of America	20,602.31	88,937.90	0.00	0.00	0.00	109,540.21	20,602.31	109,540.21	88,937.90
Total for Section 125 Reimbursement Fund			20,602.31	88,937.90	0.00	0.00	0.00	109,540.21	20,602.31	109,540.21	88,937.90
Workers Compensation											
B OF A	BANK DEP	Bank of America	105,231.82	28,045.54	(36,455.75)	0.00	0.00	96,821.61	105,231.82	96,821.61	(8,410.21)
CASH-INT	BANK DEP	Cash	0.00	1,671.15	(1,671.13)	0.00	0.00	0.00	0.00	0.00	0.00
GTBXX-CFB	MMF	Dreyfus Treas Prime MMF	0.00	6,125.09	(2,965.32)	0.00	0.00	3,159.75	0.00	3,159.75	3,159.75
TEXPOOL	LGIP	TexPool	7,300,937.93	649.05	(148,952.05)	0.00	0.00	7,152,634.93	7,300,937.93	7,152,634.93	(148,303.00)
33583CBU2	CD-IAM	First Niagara Bk CD 0.300 04/19/13	249,000.00	0.00	(249,000.00)	0.00	0.00	0.00	249,000.00	0.00	(249,000.00)
254671DC1	CD	Discover Bk CD 0.500 06/27/13	248,000.00	0.00	0.00	0.00	0.00	248,000.00	248,077.62	248,000.00	(77.62)
38143AVJ1	CD	Goldman Sachs CD 0.450 06/27/13	248,000.00	0.00	0.00	0.00	0.00	248,000.00	248,038.69	248,000.00	(38.69)
05568PX36	CD	BMW Bk CD 0.450 06/28/13	248,000.00	0.00	0.00	0.00	0.00	248,000.00	248,038.69	248,000.00	(38.69)
36160NNJ4	CD-IAM	GE Capital Retail Bk CD 0.500 06/28/13	248,000.00	0.00	0.00	0.00	0.00	248,000.00	248,000.00	248,000.00	0.00
84603M2K1	CD-IAM	Sovereign Bk CD 0.500 08/08/13	248,000.00	0.00	0.00	0.00	0.00	248,000.00	248,000.00	248,038.69	38.69
87164DBE9	CD-IAM	Synovus Bk CD 0.450 08/22/13	248,000.00	0.00	0.00	0.00	0.00	248,000.00	248,000.00	248,000.00	0.00
07370TUK7	CD-IAM	Beal Bk CD 0.400 09/18/13	249,000.00	0.00	0.00	0.00	0.00	249,000.00	249,000.00	249,000.00	0.00
332135EZ1	CD	First Nat'l Bk CD 0.500 01/10/14	249,000.00	0.00	0.00	0.00	0.00	249,000.00	249,000.00	249,077.94	77.94
316777LJ8	CD-IAM	Fifth Third Bk CD 0.400 04/24/14	0.00	249,000.00	0.00	0.00	0.00	249,000.00	0.00	248,649.91	248,649.91
20701PAW4	CD	Conestoga Bk CD 0.450 06/17/14	249,000.00	0.00	0.00	0.00	0.00	249,000.00	248,571.97	248,844.38	272.41
02005QP31	CD	Ally Bk CD 0.950 08/01/14	248,000.00	0.00	0.00	0.00	0.00	248,000.00	248,813.69	248,930.00	116.31
07203QBR2	CD	Bay Cities Bk CD 0.500 12/12/14	249,000.00	0.00	0.00	0.00	0.00	249,000.00	249,661.34	249,972.59	311.25
Total for Workers Compensation			10,387,169.75	285,490.83	(439,044.25)	0.00	0.00	10,233,616.29	10,388,371.75	10,235,129.80	(153,241.95)
Total for Carrollton-Farmers Branch ISD			268,712,527.15	14,708,716.67	(51,828,029.90)	0.00	0.00	231,593,213.88	268,713,729.15	231,594,727.39	(37,119,001.76)



Carrollton-Farmers Branch ISD

Earned Income

From 02/28/2013 to 05/31/2013

CUSIP	Security Type	Security Description	Beg. Accrued	Interest Earned	Interest Rec'd / Sold / Matured	Interest Purchased	Ending Accrued	Disc Accr / Prem Amort	Net Income
Activity Fund									
B OF A	BANK DEP	Bank of America	0.00	15.03	15.03	0.00	0.00	0.00	15.03
TEXPOOL	LGIP	TexPool	0.00	480.29	480.29	0.00	0.00	0.00	480.29
Total for Activity Fund			0.00	495.32	495.32	0.00	0.00	0.00	495.32
Capital Projects 2006									
B OF A	BANK DEP	Bank of America	0.00	0.30	0.30	0.00	0.00	0.00	0.30
TEXPOOL	LGIP	TexPool	0.00	66.00	66.00	0.00	0.00	0.00	66.00
Total for Capital Projects 2006			0.00	66.30	66.30	0.00	0.00	0.00	66.30
Capital Projects 2007									
B OF A	BANK DEP	Bank of America	0.00	0.30	0.30	0.00	0.00	0.00	0.30
TEXPOOL	LGIP	TexPool	0.00	226.02	226.02	0.00	0.00	0.00	226.02
Total for Capital Projects 2007			0.00	226.32	226.32	0.00	0.00	0.00	226.32
Capital Projects 2008									
B OF A	BANK DEP	Bank of America	0.00	0.30	0.30	0.00	0.00	0.00	0.30
TEXPOOL	LGIP	TexPool	0.00	302.61	302.61	0.00	0.00	0.00	302.61
CD-8089-3	CD-IAM	BBVA Compass CD 0.500 08/09/13	262.25	118.26	0.00	0.00	380.51	0.00	118.26
Total for Capital Projects 2008			262.25	421.17	302.91	0.00	380.51	0.00	421.17
Capital Projects 2012									
B OF A	BANK DEP	Bank of America	0.00	0.50	0.50	0.00	0.00	0.00	0.50
TEXPOOL	LGIP	TexPool	0.00	2,642.13	2,642.13	0.00	0.00	0.00	2,642.13
CDAR-7143	CD-IAM	Town North Bk CDARS 0.450 09/12/13	27,086.30	14,745.21	0.00	0.00	41,831.51	0.00	14,745.21
Total for Capital Projects 2012			27,086.30	17,387.84	2,642.63	0.00	41,831.51	0.00	17,387.84



Carrollton-Farmers Branch ISD

Earned Income

From 02/28/2013 to 05/31/2013

CUSIP	Security Type	Security Description	Beg. Accrued	Interest Earned	Interest Rec'd / Sold / Matured	Interest Purchased	Ending Accrued	Disc Accr / Prem Amort	Net Income
City of Irving TIF #1									
TEXPOOL	LGIP	TexPool	0.00	2,980.98	2,980.98	0.00	0.00	0.00	2,980.98
CDAR-7719	CD-IAM	Town North BK CDARS 0.450 08/22/13	35,070.79	17,013.70	0.00	0.00	52,084.49	0.00	17,013.70
Total for City of Irving TIF #1			35,070.79	19,994.68	2,980.98	0.00	52,084.49	0.00	19,994.68
Clearing									
B OF A	BANK DEP	Bank of America	0.00	92.63	92.63	0.00	0.00	0.00	92.63
Total for Clearing			0.00	92.63	92.63	0.00	0.00	0.00	92.63
Credit Card Clearing Account									
B OF A	BANK DEP	Bank of America	0.00	7.51	7.51	0.00	0.00	0.00	7.51
Total for Credit Card Clearing Account			0.00	7.51	7.51	0.00	0.00	0.00	7.51
Debt Service									
B OF A	BANK DEP	Bank of America	0.00	10.23	10.23	0.00	0.00	0.00	10.23
TEXPOOL	LGIP	TexPool	0.00	3,122.20	3,122.20	0.00	0.00	0.00	3,122.20
Total for Debt Service			0.00	3,132.43	3,132.43	0.00	0.00	0.00	3,132.43
Escrow									
B OF A	BANK DEP	Bank of America	0.00	1.08	1.08	0.00	0.00	0.00	1.08
Total for Escrow			0.00	1.08	1.08	0.00	0.00	0.00	1.08
Farmers Branch TIF #1									
TEXPOOL	LGIP	TexPool	0.00	1,531.14	1,531.14	0.00	0.00	0.00	1,531.14
Total for Farmers Branch TIF #1			0.00	1,531.14	1,531.14	0.00	0.00	0.00	1,531.14



Carrollton-Farmers Branch ISD

Earned Income

From 02/28/2013 to 05/31/2013

CUSIP	Security Type	Security Description	Beg. Accrued	Interest Earned	Interest Rec'd / Sold / Matured	Interest Purchased	Ending Accrued	Disc Accr / Prem Amort	Net Income
Farmers Branch TIF #2									
TEXPOOL	LGIP	TexPool	0.00	26.24	26.24	0.00	0.00	0.00	26.24
Total for Farmers Branch TIF #2			0.00	26.24	26.24	0.00	0.00	0.00	26.24
Federal Funds									
Total for Federal Funds			0.00	0.00	0.00	0.00	0.00	0.00	0.00
Food Service									
TEXPOOL	LGIP	TexPool	0.00	79.96	79.96	0.00	0.00	0.00	79.96
Total for Food Service			0.00	79.96	79.96	0.00	0.00	0.00	79.96
General Fund									
B OF A	BANK DEP	Bank of America	0.00	116.33	116.33	0.00	0.00	0.00	116.33
TEXPOOL	LGIP	TexPool	0.00	31,662.11	31,662.11	0.00	0.00	0.00	31,662.11
TEXSTAR	LGIP	TexSTAR	0.00	4,866.51	4,866.51	0.00	0.00	0.00	4,866.51
WF-CFB	BANK DEP	Wells Fargo	0.00	3,574.28	3,574.28	0.00	0.00	0.00	3,574.28
Total for General Fund			0.00	40,219.23	40,219.23	0.00	0.00	0.00	40,219.23
Payroll									
B OF A	BANK DEP	Bank of America	0.00	90.77	90.77	0.00	0.00	0.00	90.77
Total for Payroll			0.00	90.77	90.77	0.00	0.00	0.00	90.77
Section 125 Reimbursement Fund									
B OF A	BANK DEP	Bank of America	0.00	21.00	21.00	0.00	0.00	0.00	21.00
Total for Section 125 Reimbursement Fund			0.00	21.00	21.00	0.00	0.00	0.00	21.00



Carrollton-Farmers Branch ISD

Earned Income

From 02/28/2013 to 05/31/2013

CUSIP	Security Type	Security Description	Beg. Accrued	Interest Earned	Interest Rec'd / Sold / Matured	Interest Purchased	Ending Accrued	Disc Accr / Prem Amort	Net Income
Workers Compensation									
B OF A	BANK DEP	Bank of America	0.00	6.79	6.79	0.00	0.00	0.00	6.79
CASH-INT	BANK DEP	Cash	0.00	0.01	0.01	0.00	0.00	0.00	0.01
GTBXX-CFB	MMF	Dreyfus Treas Prime MMF	0.00	0.01	0.01	0.00	0.00	0.00	0.01
TEXPOOL	LGIP	TexPool	0.00	1,697.00	1,697.00	0.00	0.00	0.00	1,697.00
33583CBU2	CD-IAM	First Niagara Bk CD 0.300 04/19/13	272.19	100.29	372.48	0.00	0.00	0.00	100.29
254671DC1	CD	Discover Bk CD 0.500 06/27/13	839.12	312.55	0.00	0.00	1,151.67	0.00	312.55
38143AVJ1	CD	Goldman Sachs CD 0.450 06/27/13	753.64	281.29	0.00	0.00	1,034.93	0.00	281.29
05568PX36	CD	BMW Bk CD 0.450 06/28/13	749.09	281.30	0.00	0.00	1,030.39	0.00	281.30
36160NNJ4	CD-IAM	GE Capital Retail Bk CD 0.500 06/28/13	832.33	312.55	0.00	0.00	1,144.88	0.00	312.55
84603M2K1	CD-IAM	Sovereign Bk CD 0.500 08/08/13	696.44	312.55	0.00	0.00	1,008.99	0.00	312.55
87164DBE9	CD-IAM	Synovus Bk CD 0.450 08/22/13	583.99	281.29	0.00	0.00	865.28	0.00	281.29
07370TUK7	CD-IAM	Beal Bk CD 0.400 09/18/13	444.79	251.05	0.00	0.00	695.84	0.00	251.05
332135EZ1	CD	First Nat'l Bk CD 0.500 01/10/14	484.36	313.80	620.79	0.00	177.37	0.00	313.80
316777LJ8	CD-IAM	Fifth Third Bk CD 0.400 04/24/14	0.00	103.69	0.00	0.00	103.69	0.00	103.69
20701PAW4	CD	Conestoga Bk CD 0.450 06/17/14	36.84	282.44	273.23	0.00	46.05	0.00	282.44
02005QP31	CD	Ally Bk CD 0.950 08/01/14	180.73	593.85	0.00	0.00	774.58	0.00	593.85
07203QBR2	CD	Bay Cities Bk CD 0.500 12/12/14	57.99	313.81	303.58	0.00	68.22	0.00	313.81
Total for Workers Compensation			5,931.51	5,444.27	3,273.89	0.00	8,101.89	0.00	5,444.27
Total for Carrollton-Farmers Branch ISD			68,350.85	89,237.89	55,190.34	0.00	102,398.40	0.00	89,237.89



Carrollton-Farmers Branch ISD
Investment Transactions
 From 03/01/2013 to 05/31/2013

Trade Date	Settle Date	CUSIP	Security Type	Security Description	Coupon	Mty Date	Call Date	Par Value	Price	Principal Amount	Int Purchased / Received	Total Amount	Realized Gain / Loss	YTM	YTW
Workers Compensation															
Maturities															
04/19/13	04/19/13	33583CBU2	CD-IAM	First Niagara Bk CD	0.300	04/19/13		249,000.00	100.000	249,000.00	372.48	249,372.48		0.300	
Total for: Maturities								249,000.00		249,000.00	372.48	249,372.48		0.300	
Purchases															
04/24/13	04/24/13	316777LJ8	CD-IAM	Fifth Third Bk CD	0.400	04/24/14		249,000.00	100.000	249,000.00	0.00	249,000.00		0.400	0.400
Total for: Purchases								249,000.00		249,000.00	0.00	249,000.00		0.400	0.400
Income Payments															
03/12/13	03/12/13	07203QBR2	CD	Bay Cities Bk CD	0.500	12/12/14				0.00	95.51	95.51			
03/18/13	03/17/13	20701PAW4	CD	Conestoga Bk CD	0.450	06/17/14				0.00	85.96	85.96			
04/10/13	04/10/13	332135EZ1	CD	First Nat'l Bk CD	0.500	01/10/14				0.00	620.79	620.79			
04/12/13	04/12/13	07203QBR2	CD	Bay Cities Bk CD	0.500	12/12/14				0.00	105.74	105.74			
04/17/13	04/17/13	20701PAW4	CD	Conestoga Bk CD	0.450	06/17/14				0.00	95.17	95.17			
05/13/13	05/12/13	07203QBR2	CD	Bay Cities Bk CD	0.500	12/12/14				0.00	102.33	102.33			
05/17/13	05/17/13	20701PAW4	CD	Conestoga Bk CD	0.450	06/17/14				0.00	92.10	92.10			
Total for: Income Payments										0.00	1,197.60	1,197.60			



Carrollton-Farmers Branch ISD
Investment Transactions
From 03/01/2013 to 05/31/2013

Trade Date	Settle Date	CUSIP	Security Type	Security Description	Coupon	Mty Date	Call Date	Par Value	Price	Principal Amount	Int Purchased / Received	Total Amount	Realized Gain / Loss	YTM	YTW
------------	-------------	-------	---------------	----------------------	--------	----------	-----------	-----------	-------	------------------	--------------------------	--------------	----------------------	-----	-----

Total for All Portfolios

Transaction Type	Quantity	Total Amount	Realized G/L	YTM	YTW
Total Maturities	249,000.00	249,372.48		0.300	
Total Purchases	249,000.00	249,000.00		0.400	0.400
Total Income Payments	0.00	1,197.60			



Carrollton-Farmers Branch ISD
Amortization and Accretion
 From 02/28/2013 to 05/31/2013

CUSIP	Settle Date	Security Type	Security Description	Next Call Date	Purchase Qty	Orig Price	Original Cost	Amrt/Accr for Period	Total Amrt/Accr Since Purch	Remaining Disc / Prem	Book Value
Capital Projects 2008											
CD-8089-3	08/09/12	CD-IAM	BBVA Compass CD 0.500 08/09/13		93,843.13	100.000	93,843.13	0.00	0.00	0.00	93,843.13
Total for Capital Projects 2008					93,843.13		93,843.13	0.00	0.00	0.00	93,843.13
Capital Projects 2012											
CDAR-7143	09/13/12	CD-IAM	Town North Bk CDARS 0.450 09/12/13		13,000,000.00	100.000	13,000,000.00	0.00	0.00	0.00	13,000,000.00
Total for Capital Projects 2012					13,000,000.00		13,000,000.00	0.00	0.00	0.00	13,000,000.00
City of Irving TIF #1											
CDAR-7719	08/23/12	CD-IAM	Town North Bk CDARS 0.450 08/22/13		15,000,000.00	100.000	15,000,000.00	0.00	0.00	0.00	15,000,000.00
Total for City of Irving TIF #1					15,000,000.00		15,000,000.00	0.00	0.00	0.00	15,000,000.00
Workers Compensation											
33583CBU2	10/19/12	CD-IAM	First Niagara Bk CD 0.300 04/19/13		0.00	100.000	0.00	0.00	0.00	0.00	0.00
254671DC1	06/27/12	CD	Discover Bk CD 0.500 06/27/13		248,000.00	100.000	248,000.00	0.00	0.00	0.00	248,000.00
38143AVJ1	06/27/12	CD	Goldman Sachs CD 0.450 06/27/13		248,000.00	100.000	248,000.00	0.00	0.00	0.00	248,000.00
05568PX36	06/29/12	CD	BMW Bk CD 0.450 06/28/13		248,000.00	100.000	248,000.00	0.00	0.00	0.00	248,000.00
36160NNJ4	06/29/12	CD-IAM	GE Capital Retail Bk CD 0.500 06/28/13		248,000.00	100.000	248,000.00	0.00	0.00	0.00	248,000.00
84603M2K1	08/08/12	CD-IAM	Sovereign Bk CD 0.500 08/08/13		248,000.00	100.000	248,000.00	0.00	0.00	0.00	248,000.00
87164DBE9	08/22/12	CD-IAM	Synovus Bk CD 0.450 08/22/13		248,000.00	100.000	248,000.00	0.00	0.00	0.00	248,000.00
07370TUK7	09/19/12	CD-IAM	Beal Bk CD 0.400 09/18/13		249,000.00	100.000	249,000.00	0.00	0.00	0.00	249,000.00
332135EZ1	10/10/12	CD	First Nat'l Bk CD 0.500 01/10/14		249,000.00	100.000	249,000.00	0.00	0.00	0.00	249,000.00
316777LJ8	04/24/13	CD-IAM	Fifth Third Bk CD 0.400 04/24/14		249,000.00	100.000	249,000.00	0.00	0.00	0.00	249,000.00
20701PAW4	12/17/12	CD	Conestoga Bk CD 0.450 06/17/14		249,000.00	100.000	249,000.00	0.00	0.00	0.00	249,000.00
02005QP31	08/01/12	CD	Ally Bk CD 0.950 08/01/14		248,000.00	100.000	248,000.00	0.00	0.00	0.00	248,000.00
07203QBR2	12/12/12	CD	Bay Cities Bk CD 0.500 12/12/14		249,000.00	100.000	249,000.00	0.00	0.00	0.00	249,000.00
Total for Workers Compensation					2,981,000.00		2,981,000.00	0.00	0.00	0.00	2,981,000.00



Carrollton-Farmers Branch ISD
Amortization and Accretion
From 02/28/2013 to 05/31/2013

CUSIP	Settle Date	Security Type	Security Description	Next Call Date	Purchase Qty	Orig Price	Original Cost	Amrt/Accr for Period	Total Amrt/Accr Since Purch	Remaining Disc / Prem	Book Value
Total for Carrollton-Farmers Branch ISD					31,074,843.13		31,074,843.13	0.00	0.00	0.00	31,074,843.13



Carrollton-Farmers Branch ISD
Projected Cash Flows
Cash Flows for next 180 days from 05/31/2013

CUSIP	Security Type	Security Description	Pay Date	Interest	Principal	Total Amount
Capital Projects 2008						
CD-8089-3	CD-IAM	BBVA Compass CD 0.500 08/09/13	08/09/13	469.21	93,843.13	94,312.34
Total for Capital Projects 2008				469.21	93,843.13	94,312.34
Capital Projects 2012						
CDAR-7143	CD-IAM	Town North Bk CDARS 0.450 09/12/13	09/12/13	58,339.72	13,000,000.00	13,058,339.72
Total for Capital Projects 2012				58,339.72	13,000,000.00	13,058,339.72
City of Irving TIF #1						
CDAR-7719	CD-IAM	Town North Bk CDARS 0.450 08/22/13	08/22/13	67,315.06	15,000,000.00	15,067,315.06
Total for City of Irving TIF #1				67,315.06	15,000,000.00	15,067,315.06



Carrollton-Farmers Branch ISD
Projected Cash Flows
Cash Flows for next 180 days from 05/31/2013

CUSIP	Security Type	Security Description	Pay Date	Interest	Principal	Total Amount
Workers Compensation						
07203QBR2	CD	Bay Cities Bk CD 0.500 12/12/14	06/12/13	105.73	0.00	105.73
20701PAW4	CD	Conestoga Bk CD 0.450 06/17/14	06/17/13	95.16	0.00	95.16
254671DC1	CD	Discover Bk CD 0.500 06/27/13	06/27/13	620.00	248,000.00	248,620.00
38143AVJ1	CD	Goldman Sachs CD 0.450 06/27/13	06/27/13	558.00	248,000.00	248,558.00
05568PX36	CD	BMW Bk CD 0.450 06/28/13	06/28/13	558.00	248,000.00	248,558.00
36160NNJ4	CD-IAM	GE Capital Retail Bk CD 0.500 06/28/13	06/28/13	1,236.60	248,000.00	249,236.60
07203QBR2	CD	Bay Cities Bk CD 0.500 12/12/14	07/12/13	102.32	0.00	102.32
20701PAW4	CD	Conestoga Bk CD 0.450 06/17/14	07/17/13	92.09	0.00	92.09
02005QP31	CD	Ally Bk CD 0.950 08/01/14	08/01/13	1,168.31	0.00	1,168.31
84603M2K1	CD-IAM	Sovereign Bk CD 0.500 08/08/13	08/08/13	1,240.00	248,000.00	249,240.00
07203QBR2	CD	Bay Cities Bk CD 0.500 12/12/14	08/12/13	105.73	0.00	105.73
20701PAW4	CD	Conestoga Bk CD 0.450 06/17/14	08/17/13	95.16	0.00	95.16
87164DBE9	CD-IAM	Synovus Bk CD 0.450 08/22/13	08/22/13	1,116.00	248,000.00	249,116.00
07203QBR2	CD	Bay Cities Bk CD 0.500 12/12/14	09/12/13	105.73	0.00	105.73
20701PAW4	CD	Conestoga Bk CD 0.450 06/17/14	09/17/13	95.16	0.00	95.16
07370TUK7	CD-IAM	Beal Bk CD 0.400 09/18/13	09/18/13	993.27	249,000.00	249,993.27
332135EZ1	CD	First Nat'l Bk CD 0.500 01/10/14	10/10/13	622.50	0.00	622.50
07203QBR2	CD	Bay Cities Bk CD 0.500 12/12/14	10/12/13	102.32	0.00	102.32
20701PAW4	CD	Conestoga Bk CD 0.450 06/17/14	10/17/13	92.09	0.00	92.09
07203QBR2	CD	Bay Cities Bk CD 0.500 12/12/14	11/12/13	105.73	0.00	105.73
20701PAW4	CD	Conestoga Bk CD 0.450 06/17/14	11/17/13	95.16	0.00	95.16
Total for Workers Compensation				9,305.06	1,737,000.00	1,746,305.06



Carrollton-Farmers Branch ISD
Projected Cash Flows
Cash Flows for next 180 days from 05/31/2013

CUSIP	Security Type	Security Description	Pay Date	Interest	Principal	Total Amount
-------	---------------	----------------------	----------	----------	-----------	--------------

Total for All Portfolios

June 2013	3,173.49	992,000.00	995,173.49
July 2013	194.41	0.00	194.41
August 2013	71,509.47	15,589,843.13	15,661,352.60
September 2013	59,533.88	13,249,000.00	13,308,533.88
October 2013	816.91	0.00	816.91
November 2013	200.89	0.00	200.89

Total Projected Cash Flows for Carrollton-Farmers Branch ISD	135,429.05	29,830,843.13	29,966,272.18
---	-------------------	----------------------	----------------------