



Investment Portfolio Summary

Carrollton-Farmers Branch ISD



For the Quarter Ended

February 28, 2013

Report Name

- Certification Page
- Executive Summary
- Benchmark Comparison
- Detail of Security Holdings
- Change in Value
- Earned Income
- Investment Transactions
- Amortization and Accretion
- Projected Fixed Income Cash Flows

MARKET RECAP:

February was an up and down month for both economic data and financial markets as mixed data, confusion about Fed policy, and angst over the federal spending sequester led to a fair amount of volatility. Congress, at the time of this writing, has failed to make progress in the budget negotiations, which suggests the across-the-board sequester mandated spending cuts will begin on March 1st. Unless a last minute deal is struck, approximately \$85 billion is due to be cut in the first year, with half of this coming from the defense budget, 33% from domestic discretionary spending, 12% from Medicare and 5% from other mandatory spending. The fear is that these cuts will prove severe enough to curtail already fragile economic growth.

The month opened with a payroll report that showed a modest 157k new jobs were created in January. The lower than projected headline was offset by the annual benchmark revisions, which significantly bolstered data for 2012. Before the revisions, it appeared that an average of 153k jobs per month were added in 2012. Following the revisions, the average has been boosted to a much healthier 181k. The brighter outlook prompted more people to reenter the labor force, which caused the unemployment rate to bump up from 7.8% to 7.9%. The ISM manufacturing survey for January was unexpectedly strong, increasing by 2.9 points to 53.1, the highest level in nine months. Retail sales rose a scant 0.1% in January after a 0.5% December gain. Analysts pointed to the recent expiration of the payroll tax holiday as one factor negatively impacting sales. Consumers are also being squeezed by gas prices. AAA reported on Feb-28 that the national average price for a gallon of regular unleaded gasoline had risen to \$3.78, the highest price on record for that date. Despite rising gas prices, inflation remains muted. The consumer price index (CPI) was unchanged for the third straight month in January and up a mild 1.6% year-over-year. The housing market continues its recovery as new home sales unexpectedly rose 15.6% in January to an annual rate of 437,000 units, the highest level since July 2008. Sales of existing homes rose 0.4% to a 4.92 million unit annual pace. The supply of existing homes for sale has plummeted to 1.74 million units, the lowest level since December 1999. As expected, fourth quarter GDP was revised upward from -0.1% to +0.1%, taking us back into positive territory, but just barely. There was little momentum heading into the first quarter, and higher gasoline prices, an increase in payroll taxes and likely government spending cuts will provide substantial headwinds to growth going forward. Still, forecasters expect the economy to pick up in 2013 as the Fed maintains its massive asset buying program and keeps the overnight funds rate at record lows for what is still expected to be a very long time.

For the Quarter Ended
February 28, 2013

This report is prepared for the **Carrollton-Farmers Branch ISD** (the "Entity") in accordance with Chapter 2256 of the Texas Public Funds Investment Act ("PFIA"). Section 2256.023(a) of the PFIA states that: "Not less than quarterly, the investment officer shall prepare and submit to the governing body of the entity a written report of the investment transactions for all funds covered by this chapter for the preceding reporting period." This report is signed by the Entity's investment officers and includes the disclosures required in the PFIA. To the extent possible, market prices have been obtained from independent pricing sources.

The investment portfolio complied with the PFIA and the Entity's approved Investment Policy and Strategy throughout the period. All investment transactions made in the portfolio during this period were made on behalf of the Entity and were made in full compliance with the PFIA and the approved Investment Policy.

Officer Names and Titles:

 Name: Tonya Tillman	Title: Chief Financial Officer
 Name: Mark Hyatt	Title: Associate Superintendent
 Name: Steven Franks	Title: Accounting Director
 Name: Scott Roderick	Title: Director of Financial Reporting

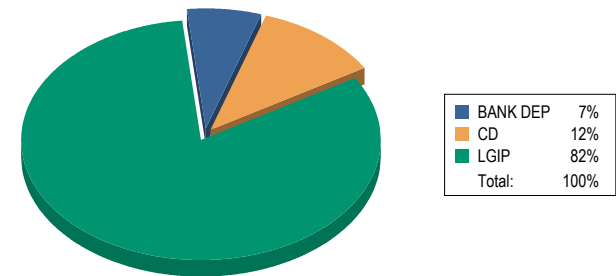
Account Summary

Allocation by Security Type

Beginning Values as of 11/30/12

Ending Values as of 02/28/13

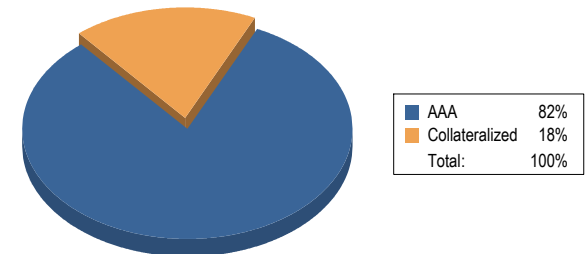
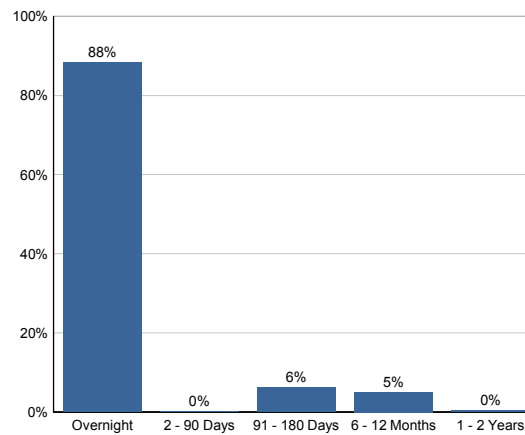
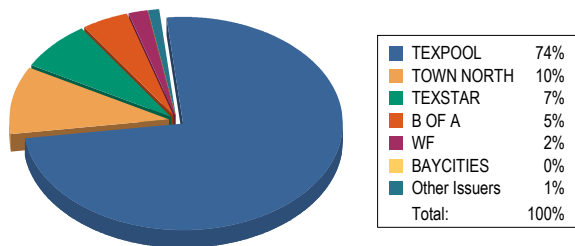
Par Value	175,611,899.36	268,712,527.15
Market Value	175,611,899.36	268,713,729.15
Book Value	175,611,899.36	268,712,527.15
Unrealized Gain / Loss	0.00	1,202.00
Market Value %	100.00%	100.00%
Weighted Avg. YTW	0.211%	0.137%
Weighted Avg. YTM	0.211%	0.137%



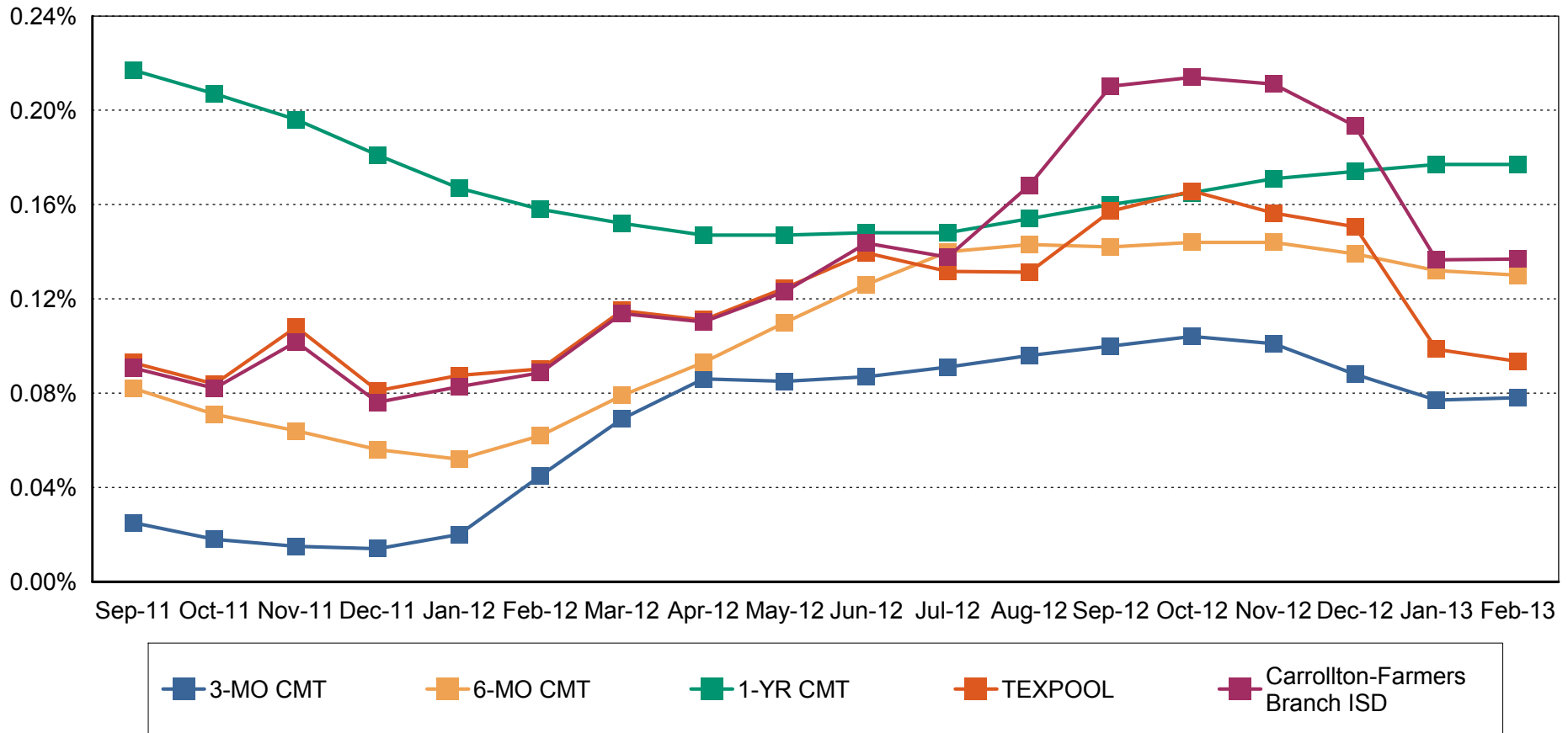
Allocation by Issuer

Maturity Distribution %

Credit Quality



Weighted Average Days to Maturity: 22



Note 1: CMT stands for Constant Maturity Treasury. This data is published in Federal Reserve Statistical Release H.15 and represents an average of all actively traded Treasury securities having that time remaining until maturity. This is a standard industry benchmark for Treasury securities. The CMT benchmarks are moving averages. The 3-month CMT is the daily average for the previous 3 months, the 6-month CMT is the daily average for the previous 6 months, and the 1-year and 2-year CMT's are the daily averages for the previous 12-months.

Note 2: Benchmark data for TexPool is the monthly average yield.



Carrollton-Farmers Branch ISD
Detail of Security Holdings
 As of 02/28/2013

CUSIP	Settle Date	Sec. Type	Sec. Description	CPN	Mty Date	Next Call	Call Type	Par Value	Purch Price	Orig Cost	Book Value	Mkt Price	Market Value	Days to Mty	Days to Call	YTM	YTW
Activity Fund																	
B OF A		BANK DEP	Bank of America					231,359.18	100.000	231,359.18	231,359.18	100.000	231,359.18	1		0.050	0.050
TEXPOOL		LGIP	TexPool					1,870,134.17	100.000	1,870,134.17	1,870,134.17	100.000	1,870,134.17	1		0.093	0.093
Total for Activity Fund								2,101,493.35	100.000	2,101,493.35	2,101,493.35	100.000	2,101,493.35	1		0.089	0.089
Capital Projects 2006																	
B OF A		BANK DEP	Bank of America					1,000.54	100.000	1,000.54	1,000.54	100.000	1,000.54	1		0.050	0.050
TEXPOOL		LGIP	TexPool					290,409.70	100.000	290,409.70	290,409.70	100.000	290,409.70	1		0.093	0.093
Total for Capital Projects 2006								291,410.24	100.000	291,410.24	291,410.24	100.000	291,410.24	1		0.093	0.093
Capital Projects 2007																	
B OF A		BANK DEP	Bank of America					1,000.95	100.000	1,000.95	1,000.95	100.000	1,000.95	1		0.050	0.050
TEXPOOL		LGIP	TexPool					984,929.97	100.000	984,929.97	984,929.97	100.000	984,929.97	1		0.093	0.093
Total for Capital Projects 2007								985,930.92	100.000	985,930.92	985,930.92	100.000	985,930.92	1		0.093	0.093
Capital Projects 2008																	
B OF A		BANK DEP	Bank of America					1,000.54	100.000	1,000.54	1,000.54	100.000	1,000.54	1		0.050	0.050
TEXPOOL		LGIP	TexPool					1,676,411.55	100.000	1,676,411.55	1,676,411.55	100.000	1,676,411.55	1		0.093	0.093
CD-8089-3	08/09/12	CD-IAM	BBVA Compass CD	0.500	08/09/13			93,843.13	100.000	93,843.13	93,843.13	100.000	93,843.13	162		0.500	0.500
Total for Capital Projects 2008								1,771,255.22	100.000	1,771,255.22	1,771,255.22	100.000	1,771,255.22	10		0.115	0.115
Capital Projects 2012																	
B OF A		BANK DEP	Bank of America					1,000.46	100.000	1,000.46	1,000.46	100.000	1,000.46	1		0.050	0.050
TEXPOOL		LGIP	TexPool					11,436,610.97	100.000	11,436,610.97	11,436,610.97	100.000	11,436,610.97	1		0.093	0.093
CDAR-7143	09/13/12	CD-IAM	Town North Bk CDARS	0.450	09/12/13			13,000,000.00	100.000	13,000,000.00	13,000,000.00	100.000	13,000,000.00	196		0.450	0.450
Total for Capital Projects 2012								24,437,611.43	100.000	24,437,611.43	24,437,611.43	100.000	24,437,611.43	105		0.283	0.283



Carrollton-Farmers Branch ISD
 Detail of Security Holdings
 As of 02/28/2013

CUSIP	Settle Date	Sec. Type	Sec. Description	CPN	Mty Date	Next Call	Call Type	Par Value	Purch Price	Orig Cost	Book Value	Mkt Price	Market Value	Days to Mty	Days to Call	YTM	YTW
City of Irving TIF #1																	
TEXPOOL		LGIP	TexPool					11,282,667.73	100.000	11,282,667.73	11,282,667.73	100.000	11,282,667.73	1		0.093	0.093
CDAR-7719	08/23/12	CD-IAM	Town North Bk CDARS	0.450	08/22/13			15,000,000.00	100.000	15,000,000.00	15,000,000.00	100.000	15,000,000.00	175		0.450	0.450
Total for City of Irving TIF #1								26,282,667.73	100.000	26,282,667.73	26,282,667.73	100.000	26,282,667.73	100		0.297	0.297
Clearing																	
B OF A		BANK DEP	Bank of America					1,329,263.25	100.000	1,329,263.25	1,329,263.25	100.000	1,329,263.25	1		0.050	0.050
Total for Clearing								1,329,263.25	100.000	1,329,263.25	1,329,263.25	100.000	1,329,263.25	1		0.050	0.050
Credit Card Clearing Account																	
B OF A		BANK DEP	Bank of America					30,626.07	100.000	30,626.07	30,626.07	100.000	30,626.07	1		0.050	0.050
Total for Credit Card Clearing Account								30,626.07	100.000	30,626.07	30,626.07	100.000	30,626.07	1		0.050	0.050
Debt Service																	
B OF A		BANK DEP	Bank of America					950,826.37	100.000	950,826.37	950,826.37	100.000	950,826.37	1		0.050	0.050
TEXPOOL		LGIP	TexPool					12,069,429.25	100.000	12,069,429.25	12,069,429.25	100.000	12,069,429.25	1		0.093	0.093
Total for Debt Service								13,020,255.62	100.000	13,020,255.62	13,020,255.62	100.000	13,020,255.62	1		0.090	0.090
Escrow																	
B OF A		BANK DEP	Bank of America					10,071.85	100.000	10,071.85	10,071.85	100.000	10,071.85	1		0.050	0.050
Total for Escrow								10,071.85	100.000	10,071.85	10,071.85	100.000	10,071.85	1		0.050	0.050



Carrollton-Farmers Branch ISD
Detail of Security Holdings
 As of 02/28/2013

CUSIP	Settle Date	Sec. Type	Sec. Description	CPN	Mty Date	Next Call	Call Type	Par Value	Purch Price	Orig Cost	Book Value	Mkt Price	Market Value	Days to Mty	Days to Call	YTM	YTW
Farmers Branch TIF #1																	
TEXPOOL		LGIP	TexPool					6,484,517.13	100.000	6,484,517.13	6,484,517.13	100.000	6,484,517.13	1		0.093	0.093
Total for Farmers Branch TIF #1								6,484,517.13	100.000	6,484,517.13	6,484,517.13	100.000	6,484,517.13	1		0.093	0.093
Farmers Branch TIF #2																	
TEXPOOL		LGIP	TexPool					109,649.79	100.000	109,649.79	109,649.79	100.000	109,649.79	1		0.093	0.093
Total for Farmers Branch TIF #2								109,649.79	100.000	109,649.79	109,649.79	100.000	109,649.79	1		0.093	0.093
Federal Funds																	
BA-NOINT		BANK DEP	Bank of America					271,046.28	100.000	271,046.28	271,046.28	100.000	271,046.28	1		0.000	0.000
Total for Federal Funds								271,046.28	100.000	271,046.28	271,046.28	100.000	271,046.28	1		0.000	0.000
Food Service																	
BA-NOINT		BANK DEP	Bank of America					277,155.98	100.000	277,155.98	277,155.98	100.000	277,155.98	1		0.000	0.000
TEXPOOL		LGIP	TexPool					201,645.37	100.000	201,645.37	201,645.37	100.000	201,645.37	1		0.093	0.093
Total for Food Service								478,801.35	100.000	478,801.35	478,801.35	100.000	478,801.35	1		0.039	0.039
General Fund																	
B OF A		BANK DEP	Bank of America					6,787,239.66	100.000	6,787,239.66	6,787,239.66	100.000	6,787,239.66	1		0.050	0.050
TEXPOOL		LGIP	TexPool					146,224,058.61	100.000	146,224,058.61	146,224,058.61	100.000	146,224,058.61	1		0.093	0.093
TEXSTAR		LGIP	TexSTAR					20,080,664.96	100.000	20,080,664.96	20,080,664.96	100.000	20,080,664.96	1		0.100	0.100
WF-CFB		BANK DEP	Wells Fargo					5,006,335.48	100.000	5,006,335.48	5,006,335.48	100.000	5,006,335.48	1		0.270	0.270
Total for General Fund								178,098,298.71	100.000	178,098,298.71	178,098,298.71	100.000	178,098,298.71	1		0.097	0.097



Carrollton-Farmers Branch ISD
Detail of Security Holdings
 As of 02/28/2013

CUSIP	Settle Date	Sec. Type	Sec. Description	CPN	Mty Date	Next Call	Call Type	Par Value	Purch Price	Orig Cost	Book Value	Mkt Price	Market Value	Days to Mty	Days to Call	YTM	YTW
Payroll																	
B OF A		BANK DEP	Bank of America					2,601,856.15	100.000	2,601,856.15	2,601,856.15	100.000	2,601,856.15	1		0.050	0.050
Total for Payroll								2,601,856.15	100.000	2,601,856.15	2,601,856.15	100.000	2,601,856.15	1		0.050	0.050
Section 125 Reimbursement Fund																	
B OF A		BANK DEP	Bank of America					20,602.31	100.000	20,602.31	20,602.31	100.000	20,602.31	1		0.050	0.050
Total for Section 125 Reimbursement Fund								20,602.31	100.000	20,602.31	20,602.31	100.000	20,602.31	1		0.050	0.050
Workers Compensation																	
B OF A		BANK DEP	Bank of America					105,231.82	100.000	105,231.82	105,231.82	100.000	105,231.82	1		0.050	0.050
TEXPOOL		LGIP	TexPool					7,300,937.93	100.000	7,300,937.93	7,300,937.93	100.000	7,300,937.93	1		0.093	0.093
33583CBU2	10/19/12	CD-IAM	First Niagara Bk CD	0.300	04/19/13			249,000.00	100.000	249,000.00	249,000.00	100.000	249,000.00	50		0.300	0.300
254671DC1	06/27/12	CD	Discover Bk CD	0.500	06/27/13			248,000.00	100.000	248,000.00	248,000.00	100.031	248,077.62	119		0.500	0.500
38143AVJ1	06/27/12	CD	Goldman Sachs CD	0.450	06/27/13			248,000.00	100.000	248,000.00	248,000.00	100.016	248,038.69	119		0.449	0.449
05568PX36	06/29/12	CD	BMW Bk CD	0.450	06/28/13			248,000.00	100.000	248,000.00	248,000.00	100.016	248,038.69	120		0.449	0.449
36160NNJ4	06/29/12	CD-IAM	GE Capital Retail Bk CD	0.500	06/28/13			248,000.00	100.000	248,000.00	248,000.00	100.000	248,000.00	120		0.500	0.500
84603M2K1	08/08/12	CD-IAM	Sovereign Bk CD	0.500	08/08/13			248,000.00	100.000	248,000.00	248,000.00	100.000	248,000.00	161		0.500	0.500
87164DBE9	08/22/12	CD-IAM	Synovus Bk CD	0.450	08/22/13			248,000.00	100.000	248,000.00	248,000.00	100.000	248,000.00	175		0.450	0.450
07370TUK7	09/19/12	CD-IAM	Beal Bk CD	0.400	09/18/13			249,000.00	100.000	249,000.00	249,000.00	100.000	249,000.00	202		0.400	0.400
332135EZ1	10/10/12	CD	First Nat'l Bk CD	0.500	01/10/14			249,000.00	100.000	249,000.00	249,000.00	100.000	249,000.00	316		0.500	0.500
20701PAW4	12/17/12	CD	Conestoga Bk CD	0.450	06/17/14			249,000.00	100.000	249,000.00	249,000.00	99.828	248,571.97	474		0.450	0.450
02005QP31	08/01/12	CD	Ally Bk CD	0.950	08/01/14			248,000.00	100.000	248,000.00	248,000.00	100.328	248,813.69	519		0.950	0.950
07203QBR2	12/12/12	CD	Bay Cities Bk CD	0.500	12/12/14			249,000.00	100.000	249,000.00	249,000.00	100.266	249,661.34	652		0.500	0.500
Total for Workers Compensation								10,387,169.75	100.000	10,387,169.75	10,387,169.75	100.012	10,388,371.75	73		0.208	0.208
Total for Carrollton-Farmers Branch ISD								268,712,527.15	100.000	268,712,527.15	268,712,527.15	100.000	268,713,729.15	23		0.137	0.137



Carrollton-Farmers Branch ISD
Change in Value
 From 11/30/2012 to 02/28/2013

CUSIP	Security Type	Security Description	11/30/12 Book Value	Cost of Purchases	Maturities / Calls / Sales	Amortization / Accretion	Realized Gain/(Loss)	02/28/13 Book Value	11/30/12 Market Value	02/28/13 Market Value	Change in Mkt Value
Activity Fund											
B OF A	BANK DEP	Bank of America	313,722.78	21,731.48	(104,095.08)	0.00	0.00	231,359.18	313,722.78	231,359.18	(82,363.60)
TEXPOOL	LGIP	TexPool	1,872,364.80	396.32	(2,626.95)	0.00	0.00	1,870,134.17	1,872,364.80	1,870,134.17	(2,230.63)
Total for Activity Fund			2,186,087.58	22,127.80	(106,722.03)	0.00	0.00	2,101,493.35	2,186,087.58	2,101,493.35	(84,594.23)
Capital Projects 2006											
B OF A	BANK DEP	Bank of America	1,000.22	0.32	0.00	0.00	0.00	1,000.54	1,000.22	1,000.54	0.32
TEXPOOL	LGIP	TexPool	323,123.50	24.53	(32,738.33)	0.00	0.00	290,409.70	323,123.50	290,409.70	(32,713.80)
Total for Capital Projects 2006			324,123.72	24.85	(32,738.33)	0.00	0.00	291,410.24	324,123.72	291,410.24	(32,713.48)
Capital Projects 2007											
B OF A	BANK DEP	Bank of America	1,000.42	0.53	0.00	0.00	0.00	1,000.95	1,000.42	1,000.95	0.53
TEXPOOL	LGIP	TexPool	1,144,650.45	0.00	(159,720.48)	0.00	0.00	984,929.97	1,144,650.45	984,929.97	(159,720.48)
Total for Capital Projects 2007			1,145,650.87	0.53	(159,720.48)	0.00	0.00	985,930.92	1,145,650.87	985,930.92	(159,719.95)
Capital Projects 2008											
B OF A	BANK DEP	Bank of America	1,000.22	0.32	0.00	0.00	0.00	1,000.54	1,000.22	1,000.54	0.32
TEXPOOL	LGIP	TexPool	1,913,845.01	141.67	(237,575.13)	0.00	0.00	1,676,411.55	1,913,845.01	1,676,411.55	(237,433.46)
CD-8089-3	CD-IAM	BBVA Compass CD 0.500 08/09/13	93,843.13	0.00	0.00	0.00	0.00	93,843.13	93,843.13	93,843.13	0.00
Total for Capital Projects 2008			2,008,688.36	141.99	(237,575.13)	0.00	0.00	1,771,255.22	2,008,688.36	1,771,255.22	(237,433.14)
Capital Projects 2012											
B OF A	BANK DEP	Bank of America	1,000.00	0.46	0.00	0.00	0.00	1,000.46	1,000.00	1,000.46	0.46
TEXPOOL	LGIP	TexPool	12,747,211.30	2,904,695.63	(4,215,295.96)	0.00	0.00	11,436,610.97	12,747,211.30	11,436,610.97	(1,310,600.33)
CDAR-7143	CD-IAM	Town North Bk CDARS 0.450 09/12/13	13,000,000.00	0.00	0.00	0.00	0.00	13,000,000.00	13,000,000.00	13,000,000.00	0.00
Total for Capital Projects 2012			25,748,211.30	2,904,696.09	(4,215,295.96)	0.00	0.00	24,437,611.43	25,748,211.30	24,437,611.43	(1,310,599.87)



Carrollton-Farmers Branch ISD
Change in Value
 From 11/30/2012 to 02/28/2013

CUSIP	Security Type	Security Description	11/30/12 Book Value	Cost of Purchases	Maturities / Calls / Sales	Amortization / Accretion	Realized Gain/(Loss)	02/28/13 Book Value	11/30/12 Market Value	02/28/13 Market Value	Change in Mkt Value
City of Irving TIF #1											
TEXPOOL	LGIP	TexPool	11,279,471.27	3,196.46	0.00	0.00	0.00	11,282,667.73	11,279,471.27	11,282,667.73	3,196.46
CDAR-7719	CD-IAM	Town North Bk CDARS 0.450 08/22/13	15,000,000.00	0.00	0.00	0.00	0.00	15,000,000.00	15,000,000.00	15,000,000.00	0.00
Total for City of Irving TIF #1			26,279,471.27	3,196.46	0.00	0.00	0.00	26,282,667.73	26,279,471.27	26,282,667.73	3,196.46
Clearing											
B OF A	BANK DEP	Bank of America	1,060,412.60	1,059,495.65	(790,645.00)	0.00	0.00	1,329,263.25	1,060,412.60	1,329,263.25	268,850.65
Total for Clearing			1,060,412.60	1,059,495.65	(790,645.00)	0.00	0.00	1,329,263.25	1,060,412.60	1,329,263.25	268,850.65
Credit Card Clearing Account											
B OF A	BANK DEP	Bank of America	2,567.52	30,133.87	(2,075.32)	0.00	0.00	30,626.07	2,567.52	30,626.07	28,058.55
Total for Credit Card Clearing Account			2,567.52	30,133.87	(2,075.32)	0.00	0.00	30,626.07	2,567.52	30,626.07	28,058.55
Debt Service											
B OF A	BANK DEP	Bank of America	315,958.26	934,146.89	(299,278.78)	0.00	0.00	950,826.37	315,958.26	950,826.37	634,868.11
TEXPOOL	LGIP	TexPool	8,798,511.09	30,189,766.70	(26,918,848.54)	0.00	0.00	12,069,429.25	8,798,511.09	12,069,429.25	3,270,918.16
Total for Debt Service			9,114,469.35	31,123,913.59	(27,218,127.32)	0.00	0.00	13,020,255.62	9,114,469.35	13,020,255.62	3,905,786.27
Escrow											
B OF A	BANK DEP	Bank of America	10,070.60	1.25	0.00	0.00	0.00	10,071.85	10,070.60	10,071.85	1.25
Total for Escrow			10,070.60	1.25	0.00	0.00	0.00	10,071.85	10,070.60	10,071.85	1.25
Farmers Branch TIF #1											
TEXPOOL	LGIP	TexPool	6,482,680.02	1,837.11	0.00	0.00	0.00	6,484,517.13	6,482,680.02	6,484,517.13	1,837.11
Total for Farmers Branch TIF #1			6,482,680.02	1,837.11	0.00	0.00	0.00	6,484,517.13	6,482,680.02	6,484,517.13	1,837.11



Carrollton-Farmers Branch ISD
Change in Value
 From 11/30/2012 to 02/28/2013

CUSIP	Security Type	Security Description	11/30/12 Book Value	Cost of Purchases	Maturities / Calls / Sales	Amortization / Accretion	Realized Gain/(Loss)	02/28/13 Book Value	11/30/12 Market Value	02/28/13 Market Value	Change in Mkt Value
Farmers Branch TIF #2											
TEXPOOL	LGIP	TexPool	109,618.70	31.09	0.00	0.00	0.00	109,649.79	109,618.70	109,649.79	31.09
Total for Farmers Branch TIF #2			109,618.70	31.09	0.00	0.00	0.00	109,649.79	109,618.70	109,649.79	31.09
Federal Funds											
BA-NOINT	BANK DEP	Bank of America	56,743.77	1,383,185.66	(1,168,883.15)	0.00	0.00	271,046.28	56,743.77	271,046.28	214,302.51
Total for Federal Funds			56,743.77	1,383,185.66	(1,168,883.15)	0.00	0.00	271,046.28	56,743.77	271,046.28	214,302.51
Food Service											
BA-NOINT	BANK DEP	Bank of America	379,655.66	179,693.40	(282,193.08)	0.00	0.00	277,155.98	379,655.66	277,155.98	(102,499.68)
TEXPOOL	LGIP	TexPool	1,623.17	200,022.20	0.00	0.00	0.00	201,645.37	1,623.17	201,645.37	200,022.20
Total for Food Service			381,278.83	379,715.60	(282,193.08)	0.00	0.00	478,801.35	381,278.83	478,801.35	97,522.52
General Fund											
B OF A	BANK DEP	Bank of America	989,157.81	18,762,607.33	(12,964,525.48)	0.00	0.00	6,787,239.66	989,157.81	6,787,239.66	5,798,081.85
TEXPOOL	LGIP	TexPool	62,272,115.81	83,951,942.80	0.00	0.00	0.00	146,224,058.61	62,272,115.81	146,224,058.61	83,951,942.80
TEXSTAR	LGIP	TexSTAR	20,074,443.49	6,221.47	0.00	0.00	0.00	20,080,664.96	20,074,443.49	20,080,664.96	6,221.47
WF-CFB	BANK DEP	Wells Fargo	5,002,833.66	3,501.82	0.00	0.00	0.00	5,006,335.48	5,002,833.66	5,006,335.48	3,501.82
Total for General Fund			88,338,550.77	102,724,273.42	(12,964,525.48)	0.00	0.00	178,098,298.71	88,338,550.77	178,098,298.71	89,759,747.94
Payroll											
B OF A	BANK DEP	Bank of America	1,896,836.46	705,019.69	0.00	0.00	0.00	2,601,856.15	1,896,836.46	2,601,856.15	705,019.69
Total for Payroll			1,896,836.46	705,019.69	0.00	0.00	0.00	2,601,856.15	1,896,836.46	2,601,856.15	705,019.69



Carrollton-Farmers Branch ISD
Change in Value
 From 11/30/2012 to 02/28/2013

CUSIP	Security Type	Security Description	11/30/12 Book Value	Cost of Purchases	Maturities / Calls / Sales	Amortization / Accretion	Realized Gain/(Loss)	02/28/13 Book Value	11/30/12 Market Value	02/28/13 Market Value	Change in Mkt Value
Section 125 Reimbursement Fund											
B OF A	BANK DEP	Bank of America	58,871.23	12,526.92	(50,795.84)	0.00	0.00	20,602.31	58,871.23	20,602.31	(38,268.92)
Total for Section 125 Reimbursement Fund			58,871.23	12,526.92	(50,795.84)	0.00	0.00	20,602.31	58,871.23	20,602.31	(38,268.92)
Workers Compensation											
B OF A	BANK DEP	Bank of America	77,751.57	57,152.84	(29,672.59)	0.00	0.00	105,231.82	77,751.57	105,231.82	27,480.25
TEXPOOL	LGIP	TexPool	7,846,814.84	615.75	(546,492.66)	0.00	0.00	7,300,937.93	7,846,814.84	7,300,937.93	(545,876.91)
USM-CFB	BANK DEP	Insured Cash Shelter Svgs	0.00	0.00	0.00	0.00	0.00	0.00	0.00	0.00	0.00
33583CBU2	CD-IAM	First Niagara Bk CD 0.300 04/19/13	249,000.00	0.00	0.00	0.00	0.00	249,000.00	249,000.00	249,000.00	0.00
254671DC1	CD	Discover Bk CD 0.500 06/27/13	248,000.00	0.00	0.00	0.00	0.00	248,000.00	248,000.00	248,077.62	77.62
38143AVJ1	CD	Goldman Sachs CD 0.450 06/27/13	248,000.00	0.00	0.00	0.00	0.00	248,000.00	248,000.00	248,038.69	38.69
05568PX36	CD	BMW Bk CD 0.450 06/28/13	248,000.00	0.00	0.00	0.00	0.00	248,000.00	248,000.00	248,038.69	38.69
36160NNJ4	CD-IAM	GE Capital Retail Bk CD 0.500 06/28/13	248,000.00	0.00	0.00	0.00	0.00	248,000.00	248,000.00	248,000.00	0.00
84603M2K1	CD-IAM	Sovereign Bk CD 0.500 08/08/13	248,000.00	0.00	0.00	0.00	0.00	248,000.00	248,000.00	248,000.00	0.00
87164DBE9	CD-IAM	Synovus Bk CD 0.450 08/22/13	248,000.00	0.00	0.00	0.00	0.00	248,000.00	248,000.00	248,000.00	0.00
07370TUK7	CD-IAM	Beal Bk CD 0.400 09/18/13	249,000.00	0.00	0.00	0.00	0.00	249,000.00	249,000.00	249,000.00	0.00
332135EZ1	CD	First Nat'l Bk CD 0.500 01/10/14	249,000.00	0.00	0.00	0.00	0.00	249,000.00	249,000.00	249,000.00	0.00
20701PAW4	CD	Conestoga Bk CD 0.450 06/17/14	0.00	249,000.00	0.00	0.00	0.00	249,000.00	0.00	248,571.97	248,571.97
02005QP31	CD	Ally Bk CD 0.950 08/01/14	248,000.00	0.00	0.00	0.00	0.00	248,000.00	248,000.00	248,813.69	813.69
07203QBR2	CD	Bay Cities Bk CD 0.500 12/12/14	0.00	249,000.00	0.00	0.00	0.00	249,000.00	0.00	249,661.34	249,661.34
Total for Workers Compensation			10,407,566.41	555,768.59	(576,165.25)	0.00	0.00	10,387,169.75	10,407,566.41	10,388,371.75	(19,194.66)
Total for Carrollton-Farmers Branch ISD			175,611,899.36	140,906,090.16	(47,805,462.37)	0.00	0.00	268,712,527.15	175,611,899.36	268,713,729.15	93,101,829.79



Carrollton-Farmers Branch ISD

Earned Income

From 11/30/2012 to 02/28/2013

CUSIP	Security Type	Security Description	Beg. Accrued	Interest Earned	Interest Rec'd / Sold / Matured	Interest Purchased	Ending Accrued	Disc Accr / Prem Amort	Net Income
Activity Fund									
B OF A	BANK DEP	Bank of America	0.00	34.97	34.97	0.00	0.00	0.00	34.97
TEXPOOL	LGIP	TexPool	0.00	530.49	530.49	0.00	0.00	0.00	530.49
Total for Activity Fund			0.00	565.46	565.46	0.00	0.00	0.00	565.46
Capital Projects 2006									
B OF A	BANK DEP	Bank of America	0.00	0.32	0.32	0.00	0.00	0.00	0.32
TEXPOOL	LGIP	TexPool	0.00	83.57	83.57	0.00	0.00	0.00	83.57
Total for Capital Projects 2006			0.00	83.89	83.89	0.00	0.00	0.00	83.89
Capital Projects 2007									
B OF A	BANK DEP	Bank of America	0.00	0.53	0.53	0.00	0.00	0.00	0.53
TEXPOOL	LGIP	TexPool	0.00	296.86	296.86	0.00	0.00	0.00	296.86
Total for Capital Projects 2007			0.00	297.39	297.39	0.00	0.00	0.00	297.39
Capital Projects 2008									
B OF A	BANK DEP	Bank of America	0.00	0.32	0.32	0.00	0.00	0.00	0.32
TEXPOOL	LGIP	TexPool	0.00	496.54	496.54	0.00	0.00	0.00	496.54
CD-8089-3	CD-IAM	BBVA Compass CD 0.500 08/09/13	146.55	115.70	0.00	0.00	262.25	0.00	115.70
Total for Capital Projects 2008			146.55	612.56	496.86	0.00	262.25	0.00	612.56
Capital Projects 2012									
B OF A	BANK DEP	Bank of America	0.00	0.46	0.46	0.00	0.00	0.00	0.46
TEXPOOL	LGIP	TexPool	0.00	3,766.71	3,766.71	0.00	0.00	0.00	3,766.71
CDAR-7143	CD-IAM	Town North Bk CDARS 0.450 09/12/13	12,661.64	14,424.66	0.00	0.00	27,086.30	0.00	14,424.66
Total for Capital Projects 2012			12,661.64	18,191.83	3,767.17	0.00	27,086.30	0.00	18,191.83



Carrollton-Farmers Branch ISD

Earned Income

From 11/30/2012 to 02/28/2013

CUSIP	Security Type	Security Description	Beg. Accrued	Interest Earned	Interest Rec'd / Sold / Matured	Interest Purchased	Ending Accrued	Disc Accr / Prem Amort	Net Income
City of Irving TIF #1									
TEXPOOL	LGIP	TexPool	0.00	3,196.46	3,196.46	0.00	0.00	0.00	3,196.46
CDAR-7719	CD-IAM	Town North BK CDARS 0.450 08/22/13	18,442.62	16,628.17	0.00	0.00	35,070.79	0.00	16,628.17
Total for City of Irving TIF #1			18,442.62	19,824.63	3,196.46	0.00	35,070.79	0.00	19,824.63
Clearing									
B OF A	BANK DEP	Bank of America	0.00	120.22	120.22	0.00	0.00	0.00	120.22
Total for Clearing			0.00	120.22	120.22	0.00	0.00	0.00	120.22
Credit Card Clearing Account									
B OF A	BANK DEP	Bank of America	0.00	8.41	8.41	0.00	0.00	0.00	8.41
Total for Credit Card Clearing Account			0.00	8.41	8.41	0.00	0.00	0.00	8.41
Debt Service									
B OF A	BANK DEP	Bank of America	0.00	58.05	58.05	0.00	0.00	0.00	58.05
TEXPOOL	LGIP	TexPool	0.00	5,578.54	5,578.54	0.00	0.00	0.00	5,578.54
Total for Debt Service			0.00	5,636.59	5,636.59	0.00	0.00	0.00	5,636.59
Escrow									
B OF A	BANK DEP	Bank of America	0.00	1.25	1.25	0.00	0.00	0.00	1.25
Total for Escrow			0.00	1.25	1.25	0.00	0.00	0.00	1.25
Farmers Branch TIF #1									
TEXPOOL	LGIP	TexPool	0.00	1,837.11	1,837.11	0.00	0.00	0.00	1,837.11
Total for Farmers Branch TIF #1			0.00	1,837.11	1,837.11	0.00	0.00	0.00	1,837.11



Carrollton-Farmers Branch ISD

Earned Income

From 11/30/2012 to 02/28/2013

CUSIP	Security Type	Security Description	Beg. Accrued	Interest Earned	Interest Rec'd / Sold / Matured	Interest Purchased	Ending Accrued	Disc Accr / Prem Amort	Net Income
Farmers Branch TIF #2									
TEXPOOL	LGIP	TexPool	0.00	31.09	31.09	0.00	0.00	0.00	31.09
Total for Farmers Branch TIF #2			0.00	31.09	31.09	0.00	0.00	0.00	31.09
Federal Funds									
Total for Federal Funds			0.00	0.00	0.00	0.00	0.00	0.00	0.00
Food Service									
TEXPOOL	LGIP	TexPool	0.00	22.20	22.20	0.00	0.00	0.00	22.20
Total for Food Service			0.00	22.20	22.20	0.00	0.00	0.00	22.20
General Fund									
B OF A	BANK DEP	Bank of America	0.00	991.71	991.71	0.00	0.00	0.00	991.71
TEXPOOL	LGIP	TexPool	0.00	26,565.80	26,565.80	0.00	0.00	0.00	26,565.80
TEXSTAR	LGIP	TexSTAR	0.00	6,221.47	6,221.47	0.00	0.00	0.00	6,221.47
WF-CFB	BANK DEP	Wells Fargo	0.00	3,501.82	3,501.82	0.00	0.00	0.00	3,501.82
Total for General Fund			0.00	37,280.80	37,280.80	0.00	0.00	0.00	37,280.80
Payroll									
B OF A	BANK DEP	Bank of America	0.00	102.89	102.89	0.00	0.00	0.00	102.89
Total for Payroll			0.00	102.89	102.89	0.00	0.00	0.00	102.89
Section 125 Reimbursement Fund									
B OF A	BANK DEP	Bank of America	0.00	16.43	16.43	0.00	0.00	0.00	16.43
Total for Section 125 Reimbursement Fund			0.00	16.43	16.43	0.00	0.00	0.00	16.43



Carrollton-Farmers Branch ISD

Earned Income

From 11/30/2012 to 02/28/2013

CUSIP	Security Type	Security Description	Beg. Accrued	Interest Earned	Interest Rec'd / Sold / Matured	Interest Purchased	Ending Accrued	Disc Accr / Prem Amort	Net Income
Workers Compensation									
B OF A	BANK DEP	Bank of America	0.00	8.07	8.07	0.00	0.00	0.00	8.07
TEXPOOL	LGIP	TexPool	0.00	2,123.09	2,123.09	0.00	0.00	0.00	2,123.09
33583CBU2	CD-IAM	First Niagara Bk CD 0.300 04/19/13	88.00	184.19	0.00	0.00	272.19	0.00	184.19
254671DC1	CD	Discover Bk CD 0.500 06/27/13	533.37	305.75	0.00	0.00	839.12	0.00	305.75
38143AVJ1	CD	Goldman Sachs CD 0.450 06/27/13	478.72	274.92	0.00	0.00	753.64	0.00	274.92
05568PX36	CD	BMW Bk CD 0.450 06/28/13	473.92	275.17	0.00	0.00	749.09	0.00	275.17
36160NNJ4	CD-IAM	GE Capital Retail Bk CD 0.500 06/28/13	526.58	305.75	0.00	0.00	832.33	0.00	305.75
84603M2K1	CD-IAM	Sovereign Bk CD 0.500 08/08/13	390.68	305.76	0.00	0.00	696.44	0.00	305.76
87164DBE9	CD-IAM	Synovus Bk CD 0.450 08/22/13	308.81	275.18	0.00	0.00	583.99	0.00	275.18
07370TUK7	CD-IAM	Beal Bk CD 0.400 09/18/13	199.20	245.59	0.00	0.00	444.79	0.00	245.59
332135EZ1	CD	First Nat'l Bk CD 0.500 01/10/14	177.37	306.99	0.00	0.00	484.36	0.00	306.99
20701PAW4	CD	Conestoga Bk CD 0.450 06/17/14	0.00	227.18	190.34	0.00	36.84	0.00	227.18
02005QP31	CD	Ally Bk CD 0.950 08/01/14	787.48	580.93	1,187.68	0.00	180.73	0.00	580.93
07203QBR2	CD	Bay Cities Bk CD 0.500 12/12/14	0.00	269.47	211.48	0.00	57.99	0.00	269.47
Total for Workers Compensation			3,964.13	5,688.04	3,720.66	0.00	5,931.51	0.00	5,688.04
Total for Carrollton-Farmers Branch ISD			35,214.94	90,320.79	57,184.88	0.00	68,350.85	0.00	90,320.79



Carrollton-Farmers Branch ISD
Investment Transactions
 From 12/01/2012 to 02/28/2013

Trade Date	Settle Date	CUSIP	Security Type	Security Description	Coupon	Mty Date	Call Date	Par Value	Price	Principal Amount	Int Purchased / Received	Total Amount	Realized Gain / Loss	YTM	YTW
Workers Compensation															
Purchases															
12/12/12	12/12/12	07203QBR2	CD	Bay Cities Bk CD	0.500	12/12/14		249,000.00	100.000	249,000.00	0.00	249,000.00		0.500	0.500
12/17/12	12/17/12	20701PAW4	CD	Conestoga Bk CD	0.450	06/17/14		249,000.00	100.000	249,000.00	0.00	249,000.00		0.450	0.450
Total for: Purchases								498,000.00		498,000.00	0.00	498,000.00		0.475	0.475
Income Payments															
01/14/13	02/12/13	07203QBR2	CD	Bay Cities Bk CD	0.500	12/12/14				0.00	105.74	105.74			
01/14/13	02/12/13	07203QBR2	CD	Bay Cities Bk CD	0.500	12/12/14				0.00	(105.74)	(105.74)			
01/14/13	01/14/13	07203QBR2	CD	Bay Cities Bk CD	0.500	12/12/14				0.00	105.74	105.74			
01/17/13	02/17/13	20701PAW4	CD	Conestoga Bk CD	0.450	06/17/14				0.00	95.17	95.17			
01/17/13	02/17/13	20701PAW4	CD	Conestoga Bk CD	0.450	06/17/14				0.00	(95.17)	(95.17)			
01/17/13	01/17/13	20701PAW4	CD	Conestoga Bk CD	0.450	06/17/14				0.00	95.17	95.17			
02/01/13	02/01/13	02005QP31	CD	Ally Bk CD	0.950	08/01/14				0.00	1,187.68	1,187.68			
02/12/13	02/12/13	07203QBR2	CD	Bay Cities Bk CD	0.500	12/12/14				0.00	105.74	105.74			
02/19/13	02/17/13	20701PAW4	CD	Conestoga Bk CD	0.450	06/17/14				0.00	95.17	95.17			
Total for: Income Payments										0.00	1,589.50	1,589.50			



Carrollton-Farmers Branch ISD
Investment Transactions
From 12/01/2012 to 02/28/2013

Trade Date	Settle Date	CUSIP	Security Type	Security Description	Coupon	Mty Date	Call Date	Par Value	Price	Principal Amount	Int Purchased / Received	Total Amount	Realized Gain / Loss	YTM	YTW
------------	-------------	-------	---------------	----------------------	--------	----------	-----------	-----------	-------	------------------	--------------------------	--------------	----------------------	-----	-----

Total for All Portfolios

Transaction Type	Quantity	Total Amount	Realized G/L	YTM	YTW
Total Purchases	498,000.00	498,000.00		0.475	0.475
Total Income Payments	0.00	1,589.50			



Carrollton-Farmers Branch ISD
Amortization and Accretion
 From 11/30/2012 to 02/28/2013

CUSIP	Settle Date	Security Type	Security Description	Next Call Date	Purchase Qty	Orig Price	Original Cost	Amrt/Accr for Period	Total Amrt/Accr Since Purch	Remaining Disc / Prem	Book Value
Capital Projects 2008											
CD-8089-3	08/09/12	CD-IAM	BBVA Compass CD 0.500 08/09/13		93,843.13	100.000	93,843.13	0.00	0.00	0.00	93,843.13
Total for Capital Projects 2008					93,843.13		93,843.13	0.00	0.00	0.00	93,843.13
Capital Projects 2012											
CDAR-7143	09/13/12	CD-IAM	Town North Bk CDARS 0.450 09/12/13		13,000,000.00	100.000	13,000,000.00	0.00	0.00	0.00	13,000,000.00
Total for Capital Projects 2012					13,000,000.00		13,000,000.00	0.00	0.00	0.00	13,000,000.00
City of Irving TIF #1											
CDAR-7719	08/23/12	CD-IAM	Town North Bk CDARS 0.450 08/22/13		15,000,000.00	100.000	15,000,000.00	0.00	0.00	0.00	15,000,000.00
Total for City of Irving TIF #1					15,000,000.00		15,000,000.00	0.00	0.00	0.00	15,000,000.00
Workers Compensation											
33583CBU2	10/19/12	CD-IAM	First Niagara Bk CD 0.300 04/19/13		249,000.00	100.000	249,000.00	0.00	0.00	0.00	249,000.00
254671DC1	06/27/12	CD	Discover Bk CD 0.500 06/27/13		248,000.00	100.000	248,000.00	0.00	0.00	0.00	248,000.00
38143AVJ1	06/27/12	CD	Goldman Sachs CD 0.450 06/27/13		248,000.00	100.000	248,000.00	0.00	0.00	0.00	248,000.00
05568PX36	06/29/12	CD	BMW Bk CD 0.450 06/28/13		248,000.00	100.000	248,000.00	0.00	0.00	0.00	248,000.00
36160NNJ4	06/29/12	CD-IAM	GE Capital Retail Bk CD 0.500 06/28/13		248,000.00	100.000	248,000.00	0.00	0.00	0.00	248,000.00
84603M2K1	08/08/12	CD-IAM	Sovereign Bk CD 0.500 08/08/13		248,000.00	100.000	248,000.00	0.00	0.00	0.00	248,000.00
87164DBE9	08/22/12	CD-IAM	Synovus Bk CD 0.450 08/22/13		248,000.00	100.000	248,000.00	0.00	0.00	0.00	248,000.00
07370TUK7	09/19/12	CD-IAM	Beal Bk CD 0.400 09/18/13		249,000.00	100.000	249,000.00	0.00	0.00	0.00	249,000.00
332135EZ1	10/10/12	CD	First Nat'l Bk CD 0.500 01/10/14		249,000.00	100.000	249,000.00	0.00	0.00	0.00	249,000.00
20701PAW4	12/17/12	CD	Conestoga Bk CD 0.450 06/17/14		249,000.00	100.000	249,000.00	0.00	0.00	0.00	249,000.00
02005QP31	08/01/12	CD	Ally Bk CD 0.950 08/01/14		248,000.00	100.000	248,000.00	0.00	0.00	0.00	248,000.00
07203QBR2	12/12/12	CD	Bay Cities Bk CD 0.500 12/12/14		249,000.00	100.000	249,000.00	0.00	0.00	0.00	249,000.00
Total for Workers Compensation					2,981,000.00		2,981,000.00	0.00	0.00	0.00	2,981,000.00



Carrollton-Farmers Branch ISD
Amortization and Accretion
From 11/30/2012 to 02/28/2013

CUSIP	Settle Date	Security Type	Security Description	Next Call Date	Purchase Qty	Orig Price	Original Cost	Amrt/Accr for Period	Total Amrt/Accr Since Purch	Remaining Disc / Prem	Book Value
Total for Carrollton-Farmers Branch ISD					31,074,843.13	31,074,843.13	0.00	0.00	0.00	31,074,843.13	



Carrollton-Farmers Branch ISD
Projected Cash Flows
Cash Flows for next 180 days from 02/28/2013

CUSIP	Security Type	Security Description	Pay Date	Interest	Principal	Total Amount
Capital Projects 2008						
CD-8089-3	CD-IAM	BBVA Compass CD 0.500 08/09/13	08/09/13	469.21	93,843.13	94,312.34
Total for Capital Projects 2008				469.21	93,843.13	94,312.34
City of Irving TIF #1						
CDAR-7719	CD-IAM	Town North Bk CDARS 0.450 08/22/13	08/22/13	67,315.06	15,000,000.00	15,067,315.06
Total for City of Irving TIF #1				67,315.06	15,000,000.00	15,067,315.06
Workers Compensation						
07203QBR2	CD	Bay Cities Bk CD 0.500 12/12/14	03/12/13	95.50	0.00	95.50
20701PAW4	CD	Conestoga Bk CD 0.450 06/17/14	03/17/13	85.95	0.00	85.95
332135EZ1	CD	First Nat'l Bk CD 0.500 01/10/14	04/10/13	622.50	0.00	622.50
07203QBR2	CD	Bay Cities Bk CD 0.500 12/12/14	04/12/13	105.73	0.00	105.73
20701PAW4	CD	Conestoga Bk CD 0.450 06/17/14	04/17/13	95.16	0.00	95.16
33583CBU2	CD-IAM	First Niagara Bk CD 0.300 04/19/13	04/19/13	372.47	249,000.00	249,372.47
07203QBR2	CD	Bay Cities Bk CD 0.500 12/12/14	05/12/13	102.32	0.00	102.32
20701PAW4	CD	Conestoga Bk CD 0.450 06/17/14	05/17/13	92.09	0.00	92.09
07203QBR2	CD	Bay Cities Bk CD 0.500 12/12/14	06/12/13	105.73	0.00	105.73
20701PAW4	CD	Conestoga Bk CD 0.450 06/17/14	06/17/13	95.16	0.00	95.16
254671DC1	CD	Discover Bk CD 0.500 06/27/13	06/27/13	620.00	248,000.00	248,620.00
38143AVJ1	CD	Goldman Sachs CD 0.450 06/27/13	06/27/13	558.00	248,000.00	248,558.00
05568PX36	CD	BMW Bk CD 0.450 06/28/13	06/28/13	558.00	248,000.00	248,558.00
36160NNJ4	CD-IAM	GE Capital Retail Bk CD 0.500 06/28/13	06/28/13	1,236.60	248,000.00	249,236.60
07203QBR2	CD	Bay Cities Bk CD 0.500 12/12/14	07/12/13	102.32	0.00	102.32
20701PAW4	CD	Conestoga Bk CD 0.450 06/17/14	07/17/13	92.09	0.00	92.09
02005QP31	CD	Ally Bk CD 0.950 08/01/14	08/01/13	1,168.31	0.00	1,168.31
84603M2K1	CD-IAM	Sovereign Bk CD 0.500 08/08/13	08/08/13	1,240.00	248,000.00	249,240.00
07203QBR2	CD	Bay Cities Bk CD 0.500 12/12/14	08/12/13	105.73	0.00	105.73
20701PAW4	CD	Conestoga Bk CD 0.450 06/17/14	08/17/13	95.16	0.00	95.16
87164DBE9	CD-IAM	Synovus Bk CD 0.450 08/22/13	08/22/13	1,116.00	248,000.00	249,116.00
Total for Workers Compensation				8,664.82	1,737,000.00	1,745,664.82



Carrollton-Farmers Branch ISD
Projected Cash Flows
Cash Flows for next 180 days from 02/28/2013

CUSIP	Security Type	Security Description	Pay Date	Interest	Principal	Total Amount
-------	---------------	----------------------	----------	----------	-----------	--------------

Total for All Portfolios

March 2013	181.45	0.00	181.45
April 2013	1,195.86	249,000.00	250,195.86
May 2013	194.41	0.00	194.41
June 2013	3,173.49	992,000.00	995,173.49
July 2013	194.41	0.00	194.41
August 2013	71,509.47	15,589,843.13	15,661,352.60

Total Projected Cash Flows for Carrollton-Farmers Branch ISD	76,449.09	16,830,843.13	16,907,292.22
---	------------------	----------------------	----------------------