



## Investment Portfolio Summary

### Carrollton-Farmers Branch ISD



Carrollton · Farmers Branch

Independent School District

••• An Innovative Leader in Learning •••

For the Quarter Ended

August 31, 2014

### Report Name

---

- Certification Page
- Executive Summary
- Benchmark Comparison
- Detail of Security Holdings
- Change in Value
- Earned Income
- Investment Transactions
- Amortization and Accretion
- Projected Fixed Income Cash Flows

#### **MARKET RECAP:**

Anyone looking for a clear indication of the economy's underlying strength in August, instead found nothing but mixed data. Payroll growth, auto sales and manufacturing all made significant gains, which, combined with record stock prices, pushed consumer confidence to new cycle highs. On the other hand, personal income, retail sales and most of the housing data proved to be major disappointments, and provided an effective counter-balance to any enthusiasm the better data may have generated.

Looking at the key releases during the month, non-farm payrolls grew by 209k in July, the sixth straight month above the 200k mark, the longest such streak in 17 years. The unemployment rate ticked up from 6.1% to 6.2%, as 329k Americans re-entered the workforce, exceeding the supply of fresh jobs. The ISM manufacturing index climbed to a three-year high at 57.1, boosted by strength in auto sales, while the ISM *non-manufacturing* index hit a nine-year high at 58.7. Durable goods orders soared +22.6% on surging aircraft orders. On the other hand, durable goods orders ex-transportation slid -0.8% in July, although a large upward revision to June left the absolute levels much better than expected. Rounding out the positive data was another two (2) point gain in consumer confidence to 92.4, the highest level since October 2007. On the disappointing side of the ledger, retail sales were *unchanged* in July, the slowest rate of sales in six months. Home sales generally showed mixed improvement, but remained below the post-recession peak from last summer. Existing home sales increased +2.4% to a 5.15 million unit annual pace in July, although new home sales declined for a second straight month. Inflation indicators were well-contained with the year-over-year CPI running at +2.0%, PPI at +1.7%, and the Fed's preferred personal consumption expenditures (PCE) measure rising at a pedestrian +1.5% pace. Personal income grew a scant +0.2% in July, marking the smallest gain this year, while personal spending actually fell -0.1%.

Aside from the mixed economic data, geopolitical concerns surrounding Israel/Hamas, ISIS/Iraq, and Ukraine/Russia have taken much of the focus away from U.S. data. Adding to that list of worries is further weakening in European economies which has the European Central Bank (ECB) talking about a quantitative easing program of its own. The result is record low bond yields across Europe, highlighted by Germany where the 10-year Bund traded as low as 0.88% while maturities out as far as three years actually trade at negative yields. All of this is putting downward pressure on U.S. bond yields as well, with the two-year Treasury hovering around 0.50% and the 10-year reaching its low point for the year at 2.33% in late-August.

---

**For the Quarter Ended**  
**August 31, 2014**

This report is prepared for the **Carrollton-Farmers Branch ISD** (the "Entity") in accordance with Chapter 2256 of the Texas Public Funds Investment Act ("PFIA"). Section 2256.023(a) of the PFIA states that: "Not less than quarterly, the investment officer shall prepare and submit to the governing body of the entity a written report of the investment transactions for all funds covered by this chapter for the preceding reporting period." This report is signed by the Entity's investment officers and includes the disclosures required in the PFIA. To the extent possible, market prices have been obtained from independent pricing sources.

The investment portfolio complied with the PFIA and the Entity's approved Investment Policy and Strategy throughout the period. All investment transactions made in the portfolio during this period were made on behalf of the Entity and were made in full compliance with the PFIA and the approved Investment Policy.

**Officer Names and Titles:**

---

Name: Tonya Tillman

Title: Chief Financial Officer

---

Name: Mark Hyatt

Title: Associate Superintendent

---

Name: Steven Franks

Title: Accounting Director

---

Name: Scott Roderick

Title: Director of Financial Reporting

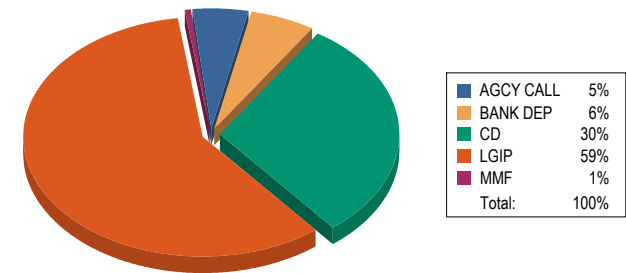
**Account Summary**

**Allocation by Security Type**

Beginning Values as of 08/31/13

Ending Values as of 08/31/14

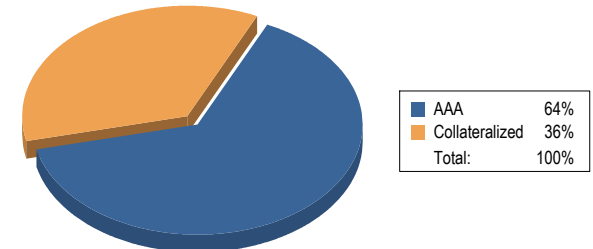
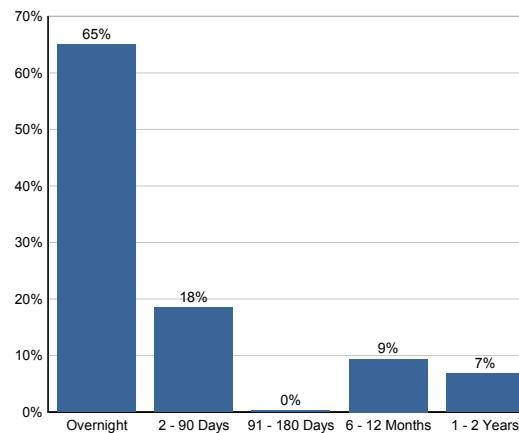
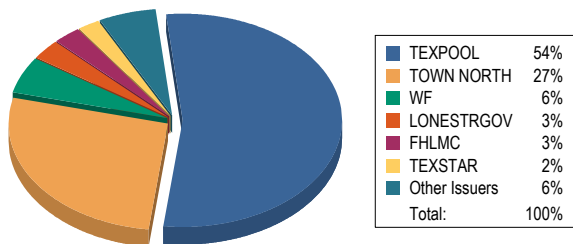
Par Value	232,703,577.65	178,730,506.55
Market Value	232,699,235.46	178,727,427.32
Book Value	232,703,577.65	178,728,553.55
Unrealized Gain / Loss	(4,342.19)	(1,126.23)
<b>Market Value %</b>	<b>100.00%</b>	<b>100.00%</b>
Weighted Avg. YTW	0.105%	0.198%
Weighted Avg. YTM	0.105%	0.198%



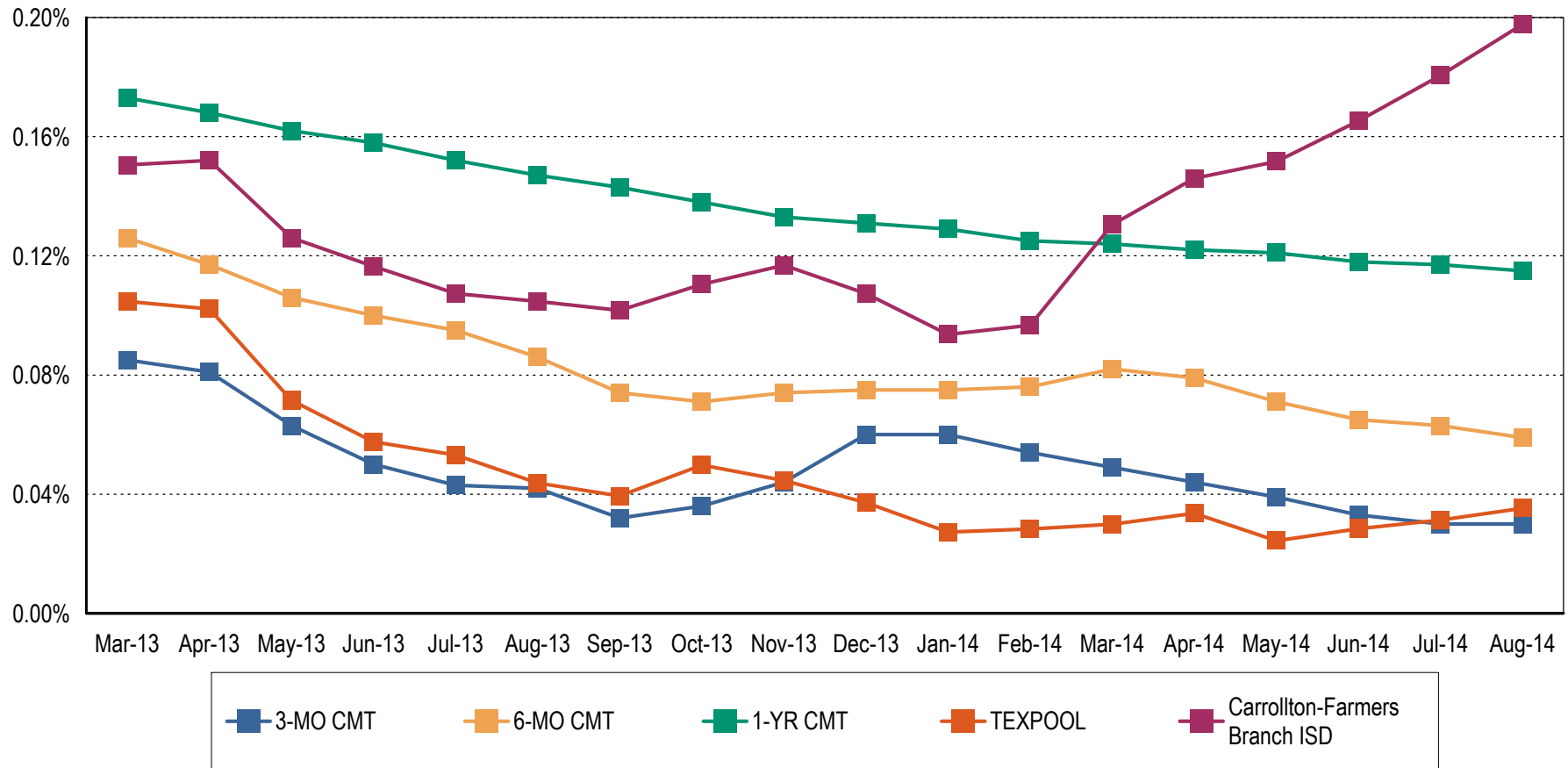
**Allocation by Issuer**

**Maturity Distribution %**

**Credit Quality**



**Weighted Average Days to Maturity: 79**



**Note 1:** CMT stands for Constant Maturity Treasury. This data is published in Federal Reserve Statistical Release H.15 and represents an average of all actively traded Treasury securities having that time remaining until maturity. This is a standard industry benchmark for Treasury securities. The CMT benchmarks are moving averages. The 3-month CMT is the daily average for the previous 3 months, the 6-month CMT is the daily average for the previous 6 months, and the 1-year and 2-year CMT's are the daily averages for the previous 12-months.

**Note 2:** Benchmark data for TexPool is the monthly average yield.



**Carrollton-Farmers Branch ISD**  
**Detail of Security Holdings**  
*As of 08/31/2014*

CUSIP	Settle Date	Sec. Type	Sec. Description	CPN	Mty Date	Next Call	Call Type	Par Value	Purch Price	Orig Cost	Book Value	Mkt Price	Market Value	Days to Mty	Days to Call	YTM	YTW
<b>Activity Fund</b>																	
TEXPOOL		LGIP	TexPool					163.08	100.000	163.08	163.08	100.000	163.08	1		0.035	0.035
<b>Total for Activity Fund</b>								<b>163.08</b>	<b>100.000</b>	<b>163.08</b>	<b>163.08</b>	<b>100.000</b>	<b>163.08</b>	<b>1</b>		<b>0.035</b>	<b>0.035</b>
<b>After The Bell</b>																	
TEXPOOL		LGIP	TexPool					4,101,538.66	100.000	4,101,538.66	4,101,538.66	100.000	4,101,538.66	1		0.035	0.035
<b>Total for After The Bell</b>								<b>4,101,538.66</b>	<b>100.000</b>	<b>4,101,538.66</b>	<b>4,101,538.66</b>	<b>100.000</b>	<b>4,101,538.66</b>	<b>1</b>		<b>0.035</b>	<b>0.035</b>
<b>Capital Projects 2008</b>																	
TEXPOOL		LGIP	TexPool					560,399.51	100.000	560,399.51	560,399.51	100.000	560,399.51	1		0.035	0.035
<b>Total for Capital Projects 2008</b>								<b>560,399.51</b>	<b>100.000</b>	<b>560,399.51</b>	<b>560,399.51</b>	<b>100.000</b>	<b>560,399.51</b>	<b>1</b>		<b>0.035</b>	<b>0.035</b>
<b>Capital Projects 2012</b>																	
TEXPOOL		LGIP	TexPool					5,850,340.55	100.000	5,850,340.55	5,850,340.55	100.000	5,850,340.55	1		0.035	0.035
<b>Total for Capital Projects 2012</b>								<b>5,850,340.55</b>	<b>100.000</b>	<b>5,850,340.55</b>	<b>5,850,340.55</b>	<b>100.000</b>	<b>5,850,340.55</b>	<b>1</b>		<b>0.035</b>	<b>0.035</b>
<b>Capital Projects 2013</b>																	
TEXPOOL		LGIP	TexPool					24,206,427.79	100.000	24,206,427.79	24,206,427.79	100.000	24,206,427.79	1		0.035	0.035
CDAR-3872	11/07/13	CD-IAM	Town North Bk CDARS	0.450	11/06/14			10,000,000.00	100.000	10,000,000.00	10,000,000.00	100.000	10,000,000.00	67		0.450	0.450
CDAR-0703	11/14/13	CD-IAM	Town North Bk CDARS	0.450	11/13/14			10,000,000.00	100.000	10,000,000.00	10,000,000.00	100.000	10,000,000.00	74		0.450	0.450
<b>Total for Capital Projects 2013</b>								<b>44,206,427.79</b>	<b>100.000</b>	<b>44,206,427.79</b>	<b>44,206,427.79</b>	<b>100.000</b>	<b>44,206,427.79</b>	<b>32</b>		<b>0.223</b>	<b>0.223</b>



**Carrollton-Farmers Branch ISD**  
**Detail of Security Holdings**  
 As of 08/31/2014

CUSIP	Settle Date	Sec. Type	Sec. Description	CPN	Mty Date	Next Call	Call Type	Par Value	Purch Price	Orig Cost	Book Value	Mkt Price	Market Value	Days to Mty	Days to Call	YTM	YTW
<b>City of Irving TIF #1</b>																	
TEXPOOL		LGIP	TexPool					20,201,502.05	100.000	20,201,502.05	20,201,502.05	100.000	20,201,502.05	1		0.035	0.035
CDAR-5746	08/21/14	CD-IAM	Town North Bk CDARS	0.500	08/20/15			10,000,000.00	100.000	10,000,000.00	10,000,000.00	100.000	10,000,000.00	354		0.500	0.500
CDAR-9262	08/28/14	CD-IAM	Town North Bk CDARS	0.500	08/27/15			5,000,000.00	100.000	5,000,000.00	5,000,000.00	100.000	5,000,000.00	361		0.500	0.500
<b>Total for City of Irving TIF #1</b>								<b>35,201,502.05</b>	<b>100.000</b>	<b>35,201,502.05</b>	<b>35,201,502.05</b>	<b>100.000</b>	<b>35,201,502.05</b>	<b>152</b>		<b>0.233</b>	<b>0.233</b>
<b>Debt Service</b>																	
TEXPOOL		LGIP	TexPool					201,474.90	100.000	201,474.90	201,474.90	100.000	201,474.90	1		0.035	0.035
<b>Total for Debt Service</b>								<b>201,474.90</b>	<b>100.000</b>	<b>201,474.90</b>	<b>201,474.90</b>	<b>100.000</b>	<b>201,474.90</b>	<b>1</b>		<b>0.035</b>	<b>0.035</b>
<b>Farmers Branch TIF #1</b>																	
TEXPOOL		LGIP	TexPool					7,373,772.28	100.000	7,373,772.28	7,373,772.28	100.000	7,373,772.28	1		0.035	0.035
<b>Total for Farmers Branch TIF #1</b>								<b>7,373,772.28</b>	<b>100.000</b>	<b>7,373,772.28</b>	<b>7,373,772.28</b>	<b>100.000</b>	<b>7,373,772.28</b>	<b>1</b>		<b>0.035</b>	<b>0.035</b>
<b>Farmers Branch TIF #2</b>																	
TEXPOOL		LGIP	TexPool					139,467.77	100.000	139,467.77	139,467.77	100.000	139,467.77	1		0.035	0.035
<b>Total for Farmers Branch TIF #2</b>								<b>139,467.77</b>	<b>100.000</b>	<b>139,467.77</b>	<b>139,467.77</b>	<b>100.000</b>	<b>139,467.77</b>	<b>1</b>		<b>0.035</b>	<b>0.035</b>
<b>Food Service</b>																	
TEXPOOL		LGIP	TexPool					21,440.68	100.000	21,440.68	21,440.68	100.000	21,440.68	1		0.035	0.035
<b>Total for Food Service</b>								<b>21,440.68</b>	<b>100.000</b>	<b>21,440.68</b>	<b>21,440.68</b>	<b>100.000</b>	<b>21,440.68</b>	<b>1</b>		<b>0.035</b>	<b>0.035</b>



**Carrollton-Farmers Branch ISD**  
**Detail of Security Holdings**  
*As of 08/31/2014*

CUSIP	Settle Date	Sec. Type	Sec. Description	CPN	Mty Date	Next Call	Call Type	Par Value	Purch Price	Orig Cost	Book Value	Mkt Price	Market Value	Days to Mty	Days to Call	YTM	YTW
<b>General Fund</b>																	
LNSTGOV		LGIP	LoneStar Govt O/N					5,001,328.87	100.000	5,001,328.87	5,001,328.87	100.000	5,001,328.87	1		0.050	0.050
MS-CFB		BANK DEP	Morgan Stanley Bk					57.54	100.000	57.54	57.54	100.000	57.54	1		0.020	0.020
MSGXX		MMF	Morgan Stanley Govt Port MM					1,015,190.01	100.000	1,015,190.01	1,015,190.01	100.000	1,015,190.01	1		0.040	0.040
TEXPOOL		LGIP	TexPool					30,012,098.36	100.000	30,012,098.36	30,012,098.36	100.000	30,012,098.36	1		0.035	0.035
TEXSTAR		LGIP	TexSTAR					4,094,276.17	100.000	4,094,276.17	4,094,276.17	100.000	4,094,276.17	1		0.035	0.035
WF-CFB		BANK DEP	Wells Fargo					10,030,489.88	100.000	10,030,489.88	10,030,489.88	100.000	10,030,489.88	1		0.220	0.220
CDAR-3731	09/12/13	CD-IAM	Town North Bk CDARS	0.450	09/11/14			13,058,471.59	100.000	13,058,471.59	13,058,471.59	100.000	13,058,471.59	11		0.450	0.450
3134G4QK7	01/08/14	AGCY CALL	FHLMC	0.350	12/31/15	09/30/14	QRTLY	5,000,000.00	99.942	4,997,100.00	4,998,047.00	99.950	4,997,500.00	487	30	0.379	0.379
3133EDE81	01/28/14	AGCY CALL	FFCB	0.420	01/28/16	Anytime	CONT	2,000,000.00	100.000	2,000,000.00	2,000,000.00	99.960	1,999,200.00	515	5	0.420	0.420
3130A1R26	05/13/14	AGCY CALL	FHLB	0.500	05/13/16	09/13/14	MTHLY	2,000,000.00	100.000	2,000,000.00	2,000,000.00	99.970	1,999,400.00	621	13	0.500	0.500
<b>Total for General Fund</b>								<b>72,211,912.42</b>	<b>99.996</b>	<b>72,209,012.42</b>	<b>72,209,959.42</b>	<b>99.995</b>	<b>72,208,012.42</b>	<b>68</b>		<b>0.184</b>	<b>0.184</b>





**Carrollton-Farmers Branch ISD**  
**Detail of Security Holdings**  
 As of 08/31/2014

CUSIP	Settle Date	Sec. Type	Sec. Description	CPN	Mty Date	Next Call	Call Type	Par Value	Purch Price	Orig Cost	Book Value	Mkt Price	Market Value	Days to Mty	Days to Call	YTM	YTW
<b>Workers Compensation</b>																	
GTBXX-CFB		MMF	Dreyfus Treas Prime MMF					232.62	100.000	232.62	232.62	100.000	232.62	1		0.010	0.010
MS-CFB		BANK DEP	Morgan Stanley Bk					990.32	100.000	990.32	990.32	100.000	990.32	1		0.020	0.020
TEXPOOL		LGIP	TexPool					3,193,234.38	100.000	3,193,234.38	3,193,234.38	100.000	3,193,234.38	1		0.035	0.035
TNB-SVGS		BANK DEP	Town North Bk Svgs					200,609.54	100.000	200,609.54	200,609.54	100.000	200,609.54	1		0.450	0.450
07203QBR2	12/12/12	CD	Bay Cities Bk CD	0.500	12/12/14			249,000.00	100.000	249,000.00	249,000.00	100.141	249,350.09	103		0.500	0.500
57116AGN2	07/17/13	CD	Marlin Business Bk CD	0.400	01/20/15			249,000.00	100.000	249,000.00	249,000.00	100.031	249,077.94	142		0.400	0.400
17476NEE4	06/25/14	CD-IAM	Citizens Nat'l Bk CD	0.300	06/25/15			249,000.00	100.000	249,000.00	249,000.00	100.000	249,000.00	298		0.300	0.300
05568P3Q8	06/28/13	CD	BMW Bk CD	0.750	06/29/15			248,000.00	100.000	248,000.00	248,000.00	100.031	248,077.62	302		0.750	0.750
254671RL6	07/03/13	CD	Discover Bk CD	0.700	07/06/15			248,000.00	100.000	248,000.00	248,000.00	100.094	248,232.62	309		0.700	0.700
8595317H2	07/03/13	CD	Sterling Svgs Bk CD	0.650	07/06/15			248,000.00	100.000	248,000.00	248,000.00	100.047	248,116.31	309		0.650	0.650
149159HZ1	07/26/13	CD	Cathay Bk CD	0.550	07/27/15			249,000.00	100.000	249,000.00	249,000.00	100.156	249,389.19	330		0.550	0.550
39120VRD8	08/14/13	CD	Great Southern Bk CD	0.600	08/14/15			248,000.00	100.000	248,000.00	248,000.00	100.078	248,193.69	348		0.600	0.600
411394AM1	08/21/13	CD	Happy State Bk CD	0.500	08/21/15			248,000.00	100.000	248,000.00	248,000.00	100.063	248,155.00	355		0.500	0.500
892094CH4	09/27/13	CD	Town Bk CD	0.650	09/28/15			249,000.00	100.000	249,000.00	249,000.00	100.156	249,389.19	393		0.650	0.650
49306SSS6	10/09/13	CD	Key Bk CD	0.600	10/09/15			249,000.00	100.000	249,000.00	249,000.00	100.141	249,350.09	404		0.600	0.600
38147JH62	06/18/14	CD	Goldman Sachs CD	0.400	12/18/15			248,000.00	100.000	248,000.00	248,000.00	99.813	247,535.00	474		0.400	0.400
872278CB0	12/18/13	CD	TCF Bk CD	0.550	12/18/15			249,000.00	100.000	249,000.00	249,000.00	100.109	249,272.41	474		0.550	0.550
508176CF9	01/29/14	CD	Lake City Bk CD	0.550	01/29/16			249,000.00	100.000	249,000.00	249,000.00	100.031	249,077.94	516		0.550	0.550
87164DEH9	04/03/14	CD	Synovus Bk CD	0.500	04/04/16			248,000.00	100.000	248,000.00	248,000.00	99.859	247,651.31	582		0.500	0.500
06246PAL9	04/09/14	CD	Bk of Grove CD	0.500	04/08/16			249,000.00	100.000	249,000.00	249,000.00	99.844	248,611.06	586		0.500	0.500
06740KGJ0	04/23/14	CD	BARCLAYS Bk CD	0.450	04/25/16			248,000.00	100.000	248,000.00	248,000.00	99.734	247,341.31	603		0.450	0.450
337630AH0	06/06/14	CD	F1RSTRUST BK CD	0.500	06/06/16			249,000.00	100.000	249,000.00	249,000.00	100.000	249,000.00	645		0.500	0.500
509685EW9	06/27/14	CD	Lake Forest Bk & Trust CD	0.500	06/27/16			248,000.00	100.000	248,000.00	248,000.00	100.000	248,000.00	666		0.501	0.501
02006LGB3	08/07/14	CD	Ally Bk CD	0.850	08/08/16			248,000.00	100.000	248,000.00	248,000.00	100.000	248,000.00	708		0.850	0.850
87482VAA3	08/06/14	CD	Talmer Bk & Trust CD	0.700	08/08/16			249,000.00	100.000	249,000.00	249,000.00	100.000	249,000.00	708		0.700	0.700
71270QFL5	08/20/14	CD	People's United Bk CD	0.850	08/22/16			248,000.00	100.000	248,000.00	248,000.00	100.000	248,000.00	722		0.850	0.850
<b>Total for Workers Compensation</b>								<b>8,862,066.86</b>	<b>100.000</b>	<b>8,862,066.86</b>	<b>8,862,066.86</b>	<b>100.009</b>	<b>8,862,887.63</b>	<b>280</b>		<b>0.375</b>	<b>0.375</b>
<b>Total for Carrollton-Farmers Branch ISD</b>								<b>178,730,506.55</b>	<b>99.998</b>	<b>178,727,606.55</b>	<b>178,728,553.55</b>	<b>99.998</b>	<b>178,727,427.32</b>	<b>79</b>		<b>0.198</b>	<b>0.198</b>



**Carrollton-Farmers Branch ISD**  
**Change in Value**  
*From 05/31/2014 to 08/31/2014*

CUSIP	Security Type	Security Description	05/31/14 Book Value	Cost of Purchases	Maturities / Calls / Sales	Amortization / Accretion	Realized Gain/(Loss)	08/31/14 Book Value	05/31/14 Market Value	08/31/14 Market Value	Change in Mkt Value
<b>Activity Fund</b>											
TEXPOOL	LGIP	TexPool	2,121,434.96	56.32	(2,121,328.20)	0.00	0.00	163.08	2,121,434.96	163.08	(2,121,271.88)
<b>Total for Activity Fund</b>			<b>2,121,434.96</b>	<b>56.32</b>	<b>(2,121,328.20)</b>	<b>0.00</b>	<b>0.00</b>	<b>163.08</b>	<b>2,121,434.96</b>	<b>163.08</b>	<b>(2,121,271.88)</b>
<b>After The Bell</b>											
TEXPOOL	LGIP	TexPool	4,101,210.89	327.77	0.00	0.00	0.00	4,101,538.66	4,101,210.89	4,101,538.66	327.77
<b>Total for After The Bell</b>			<b>4,101,210.89</b>	<b>327.77</b>	<b>0.00</b>	<b>0.00</b>	<b>0.00</b>	<b>4,101,538.66</b>	<b>4,101,210.89</b>	<b>4,101,538.66</b>	<b>327.77</b>
<b>Capital Projects 2008</b>											
TEXPOOL	LGIP	TexPool	598,225.54	13.98	(37,840.01)	0.00	0.00	560,399.51	598,225.54	560,399.51	(37,826.03)
<b>Total for Capital Projects 2008</b>			<b>598,225.54</b>	<b>13.98</b>	<b>(37,840.01)</b>	<b>0.00</b>	<b>0.00</b>	<b>560,399.51</b>	<b>598,225.54</b>	<b>560,399.51</b>	<b>(37,826.03)</b>
<b>Capital Projects 2012</b>											
TEXPOOL	LGIP	TexPool	8,500,148.88	0.00	(2,649,808.33)	0.00	0.00	5,850,340.55	8,500,148.88	5,850,340.55	(2,649,808.33)
<b>Total for Capital Projects 2012</b>			<b>8,500,148.88</b>	<b>0.00</b>	<b>(2,649,808.33)</b>	<b>0.00</b>	<b>0.00</b>	<b>5,850,340.55</b>	<b>8,500,148.88</b>	<b>5,850,340.55</b>	<b>(2,649,808.33)</b>
<b>Capital Projects 2013</b>											
TEXPOOL	LGIP	TexPool	25,324,279.13	0.00	(1,117,851.34)	0.00	0.00	24,206,427.79	25,324,279.13	24,206,427.79	(1,117,851.34)
CDAR-3872	CD-IAM	Town North Bk CDARS 0.450 11/06/14	10,000,000.00	0.00	0.00	0.00	0.00	10,000,000.00	10,000,000.00	10,000,000.00	0.00
CDAR-0703	CD-IAM	Town North Bk CDARS 0.450 11/13/14	10,000,000.00	0.00	0.00	0.00	0.00	10,000,000.00	10,000,000.00	10,000,000.00	0.00
<b>Total for Capital Projects 2013</b>			<b>45,324,279.13</b>	<b>0.00</b>	<b>(1,117,851.34)</b>	<b>0.00</b>	<b>0.00</b>	<b>44,206,427.79</b>	<b>45,324,279.13</b>	<b>44,206,427.79</b>	<b>(1,117,851.34)</b>



**Carrollton-Farmers Branch ISD**  
**Change in Value**  
*From 05/31/2014 to 08/31/2014*

CUSIP	Security Type	Security Description	05/31/14 Book Value	Cost of Purchases	Maturities / Calls / Sales	Amortization / Accretion	Realized Gain/(Loss)	08/31/14 Book Value	05/31/14 Market Value	08/31/14 Market Value	Change in Mkt Value
<b>City of Irving TIF #1</b>											
TEXPOOL	LGIP	TexPool	20,132,391.28	69,110.77	0.00	0.00	0.00	20,201,502.05	20,132,391.28	20,201,502.05	69,110.77
CDAR-3894	CD-IAM	Town North Bk CDARS 0.450 08/21/14	15,000,000.00	0.00	(15,000,000.00)	0.00	0.00	0.00	15,000,000.00	0.00	(15,000,000.00)
CDAR-5746	CD-IAM	Town North Bk CDARS 0.500 08/20/15	0.00	10,000,000.00	0.00	0.00	0.00	10,000,000.00	0.00	10,000,000.00	10,000,000.00
CDAR-9262	CD-IAM	Town North Bk CDARS 0.500 08/27/15	0.00	5,000,000.00	0.00	0.00	0.00	5,000,000.00	0.00	5,000,000.00	5,000,000.00
<b>Total for City of Irving TIF #1</b>			<b>35,132,391.28</b>	<b>15,069,110.77</b>	<b>(15,000,000.00)</b>	<b>0.00</b>	<b>0.00</b>	<b>35,201,502.05</b>	<b>35,132,391.28</b>	<b>35,201,502.05</b>	<b>69,110.77</b>
<b>Debt Service</b>											
TEXPOOL	LGIP	TexPool	9,701,050.32	0.00	(9,499,575.42)	0.00	0.00	201,474.90	9,701,050.32	201,474.90	(9,499,575.42)
<b>Total for Debt Service</b>			<b>9,701,050.32</b>	<b>0.00</b>	<b>(9,499,575.42)</b>	<b>0.00</b>	<b>0.00</b>	<b>201,474.90</b>	<b>9,701,050.32</b>	<b>201,474.90</b>	<b>(9,499,575.42)</b>
<b>Farmers Branch TIF #1</b>											
TEXPOOL	LGIP	TexPool	7,373,182.93	589.35	0.00	0.00	0.00	7,373,772.28	7,373,182.93	7,373,772.28	589.35
<b>Total for Farmers Branch TIF #1</b>			<b>7,373,182.93</b>	<b>589.35</b>	<b>0.00</b>	<b>0.00</b>	<b>0.00</b>	<b>7,373,772.28</b>	<b>7,373,182.93</b>	<b>7,373,772.28</b>	<b>589.35</b>
<b>Farmers Branch TIF #2</b>											
TEXPOOL	LGIP	TexPool	139,456.67	11.10	0.00	0.00	0.00	139,467.77	139,456.67	139,467.77	11.10
<b>Total for Farmers Branch TIF #2</b>			<b>139,456.67</b>	<b>11.10</b>	<b>0.00</b>	<b>0.00</b>	<b>0.00</b>	<b>139,467.77</b>	<b>139,456.67</b>	<b>139,467.77</b>	<b>11.10</b>
<b>Food Service</b>											
TEXPOOL	LGIP	TexPool	437.10	21,358.72	(355.14)	0.00	0.00	21,440.68	437.10	21,440.68	21,003.58
<b>Total for Food Service</b>			<b>437.10</b>	<b>21,358.72</b>	<b>(355.14)</b>	<b>0.00</b>	<b>0.00</b>	<b>21,440.68</b>	<b>437.10</b>	<b>21,440.68</b>	<b>21,003.58</b>



**Carrollton-Farmers Branch ISD**  
**Change in Value**  
 From 05/31/2014 to 08/31/2014

CUSIP	Security Type	Security Description	05/31/14 Book Value	Cost of Purchases	Maturities / Calls / Sales	Amortization / Accretion	Realized Gain/(Loss)	08/31/14 Book Value	05/31/14 Market Value	08/31/14 Market Value	Change in Mkt Value
<b>General Fund</b>											
CASH-INT	BANK DEP	Cash	0.00	8,750.00	(8,750.00)	0.00	0.00	0.00	0.00	0.00	0.00
LNSTGOV	LGIP	LoneStar Govt O/N	5,000,697.92	630.95	0.00	0.00	0.00	5,001,328.87	5,000,697.92	5,001,328.87	630.95
MS-CFB	BANK DEP	Morgan Stanley Bk	0.01	57.54	(0.01)	0.00	0.00	57.54	0.01	57.54	57.53
MSGXX	MMF	Morgan Stanley Govt Port MM	15,001,002.84	13,953.20	(13,999,766.03)	0.00	0.00	1,015,190.01	15,001,002.84	1,015,190.01	(13,985,812.83)
TEXPOOL	LGIP	TexPool	33,503,077.95	11,187,647.65	(14,678,627.24)	0.00	0.00	30,012,098.36	33,503,077.95	30,012,098.36	(3,490,979.59)
TEXSTAR	LGIP	TexSTAR	20,093,626.24	233.79	(15,999,583.86)	0.00	0.00	4,094,276.17	20,093,626.24	4,094,276.17	(15,999,350.07)
WF-CFB	BANK DEP	Wells Fargo	10,024,844.20	5,645.68	0.00	0.00	0.00	10,030,489.88	10,024,844.20	10,030,489.88	5,645.68
CDAR-3731	CD-IAM	Town North Bk CDARS 0.450 09/11/14	13,058,471.59	0.00	0.00	0.00	0.00	13,058,471.59	13,058,471.59	13,058,471.59	0.00
3134G4QK7	AGCY CALL	FHLMC 0.350 12/31/15	4,997,681.00	0.00	0.00	366.00	0.00	4,998,047.00	5,001,000.00	4,997,500.00	(3,500.00)
3133EDE81	AGCY CALL	FFCB 0.420 01/28/16	2,000,000.00	0.00	0.00	0.00	0.00	2,000,000.00	2,000,000.00	1,999,200.00	(800.00)
3130A1R26	AGCY CALL	FHLB 0.500 05/13/16	2,000,000.00	0.00	0.00	0.00	0.00	2,000,000.00	1,999,646.00	1,999,400.00	(246.00)
<b>Total for General Fund</b>			<b>105,679,401.75</b>	<b>11,216,918.81</b>	<b>(44,686,727.14)</b>	<b>366.00</b>	<b>0.00</b>	<b>72,209,959.42</b>	<b>105,682,366.75</b>	<b>72,208,012.42</b>	<b>(33,474,354.33)</b>



**Carrollton-Farmers Branch ISD**  
**Change in Value**  
 From 05/31/2014 to 08/31/2014

CUSIP	Security Type	Security Description	05/31/14 Book Value	Cost of Purchases	Maturities / Calls / Sales	Amortization / Accretion	Realized Gain/(Loss)	08/31/14 Book Value	05/31/14 Market Value	08/31/14 Market Value	Change in Mkt Value
<b>Workers Compensation</b>											
CASH-INT	BANK DEP	Cash	0.00	116.31	496,883.69	0.00	0.00	0.00	0.00	0.00	0.00
GTBXX-CFB	MMF	Dreyfus Treas Prime MMF	11,809.52	4,981.50	(16,558.40)	0.00	0.00	232.62	11,809.52	232.62	(11,576.90)
MS-CFB	BANK DEP	Morgan Stanley Bk	0.27	990.05	0.00	0.00	0.00	990.32	0.27	990.32	990.05
TEXPOOL	LGIP	TexPool	4,189,929.89	104.70	(996,800.21)	0.00	0.00	3,193,234.38	4,189,929.89	3,193,234.38	(996,695.51)
TNB-SVGS	BANK DEP	Town North Bk Svgs	200,382.18	227.36	0.00	0.00	0.00	200,609.54	200,382.18	200,609.54	227.36
38143AUL7	CD	Goldman Sachs CD 0.800 06/13/14	248,041.50	0.00	(248,000.00)	(41.50)	0.00	0.00	248,038.69	0.00	(248,038.69)
20701PAW4	CD	Conestoga Bk CD 0.450 06/17/14	249,000.00	0.00	(249,000.00)	0.00	0.00	0.00	249,000.00	0.00	(249,000.00)
32112EDU8	CD	First Nat'l Bk CD 0.250 06/27/14	248,000.00	0.00	(248,000.00)	0.00	0.00	0.00	247,961.31	0.00	(247,961.31)
02005QP31	CD	Ally Bk CD 0.950 08/01/14	248,000.00	0.00	(248,000.00)	0.00	0.00	0.00	248,193.69	0.00	(248,193.69)
07203QBR2	CD	Bay Cities Bk CD 0.500 12/12/14	249,000.00	0.00	0.00	0.00	0.00	249,000.00	249,583.66	249,350.09	(233.57)
57116AGN2	CD	Marlin Business Bk CD 0.400 01/20/15	249,000.00	0.00	0.00	0.00	0.00	249,000.00	249,038.84	249,077.94	39.10
17476NEE4	CD-IAM	Citizens Nat'l Bk CD 0.300 06/25/15	0.00	249,000.00	0.00	0.00	0.00	249,000.00	0.00	249,000.00	249,000.00
05568P3Q8	CD	BMW Bk CD 0.750 06/29/15	248,000.00	0.00	0.00	0.00	0.00	248,000.00	247,845.00	248,077.62	232.62
254671RL6	CD	Discover Bk CD 0.700 07/06/15	248,000.00	0.00	0.00	0.00	0.00	248,000.00	248,077.62	248,232.62	155.00
8595317H2	CD	Sterling Svgs Bk CD 0.650 07/06/15	248,000.00	0.00	0.00	0.00	0.00	248,000.00	247,961.31	248,116.31	155.00
149159HZ1	CD	Cathay Bk CD 0.550 07/27/15	249,000.00	0.00	0.00	0.00	0.00	249,000.00	249,350.09	249,389.19	39.10
39120VRD8	CD	Great Southern Bk CD 0.600 08/14/15	248,000.00	0.00	0.00	0.00	0.00	248,000.00	248,077.62	248,193.69	116.07
411394AM1	CD	Happy State Bk CD 0.500 08/21/15	248,000.00	0.00	0.00	0.00	0.00	248,000.00	248,000.00	248,155.00	155.00
53022QDB8	CD	Liberty Bk CD 0.700 08/24/15	249,000.00	0.00	(249,000.00)	0.00	0.00	0.00	249,000.00	0.00	(249,000.00)
892094CH4	CD	Town Bk CD 0.650 09/28/15	249,000.00	0.00	0.00	0.00	0.00	249,000.00	249,350.09	249,389.19	39.10
49306SSS6	CD	Key Bk CD 0.600 10/09/15	249,000.00	0.00	0.00	0.00	0.00	249,000.00	249,272.41	249,350.09	77.68
38147JH62	CD	Goldman Sachs CD 0.400 12/18/15	0.00	248,000.00	0.00	0.00	0.00	248,000.00	0.00	247,535.00	247,535.00
872278CB0	CD	TCF Bk CD 0.550 12/18/15	249,000.00	0.00	0.00	0.00	0.00	249,000.00	249,116.78	249,272.41	155.63
508176CF9	CD	Lake City Bk CD 0.550 01/29/16	249,000.00	0.00	0.00	0.00	0.00	249,000.00	248,922.31	249,077.94	155.63
87164DEH9	CD	Synovus Bk CD 0.500 04/04/16	248,000.00	0.00	0.00	0.00	0.00	248,000.00	247,380.00	247,651.31	271.31
06246PAL9	CD	Bk of Grove CD 0.500 04/08/16	249,000.00	0.00	0.00	0.00	0.00	249,000.00	249,000.00	248,611.06	(388.94)
06740KGJ0	CD	BARCLAYS Bk CD 0.450 04/25/16	248,000.00	0.00	0.00	0.00	0.00	248,000.00	248,000.00	247,341.31	(658.69)
337630AH0	CD	F1RSTRUST BK CD 0.500 06/06/16	0.00	249,000.00	0.00	0.00	0.00	249,000.00	0.00	249,000.00	249,000.00
509685EW9	CD	Lake Forest Bk & Trust CD 0.500 06/27/16	0.00	248,000.00	0.00	0.00	0.00	248,000.00	0.00	248,000.00	248,000.00
02006LGB3	CD	Ally Bk CD 0.850 08/08/16	0.00	248,000.00	0.00	0.00	0.00	248,000.00	0.00	248,000.00	248,000.00
87482VAA3	CD	Talmer Bk & Trust CD 0.700 08/08/16	0.00	249,000.00	0.00	0.00	0.00	249,000.00	0.00	249,000.00	249,000.00
71270QFL5	CD	People's United Bk CD 0.850 08/22/16	0.00	248,000.00	0.00	0.00	0.00	248,000.00	0.00	248,000.00	248,000.00



**Carrollton-Farmers Branch ISD**  
**Change in Value**  
*From 05/31/2014 to 08/31/2014*

CUSIP	Security Type	Security Description	05/31/14 Book Value	Cost of Purchases	Maturities / Calls / Sales	Amortization / Accretion	Realized Gain/(Loss)	08/31/14 Book Value	05/31/14 Market Value	08/31/14 Market Value	Change in Mkt Value
<hr/>											
<b>Total for Workers Compensation</b>			9,372,163.36	1,745,419.92	(1,758,474.92)	(41.50)	0.00	8,862,066.86	9,373,291.28	8,862,887.63	(510,403.65)
<hr/>											
<b>Total for Carrollton-Farmers Branch ISD</b>			228,043,382.81	28,053,806.74	(76,871,960.50)	324.50	0.00	178,728,553.55	228,047,475.73	178,727,427.32	(49,320,048.41)



Carrollton-Farmers Branch ISD

**Earned Income**

From 05/31/2014 to 08/31/2014

CUSIP	Security Type	Security Description	Beg. Accrued	Interest Earned	Interest Rec'd / Sold / Matured	Interest Purchased	Ending Accrued	Disc Accr / Prem Amort	Net Income
<b>Activity Fund</b>									
TEXPOOL	LGIP	TexPool	0.00	163.08	163.08	0.00	0.00	0.00	163.08
<b>Total for Activity Fund</b>			<b>0.00</b>	<b>163.08</b>	<b>163.08</b>	<b>0.00</b>	<b>0.00</b>	<b>0.00</b>	<b>163.08</b>
<b>After The Bell</b>									
TEXPOOL	LGIP	TexPool	0.00	327.77	327.77	0.00	0.00	0.00	327.77
<b>Total for After The Bell</b>			<b>0.00</b>	<b>327.77</b>	<b>327.77</b>	<b>0.00</b>	<b>0.00</b>	<b>0.00</b>	<b>327.77</b>
<b>Capital Projects 2008</b>									
TEXPOOL	LGIP	TexPool	0.00	46.58	46.58	0.00	0.00	0.00	46.58
<b>Total for Capital Projects 2008</b>			<b>0.00</b>	<b>46.58</b>	<b>46.58</b>	<b>0.00</b>	<b>0.00</b>	<b>0.00</b>	<b>46.58</b>
<b>Capital Projects 2012</b>									
TEXPOOL	LGIP	TexPool	0.00	565.66	565.66	0.00	0.00	0.00	565.66
<b>Total for Capital Projects 2012</b>			<b>0.00</b>	<b>565.66</b>	<b>565.66</b>	<b>0.00</b>	<b>0.00</b>	<b>0.00</b>	<b>565.66</b>
<b>Capital Projects 2013</b>									
TEXPOOL	LGIP	TexPool	0.00	1,986.42	1,986.42	0.00	0.00	0.00	1,986.42
CDAR-3872	CD-IAM	Town North Bk CDARS 0.450 11/06/14	25,397.26	11,342.47	0.00	0.00	36,739.73	0.00	11,342.47
CDAR-0703	CD-IAM	Town North Bk CDARS 0.450 11/13/14	24,534.25	11,342.46	0.00	0.00	35,876.71	0.00	11,342.46
<b>Total for Capital Projects 2013</b>			<b>49,931.51</b>	<b>24,671.35</b>	<b>1,986.42</b>	<b>0.00</b>	<b>72,616.44</b>	<b>0.00</b>	<b>24,671.35</b>



Carrollton-Farmers Branch ISD

**Earned Income**

From 05/31/2014 to 08/31/2014

CUSIP	Security Type	Security Description	Beg. Accrued	Interest Earned	Interest Rec'd / Sold / Matured	Interest Purchased	Ending Accrued	Disc Accr / Prem Amort	Net Income
<b>City of Irving TIF #1</b>									
TEXPOOL	LGIP	TexPool	0.00	1,643.49	1,643.49	0.00	0.00	0.00	1,643.49
CDAR-3894	CD-IAM	Town North Bk CDARS 0.450 08/21/14	52,335.62	15,131.66	67,467.28	0.00	0.00	0.00	15,131.66
CDAR-5746	CD-IAM	Town North Bk CDARS 0.500 08/20/15	0.00	1,506.85	0.00	0.00	1,506.85	0.00	1,506.85
CDAR-9262	CD-IAM	Town North Bk CDARS 0.500 08/27/15	0.00	273.97	0.00	0.00	273.97	0.00	273.97
<b>Total for City of Irving TIF #1</b>			<b>52,335.62</b>	<b>18,555.97</b>	<b>69,110.77</b>	<b>0.00</b>	<b>1,780.82</b>	<b>0.00</b>	<b>18,555.97</b>
<b>Debt Service</b>									
TEXPOOL	LGIP	TexPool	0.00	424.58	424.58	0.00	0.00	0.00	424.58
<b>Total for Debt Service</b>			<b>0.00</b>	<b>424.58</b>	<b>424.58</b>	<b>0.00</b>	<b>0.00</b>	<b>0.00</b>	<b>424.58</b>
<b>Farmers Branch TIF #1</b>									
TEXPOOL	LGIP	TexPool	0.00	589.35	589.35	0.00	0.00	0.00	589.35
<b>Total for Farmers Branch TIF #1</b>			<b>0.00</b>	<b>589.35</b>	<b>589.35</b>	<b>0.00</b>	<b>0.00</b>	<b>0.00</b>	<b>589.35</b>
<b>Farmers Branch TIF #2</b>									
TEXPOOL	LGIP	TexPool	0.00	11.10	11.10	0.00	0.00	0.00	11.10
<b>Total for Farmers Branch TIF #2</b>			<b>0.00</b>	<b>11.10</b>	<b>11.10</b>	<b>0.00</b>	<b>0.00</b>	<b>0.00</b>	<b>11.10</b>
<b>Food Service</b>									
TEXPOOL	LGIP	TexPool	0.00	2.88	2.88	0.00	0.00	0.00	2.88
<b>Total for Food Service</b>			<b>0.00</b>	<b>2.88</b>	<b>2.88</b>	<b>0.00</b>	<b>0.00</b>	<b>0.00</b>	<b>2.88</b>





Carrollton-Farmers Branch ISD

**Earned Income**

From 05/31/2014 to 08/31/2014

CUSIP	Security Type	Security Description	Beg. Accrued	Interest Earned	Interest Rec'd / Sold / Matured	Interest Purchased	Ending Accrued	Disc Accr / Prem Amort	Net Income
<b>General Fund</b>									
LNSTGOV	LGIP	LoneStar Govt O/N	0.00	630.95	630.95	0.00	0.00	0.00	630.95
MS-CFB	BANK DEP	Morgan Stanley Bk	0.00	57.54	57.54	0.00	0.00	0.00	57.54
MSGXX	MMF	Morgan Stanley Govt Port MM	0.00	1,237.16	1,237.16	0.00	0.00	0.00	1,237.16
TEXPOOL	LGIP	TexPool	0.00	2,289.31	2,289.31	0.00	0.00	0.00	2,289.31
TEXSTAR	LGIP	TexSTAR	0.00	649.93	649.93	0.00	0.00	0.00	649.93
WF-CFB	BANK DEP	Wells Fargo	0.00	5,645.68	5,645.68	0.00	0.00	0.00	5,645.68
CDAR-3731	CD-IAM	Town North Bk CDARS 0.450 09/11/14	42,180.65	14,811.53	0.00	0.00	56,992.18	0.00	14,811.53
3134G4QK7	AGCY CALL	FHLMC 0.350 12/31/15	7,340.28	4,375.00	8,750.00	0.00	2,965.28	366.00	4,741.00
3133EDE81	AGCY CALL	FFCB 0.420 01/28/16	2,870.00	2,100.00	4,200.00	0.00	770.00	0.00	2,100.00
3130A1R26	AGCY CALL	FHLB 0.500 05/13/16	500.00	2,500.00	0.00	0.00	3,000.00	0.00	2,500.00
<b>Total for General Fund</b>			<b>52,890.93</b>	<b>34,297.10</b>	<b>23,460.57</b>	<b>0.00</b>	<b>63,727.46</b>	<b>366.00</b>	<b>34,663.10</b>



Carrollton-Farmers Branch ISD

Earned Income

From 05/31/2014 to 08/31/2014

CUSIP	Security Type	Security Description	Beg. Accrued	Interest Earned	Interest Rec'd / Sold / Matured	Interest Purchased	Ending Accrued	Disc Accr / Prem Amort	Net Income
<b>Workers Compensation</b>									
MS-CFB	BANK DEP	Morgan Stanley Bk	0.00	0.77	0.77	0.00	0.00	0.00	0.77
TEXPOOL	LGIP	TexPool	0.00	304.49	304.49	0.00	0.00	0.00	304.49
TNB-SVGS	BANK DEP	Town North Bk Svgs	0.00	227.36	227.36	0.00	0.00	0.00	227.36
38143AUL7	CD	Goldman Sachs CD 0.800 06/13/14	924.05	65.23	989.28	0.00	0.00	(41.50)	23.73
20701PAW4	CD	Conestoga Bk CD 0.450 06/17/14	46.05	49.12	95.17	0.00	0.00	0.00	49.12
32112EDU8	CD	First Nat'l Bk CD 0.250 06/27/14	8.49	42.47	50.96	0.00	0.00	0.00	42.47
02005QP31	CD	Ally Bk CD 0.950 08/01/14	774.58	393.74	1,168.32	0.00	0.00	0.00	393.74
07203QBR2	CD	Bay Cities Bk CD 0.500 12/12/14	68.22	313.81	313.81	0.00	68.22	0.00	313.81
57116AGN2	CD	Marlin Business Bk CD 0.400 01/20/15	368.38	251.05	493.91	0.00	125.52	0.00	251.05
17476NEE4	CD-IAM	Citizens Nat'l Bk CD 0.300 06/25/15	0.00	139.17	0.00	0.00	139.17	0.00	139.17
05568P3Q8	CD	BMW Bk CD 0.750 06/29/15	784.77	468.82	927.45	0.00	326.14	0.00	468.82
254671RL6	CD	Discover Bk CD 0.700 07/06/15	708.67	437.57	860.87	0.00	285.37	0.00	437.57
8595317H2	CD	Sterling Svgs Bk CD 0.650 07/06/15	658.05	406.32	799.38	0.00	264.99	0.00	406.32
149159HZ1	CD	Cathay Bk CD 0.550 07/27/15	22.51	345.18	345.18	0.00	22.51	0.00	345.18
39120VRD8	CD	Great Southern Bk CD 0.600 08/14/15	436.21	375.05	737.88	0.00	73.38	0.00	375.05
411394AM1	CD	Happy State Bk CD 0.500 08/21/15	37.37	312.56	312.56	0.00	37.37	0.00	312.56
53022QDB8	CD	Liberty Bk CD 0.700 08/24/15	463.21	401.13	864.34	0.00	0.00	0.00	401.13
892094CH4	CD	Town Bk CD 0.650 09/28/15	288.23	407.95	0.00	0.00	696.18	0.00	407.95
49306SSS6	CD	Key Bk CD 0.600 10/09/15	216.94	376.57	0.00	0.00	593.51	0.00	376.57
38147JH62	CD	Goldman Sachs CD 0.400 12/18/15	0.00	203.84	0.00	0.00	203.84	0.00	203.84
872278CB0	CD	TCF Bk CD 0.550 12/18/15	619.09	345.18	682.87	0.00	281.40	0.00	345.18
508176CF9	CD	Lake City Bk CD 0.550 01/29/16	11.26	345.18	345.18	0.00	11.26	0.00	345.18
87164DEH9	CD	Synovus Bk CD 0.500 04/04/16	197.04	312.55	0.00	0.00	509.59	0.00	312.55
06246PAL9	CD	Bk of Grove CD 0.500 04/08/16	81.86	313.81	313.81	0.00	81.86	0.00	313.81
06740KGJ0	CD	BARCLAYS Bk CD 0.450 04/25/16	113.13	281.29	0.00	0.00	394.42	0.00	281.29
337630AH0	CD	F1RSTRUST BK CD 0.500 06/06/16	0.00	296.75	208.07	0.00	88.68	0.00	296.75
509685EW9	CD	Lake Forest Bk & Trust CD 0.500 06/27/16	0.00	224.22	0.00	0.00	224.22	0.00	224.22
02006LGB3	CD	Ally Bk CD 0.850 08/08/16	0.00	138.61	0.00	0.00	138.61	0.00	138.61
87482VAA3	CD	Talmer Bk & Trust CD 0.700 08/08/16	0.00	114.61	0.00	0.00	114.61	0.00	114.61
71270QFL5	CD	People's United Bk CD 0.850 08/22/16	0.00	57.75	0.00	0.00	57.75	0.00	57.75
<b>Total for Workers Compensation</b>			<b>6,828.11</b>	<b>7,952.15</b>	<b>10,041.66</b>	<b>0.00</b>	<b>4,738.60</b>	<b>(41.50)</b>	<b>7,910.65</b>



Carrollton-Farmers Branch ISD

**Earned Income**

From 05/31/2014 to 08/31/2014

CUSIP	Security Type	Security Description	Beg. Accrued	Interest Earned	Interest Rec'd / Sold / Matured	Interest Purchased	Ending Accrued	Disc Accr / Prem Amort	Net Income
<b>Total for Carrollton-Farmers Branch ISD</b>			161,986.17	87,607.57	106,730.42	0.00	142,863.32	324.50	87,932.07



**Carrollton-Farmers Branch ISD**  
**Investment Transactions**  
 From 06/01/2014 to 08/31/2014

Trade Date	Settle Date	CUSIP	Security Type	Security Description	Coupon	Mty Date	Call Date	Par Value	Price	Principal Amount	Int Purchased / Received	Total Amount	Realized Gain / Loss	YTM	YTW
<b>City of Irving TIF #1</b>															
<b>Maturities</b>															
08/21/14	08/21/14	CDAR-3894	CD-IAM	Town North Bk CDARS	0.450	08/21/14		15,000,000.00	100.000	15,000,000.00	67,315.07	15,067,315.07		0.450	
<b>Total for: Maturities</b>								<b>15,000,000.00</b>		<b>15,000,000.00</b>	<b>67,315.07</b>	<b>15,067,315.07</b>		<b>0.450</b>	
<b>Purchases</b>															
08/21/14	08/21/14	CDAR-5746	CD-IAM	Town North Bk CDARS	0.500	08/20/15		10,000,000.00	100.000	10,000,000.00	0.00	10,000,000.00		0.500	0.500
08/28/14	08/28/14	CDAR-9262	CD-IAM	Town North Bk CDARS	0.500	08/27/15		5,000,000.00	100.000	5,000,000.00	0.00	5,000,000.00		0.500	0.500
<b>Total for: Purchases</b>								<b>15,000,000.00</b>		<b>15,000,000.00</b>	<b>0.00</b>	<b>15,000,000.00</b>		<b>0.500</b>	<b>0.500</b>
<b>Income Payments</b>															
08/21/14	08/21/14	CDAR-3894	CD-IAM	Town North Bk CDARS	0.450	08/21/14				0.00	152.21	152.21			
<b>Total for: Income Payments</b>										<b>0.00</b>	<b>152.21</b>	<b>152.21</b>			
<b>General Fund</b>															
<b>Income Payments</b>															
06/30/14	06/30/14	3134G4QK7	AGCY CALL	FHLMC	0.350	12/31/15				0.00	8,750.00	8,750.00			
07/28/14	07/28/14	3133EDE81	AGCY CALL	FFCB	0.420	01/28/16				0.00	4,200.00	4,200.00			
<b>Total for: Income Payments</b>										<b>0.00</b>	<b>12,950.00</b>	<b>12,950.00</b>			



**Carrollton-Farmers Branch ISD**  
**Investment Transactions**  
 From 06/01/2014 to 08/31/2014

Trade Date	Settle Date	CUSIP	Security Type	Security Description	Coupon	Mty Date	Call Date	Par Value	Price	Principal Amount	Int Purchased / Received	Total Amount	Realized Gain / Loss	YTM	YTW
<b>Workers Compensation</b>															
<b>Calls</b>															
08/24/14	08/24/14	53022QDB8	CD	Liberty Bk CD	0.700	08/24/15	08/24/14	249,000.00	100.000	249,000.00	0.00	249,000.00		0.700	0.700
<b>Total for: Calls</b>								<b>249,000.00</b>		<b>249,000.00</b>	<b>0.00</b>	<b>249,000.00</b>		<b>0.700</b>	<b>0.700</b>
<b>Maturities</b>															
06/13/14	06/13/14	38143AUL7	CD	Goldman Sachs CD	0.800	06/13/14		248,000.00	100.000	248,000.00	0.00	248,000.00		0.293	
06/17/14	06/17/14	20701PAW4	CD	Conestoga Bk CD	0.450	06/17/14		249,000.00	100.000	249,000.00	0.00	249,000.00		0.450	
06/27/14	06/27/14	32112EDU8	CD	First Nat'l Bk CD	0.250	06/27/14		248,000.00	100.000	248,000.00	0.00	248,000.00		0.250	
08/01/14	08/01/14	02005QP31	CD	Ally Bk CD	0.950	08/01/14		248,000.00	100.000	248,000.00	0.00	248,000.00		0.950	
<b>Total for: Maturities</b>								<b>993,000.00</b>		<b>993,000.00</b>	<b>0.00</b>	<b>993,000.00</b>		<b>0.486</b>	
<b>Purchases</b>															
06/06/14	06/06/14	337630AH0	CD	F1RSTRUST BK CD	0.500	06/06/16		249,000.00	100.000	249,000.00	0.00	249,000.00		0.500	0.500
06/18/14	06/18/14	38147JH62	CD	Goldman Sachs CD	0.400	12/18/15		248,000.00	100.000	248,000.00	0.00	248,000.00		0.400	0.400
06/25/14	06/25/14	17476NEE4	CD-IAM	Citizens Nat'l Bk CD	0.300	06/25/15		249,000.00	100.000	249,000.00	0.00	249,000.00		0.300	0.300
06/27/14	06/27/14	509685EW9	CD	Lake Forest Bk & Trust CD	0.500	06/27/16		248,000.00	100.000	248,000.00	0.00	248,000.00		0.501	0.501
08/06/14	08/06/14	87482VAA3	CD	Talmer Bk & Trust CD	0.700	08/08/16		249,000.00	100.000	249,000.00	0.00	249,000.00		0.700	0.700
08/07/14	08/07/14	02006LGB3	CD	Ally Bk CD	0.850	08/08/16		248,000.00	100.000	248,000.00	0.00	248,000.00		0.850	0.850
08/20/14	08/20/14	71270QFL5	CD	People's United Bk CD	0.850	08/22/16		248,000.00	100.000	248,000.00	0.00	248,000.00		0.850	0.850
<b>Total for: Purchases</b>								<b>1,739,000.00</b>		<b>1,739,000.00</b>	<b>0.00</b>	<b>1,739,000.00</b>		<b>0.586</b>	<b>0.586</b>
<b>Income Payments</b>															
06/09/14	06/08/14	06246PAL9	CD	Bk of Grove CD	0.500	04/08/16				0.00	105.74	105.74			
06/12/14	06/12/14	07203QBR2	CD	Bay Cities Bk CD	0.500	12/12/14				0.00	105.74	105.74			
06/13/14	06/13/14	38143AUL7	CD	Goldman Sachs CD	0.800	06/13/14				0.00	989.28	989.28			
06/17/14	06/17/14	20701PAW4	CD	Conestoga Bk CD	0.450	06/17/14				0.00	95.17	95.17			
06/18/14	06/18/14	872278CB0	CD	TCF Bk CD	0.550	12/18/15				0.00	682.87	682.87			
06/23/14	06/21/14	411394AM1	CD	Happy State Bk CD	0.500	08/21/15				0.00	105.32	105.32			
06/26/14	06/26/14	149159HZ1	CD	Cathay Bk CD	0.550	07/27/15				0.00	116.31	116.31			
06/27/14	06/27/14	32112EDU8	CD	First Nat'l Bk CD	0.250	06/27/14				0.00	50.96	50.96			



**Carrollton-Farmers Branch ISD**  
**Investment Transactions**  
 From 06/01/2014 to 08/31/2014

Trade Date	Settle Date	CUSIP	Security Type	Security Description	Coupon	Mty Date	Call Date	Par Value	Price	Principal Amount	Int Purchased / Received	Total Amount	Realized Gain / Loss	YTM	YTW
<b>Workers Compensation</b>															
<b>Income Payments</b>															
06/30/14	06/29/14	05568P3Q8	CD	BMW Bk CD	0.750	06/29/15				0.00	927.45	927.45			
06/30/14	06/29/14	508176CF9	CD	Lake City Bk CD	0.550	01/29/16				0.00	116.31	116.31			
07/03/14	07/03/14	8595317H2	CD	Sterling Svgs Bk CD	0.650	07/06/15				0.00	799.38	799.38			
07/03/14	07/03/14	254671RL6	CD	Discover Bk CD	0.700	07/06/15				0.00	860.87	860.87			
07/07/14	07/08/14	06246PAL9	CD	Bk of Grove CD	0.500	04/08/16				0.00	102.33	102.33			
07/07/14	07/07/14	337630AH0	CD	F1RSTRUST BK CD	0.500	06/06/16				0.00	102.33	102.33			
07/14/14	07/12/14	07203QBR2	CD	Bay Cities Bk CD	0.500	12/12/14				0.00	102.33	102.33			
07/17/14	07/17/14	57116AGN2	CD	Marlin Business Bk CD	0.400	01/20/15				0.00	493.91	493.91			
07/21/14	07/21/14	411394AM1	CD	Happy State Bk CD	0.500	08/21/15				0.00	101.92	101.92			
07/28/14	07/26/14	149159HZ1	CD	Cathay Bk CD	0.550	07/27/15				0.00	112.56	112.56			
07/29/14	07/29/14	508176CF9	CD	Lake City Bk CD	0.550	01/29/16				0.00	112.56	112.56			
08/01/14	08/01/14	02005QP31	CD	Ally Bk CD	0.950	08/01/14				0.00	1,168.32	1,168.32			
08/06/14	08/06/14	337630AH0	CD	F1RSTRUST BK CD	0.500	06/06/16				0.00	105.74	105.74			
08/11/14	08/08/14	06246PAL9	CD	Bk of Grove CD	0.500	04/08/16				0.00	105.74	105.74			
08/12/14	08/12/14	07203QBR2	CD	Bay Cities Bk CD	0.500	12/12/14				0.00	105.74	105.74			
08/14/14	08/14/14	39120VRD8	CD	Great Southern Bk CD	0.600	08/14/15				0.00	737.88	737.88			
08/21/14	08/21/14	411394AM1	CD	Happy State Bk CD	0.500	08/21/15				0.00	105.32	105.32			
08/25/14	08/24/14	53022QDB8	CD	Liberty Bk CD	0.700	08/24/15				0.00	864.34	864.34			
08/26/14	08/26/14	149159HZ1	CD	Cathay Bk CD	0.550	07/27/15				0.00	114.12	114.12			
08/26/14	08/26/14	149159HZ1	CD	Cathay Bk CD	0.550	07/27/15				0.00	(114.12)	(114.12)			
08/26/14	08/26/14	149159HZ1	CD	Cathay Bk CD	0.550	07/27/15				0.00	116.31	116.31			
08/29/14	08/29/14	508176CF9	CD	Lake City Bk CD	0.550	01/29/16				0.00	116.31	116.31			
<b>Total for: Income Payments</b>										<b>0.00</b>	<b>9,509.04</b>	<b>9,509.04</b>			



Trade Date	Settle Date	CUSIP	Security Type	Security Description	Coupon	Mty Date	Call Date	Par Value	Price	Principal Amount	Int Purchased / Received	Total Amount	Realized Gain / Loss	YTM	YTW
------------	-------------	-------	---------------	----------------------	--------	----------	-----------	-----------	-------	------------------	--------------------------	--------------	----------------------	-----	-----

**Total for All Portfolios**

Transaction Type	Quantity	Total Amount	Realized G/L	YTM	YTW
Total Calls	249,000.00	249,000.00		0.700	0.700
Total Maturities	15,993,000.00	16,060,315.07		0.452	
Total Purchases	16,739,000.00	16,739,000.00		0.509	0.509
Total Income Payments	0.00	22,611.25			



**Carrollton-Farmers Branch ISD**  
**Amortization and Accretion**  
 From 05/31/2014 to 08/31/2014

CUSIP	Settle Date	Security Type	Security Description	Next Call Date	Purchase Qty	Orig Price	Original Cost	Amrt/Accr for Period	Total Amrt/Accr Since Purch	Remaining Disc / Prem	Book Value
<b>Capital Projects 2013</b>											
CDAR-3872	11/07/13	CD-IAM	Town North Bk CDARS 0.450 11/06/14		10,000,000.00	100.000	10,000,000.00	0.00	0.00	0.00	10,000,000.00
CDAR-0703	11/14/13	CD-IAM	Town North Bk CDARS 0.450 11/13/14		10,000,000.00	100.000	10,000,000.00	0.00	0.00	0.00	10,000,000.00
<b>Total for Capital Projects 2013</b>					<b>20,000,000.00</b>		<b>20,000,000.00</b>	<b>0.00</b>	<b>0.00</b>	<b>0.00</b>	<b>20,000,000.00</b>
<b>City of Irving TIF #1</b>											
CDAR-3894	08/22/13	CD-IAM	Town North Bk CDARS 0.450 08/21/14		0.00	100.000	0.00	0.00	0.00	0.00	0.00
CDAR-5746	08/21/14	CD-IAM	Town North Bk CDARS 0.500 08/20/15		10,000,000.00	100.000	10,000,000.00	0.00	0.00	0.00	10,000,000.00
CDAR-9262	08/28/14	CD-IAM	Town North Bk CDARS 0.500 08/27/15		5,000,000.00	100.000	5,000,000.00	0.00	0.00	0.00	5,000,000.00
<b>Total for City of Irving TIF #1</b>					<b>15,000,000.00</b>		<b>15,000,000.00</b>	<b>0.00</b>	<b>0.00</b>	<b>0.00</b>	<b>15,000,000.00</b>
<b>General Fund</b>											
CDAR-3731	09/12/13	CD-IAM	Town North Bk CDARS 0.450 09/11/14		13,058,471.59	100.000	13,058,471.59	0.00	0.00	0.00	13,058,471.59
3134G4QK7	01/08/14	AGCY CALL	FHLMC 0.350 12/31/15	09/30/14	5,000,000.00	99.942	4,997,100.00	366.00	947.00	1,953.00	4,998,047.00
3133EDE81	01/28/14	AGCY CALL	FFCB 0.420 01/28/16		2,000,000.00	100.000	2,000,000.00	0.00	0.00	0.00	2,000,000.00
3130A1R26	05/13/14	AGCY CALL	FHLB 0.500 05/13/16	09/13/14	2,000,000.00	100.000	2,000,000.00	0.00	0.00	0.00	2,000,000.00
<b>Total for General Fund</b>					<b>22,058,471.59</b>		<b>22,055,571.59</b>	<b>366.00</b>	<b>947.00</b>	<b>1,953.00</b>	<b>22,056,518.59</b>





**Carrollton-Farmers Branch ISD**  
**Amortization and Accretion**  
 From 05/31/2014 to 08/31/2014

CUSIP	Settle Date	Security Type	Security Description	Next Call Date	Purchase Qty	Orig Price	Original Cost	Amrt/Accr for Period	Total Amrt/Accr Since Purch	Remaining Disc / Prem	Book Value
<b>Workers Compensation</b>											
38143AUL7	01/17/14	CD	Goldman Sachs CD 0.800 06/13/14		0.00	100.205	0.00	(41.50)	0.00	0.00	0.00
20701PAW4	12/17/12	CD	Conestoga Bk CD 0.450 06/17/14		0.00	100.000	0.00	0.00	0.00	0.00	0.00
32112EDU8	06/28/13	CD	First Nat'l Bk CD 0.250 06/27/14		0.00	100.000	0.00	0.00	0.00	0.00	0.00
02005QP31	08/01/12	CD	Ally Bk CD 0.950 08/01/14		0.00	100.000	0.00	0.00	0.00	0.00	0.00
07203QBR2	12/12/12	CD	Bay Cities Bk CD 0.500 12/12/14		249,000.00	100.000	249,000.00	0.00	0.00	0.00	249,000.00
57116AGN2	07/17/13	CD	Marlin Business Bk CD 0.400 01/20/15		249,000.00	100.000	249,000.00	0.00	0.00	0.00	249,000.00
17476NEE4	06/25/14	CD-IAM	Citizens Nat'l Bk CD 0.300 06/25/15		249,000.00	100.000	249,000.00	0.00	0.00	0.00	249,000.00
05568P3Q8	06/28/13	CD	BMW Bk CD 0.750 06/29/15		248,000.00	100.000	248,000.00	0.00	0.00	0.00	248,000.00
254671RL6	07/03/13	CD	Discover Bk CD 0.700 07/06/15		248,000.00	100.000	248,000.00	0.00	0.00	0.00	248,000.00
8595317H2	07/03/13	CD	Sterling Svgs Bk CD 0.650 07/06/15		248,000.00	100.000	248,000.00	0.00	0.00	0.00	248,000.00
149159HZ1	07/26/13	CD	Cathay Bk CD 0.550 07/27/15		249,000.00	100.000	249,000.00	0.00	0.00	0.00	249,000.00
39120VRD8	08/14/13	CD	Great Southern Bk CD 0.600 08/14/15		248,000.00	100.000	248,000.00	0.00	0.00	0.00	248,000.00
411394AM1	08/21/13	CD	Happy State Bk CD 0.500 08/21/15		248,000.00	100.000	248,000.00	0.00	0.00	0.00	248,000.00
53022QDB8	08/23/13	CD	Liberty Bk CD 0.700 08/24/15		0.00	100.000	0.00	0.00	0.00	0.00	0.00
892094CH4	09/27/13	CD	Town Bk CD 0.650 09/28/15		249,000.00	100.000	249,000.00	0.00	0.00	0.00	249,000.00
49306SSS6	10/09/13	CD	Key Bk CD 0.600 10/09/15		249,000.00	100.000	249,000.00	0.00	0.00	0.00	249,000.00
38147JH62	06/18/14	CD	Goldman Sachs CD 0.400 12/18/15		248,000.00	100.000	248,000.00	0.00	0.00	0.00	248,000.00
872278CB0	12/18/13	CD	TCF Bk CD 0.550 12/18/15		249,000.00	100.000	249,000.00	0.00	0.00	0.00	249,000.00
508176CF9	01/29/14	CD	Lake City Bk CD 0.550 01/29/16		249,000.00	100.000	249,000.00	0.00	0.00	0.00	249,000.00
87164DEH9	04/03/14	CD	Synovus Bk CD 0.500 04/04/16		248,000.00	100.000	248,000.00	0.00	0.00	0.00	248,000.00
06246PAL9	04/09/14	CD	Bk of Grove CD 0.500 04/08/16		249,000.00	100.000	249,000.00	0.00	0.00	0.00	249,000.00
06740KGJ0	04/23/14	CD	BARCLAYS Bk CD 0.450 04/25/16		248,000.00	100.000	248,000.00	0.00	0.00	0.00	248,000.00
337630AH0	06/06/14	CD	F1RSTRUST BK CD 0.500 06/06/16		249,000.00	100.000	249,000.00	0.00	0.00	0.00	249,000.00
509685EW9	06/27/14	CD	Lake Forest Bk & Trust CD 0.500 06/27/16		248,000.00	100.000	248,000.00	0.00	0.00	0.00	248,000.00
02006LGB3	08/07/14	CD	Ally Bk CD 0.850 08/08/16		248,000.00	100.000	248,000.00	0.00	0.00	0.00	248,000.00
87482VAA3	08/06/14	CD	Talmer Bk & Trust CD 0.700 08/08/16		249,000.00	100.000	249,000.00	0.00	0.00	0.00	249,000.00
71270QFL5	08/20/14	CD	People's United Bk CD 0.850 08/22/16		248,000.00	100.000	248,000.00	0.00	0.00	0.00	248,000.00
<b>Total for Workers Compensation</b>					<b>5,467,000.00</b>		<b>5,467,000.00</b>	<b>(41.50)</b>	<b>0.00</b>	<b>0.00</b>	<b>5,467,000.00</b>



**Carrollton-Farmers Branch ISD**  
**Amortization and Accretion**  
*From 05/31/2014 to 08/31/2014*

CUSIP	Settle Date	Security Type	Security Description	Next Call Date	Purchase Qty	Orig Price	Original Cost	Amrt/Accr for Period	Total Amrt/Accr Since Purch	Remaining Disc / Prem	Book Value
<b>Total for Carrollton-Farmers Branch ISD</b>					<b>62,525,471.59</b>	<b>62,522,571.59</b>	<b>324.50</b>	<b>947.00</b>	<b>1,953.00</b>	<b>62,523,518.59</b>	



**Carrollton-Farmers Branch ISD**  
**Projected Cash Flows**  
*Cash Flows for next 180 days from 08/31/2014*

CUSIP	Security Type	Security Description	Pay Date	Interest	Principal	Total Amount
<b>Capital Projects 2013</b>						
CDAR-3872	CD-IAM	Town North Bk CDARS 0.450 11/06/14	11/06/14	44,876.71	10,000,000.00	10,044,876.71
CDAR-0703	CD-IAM	Town North Bk CDARS 0.450 11/13/14	11/13/14	44,876.71	10,000,000.00	10,044,876.71
<b>Total for Capital Projects 2013</b>				<b>89,753.42</b>	<b>20,000,000.00</b>	<b>20,089,753.42</b>
<b>General Fund</b>						
CDAR-3731	CD-IAM	Town North Bk CDARS 0.450 09/11/14	09/11/14	58,602.12	13,058,471.59	13,117,073.71
3130A1R26	AGCY CALL	FHLB 0.500 05/13/16	11/13/14	5,000.00	0.00	5,000.00
3134G4QK7	AGCY CALL	FHLMC 0.350 12/31/15	12/31/14	8,750.00	0.00	8,750.00
3133EDE81	AGCY CALL	FFCB 0.420 01/28/16	01/28/15	4,200.00	0.00	4,200.00
<b>Total for General Fund</b>				<b>76,552.12</b>	<b>13,058,471.59</b>	<b>13,135,023.71</b>



**Carrollton-Farmers Branch ISD**  
**Projected Cash Flows**  
*Cash Flows for next 180 days from 08/31/2014*

CUSIP	Security Type	Security Description	Pay Date	Interest	Principal	Total Amount
<b>Workers Compensation</b>						
337630AH0	CD	F1RSTRUST BK CD 0.500 06/06/16	09/06/14	103.75	0.00	103.75
06246PAL9	CD	Bk of Grove CD 0.500 04/08/16	09/08/14	103.75	0.00	103.75
07203QBR2	CD	Bay Cities Bk CD 0.500 12/12/14	09/12/14	105.73	0.00	105.73
411394AM1	CD	Happy State Bk CD 0.500 08/21/15	09/21/14	105.31	0.00	105.31
149159HZ1	CD	Cathay Bk CD 0.550 07/27/15	09/26/14	114.12	0.00	114.12
892094CH4	CD	Town Bk CD 0.650 09/28/15	09/28/14	815.90	0.00	815.90
508176CF9	CD	Lake City Bk CD 0.550 01/29/16	09/29/14	116.31	0.00	116.31
87164DEH9	CD	Synovus Bk CD 0.500 04/04/16	10/04/14	620.00	0.00	620.00
337630AH0	CD	F1RSTRUST BK CD 0.500 06/06/16	10/06/14	103.75	0.00	103.75
06246PAL9	CD	Bk of Grove CD 0.500 04/08/16	10/08/14	103.75	0.00	103.75
49306SSS6	CD	Key Bk CD 0.600 10/09/15	10/09/14	749.04	0.00	749.04
07203QBR2	CD	Bay Cities Bk CD 0.500 12/12/14	10/12/14	102.32	0.00	102.32
411394AM1	CD	Happy State Bk CD 0.500 08/21/15	10/21/14	101.91	0.00	101.91
06740KGJ0	CD	BARCLAYS Bk CD 0.450 04/25/16	10/25/14	558.00	0.00	558.00
149159HZ1	CD	Cathay Bk CD 0.550 07/27/15	10/26/14	114.12	0.00	114.12
508176CF9	CD	Lake City Bk CD 0.550 01/29/16	10/29/14	112.56	0.00	112.56
337630AH0	CD	F1RSTRUST BK CD 0.500 06/06/16	11/06/14	103.75	0.00	103.75
06246PAL9	CD	Bk of Grove CD 0.500 04/08/16	11/08/14	103.75	0.00	103.75
07203QBR2	CD	Bay Cities Bk CD 0.500 12/12/14	11/12/14	105.73	0.00	105.73
411394AM1	CD	Happy State Bk CD 0.500 08/21/15	11/21/14	105.31	0.00	105.31
149159HZ1	CD	Cathay Bk CD 0.550 07/27/15	11/26/14	114.12	0.00	114.12
508176CF9	CD	Lake City Bk CD 0.550 01/29/16	11/29/14	116.31	0.00	116.31
337630AH0	CD	F1RSTRUST BK CD 0.500 06/06/16	12/06/14	103.75	0.00	103.75
06246PAL9	CD	Bk of Grove CD 0.500 04/08/16	12/08/14	103.75	0.00	103.75
07203QBR2	CD	Bay Cities Bk CD 0.500 12/12/14	12/12/14	102.32	249,000.00	249,102.32
38147JH62	CD	Goldman Sachs CD 0.400 12/18/15	12/18/14	497.35	0.00	497.35
872278CB0	CD	TCF Bk CD 0.550 12/18/15	12/18/14	686.62	0.00	686.62
411394AM1	CD	Happy State Bk CD 0.500 08/21/15	12/21/14	101.91	0.00	101.91
149159HZ1	CD	Cathay Bk CD 0.550 07/27/15	12/26/14	114.12	0.00	114.12
509685EW9	CD	Lake Forest Bk & Trust CD 0.500 06/27/16	12/27/14	621.69	0.00	621.69
05568P3Q8	CD	BMW Bk CD 0.750 06/29/15	12/29/14	932.54	0.00	932.54
508176CF9	CD	Lake City Bk CD 0.550 01/29/16	12/29/14	112.56	0.00	112.56



**Carrollton-Farmers Branch ISD**  
**Projected Cash Flows**  
*Cash Flows for next 180 days from 08/31/2014*

CUSIP	Security Type	Security Description	Pay Date	Interest	Principal	Total Amount
<b>Workers Compensation</b>						
254671RL6	CD	Discover Bk CD 0.700 07/06/15	01/03/15	868.00	0.00	868.00
8595317H2	CD	Sterling Svgs Bk CD 0.650 07/06/15	01/03/15	806.00	0.00	806.00
337630AH0	CD	F1RSTRUST BK CD 0.500 06/06/16	01/06/15	103.75	0.00	103.75
06246PAL9	CD	Bk of Grove CD 0.500 04/08/16	01/08/15	103.75	0.00	103.75
57116AGN2	CD	Marlin Business Bk CD 0.400 01/20/15	01/20/15	498.00	249,000.00	249,498.00
411394AM1	CD	Happy State Bk CD 0.500 08/21/15	01/21/15	105.31	0.00	105.31
149159HZ1	CD	Cathay Bk CD 0.550 07/27/15	01/26/15	114.12	0.00	114.12
508176CF9	CD	Lake City Bk CD 0.550 01/29/16	01/29/15	116.31	0.00	116.31
337630AH0	CD	F1RSTRUST BK CD 0.500 06/06/16	02/06/15	103.75	0.00	103.75
02006LGB3	CD	Ally Bk CD 0.850 08/08/16	02/08/15	1,054.00	0.00	1,054.00
06246PAL9	CD	Bk of Grove CD 0.500 04/08/16	02/08/15	103.75	0.00	103.75
87482VAA3	CD	Talmer Bk & Trust CD 0.700 08/08/16	02/08/15	871.50	0.00	871.50
39120VRD8	CD	Great Southern Bk CD 0.600 08/14/15	02/14/15	750.11	0.00	750.11
411394AM1	CD	Happy State Bk CD 0.500 08/21/15	02/21/15	105.31	0.00	105.31
71270QFL5	CD	People's United Bk CD 0.850 08/22/16	02/22/15	1,054.00	0.00	1,054.00
149159HZ1	CD	Cathay Bk CD 0.550 07/27/15	02/26/15	114.12	0.00	114.12
<b>Total for Workers Compensation</b>				<b>14,927.68</b>	<b>498,000.00</b>	<b>512,927.68</b>



**Carrollton-Farmers Branch ISD**  
**Projected Cash Flows**  
*Cash Flows for next 180 days from 08/31/2014*

CUSIP	Security Type	Security Description	Pay Date	Interest	Principal	Total Amount
-------	---------------	----------------------	----------	----------	-----------	--------------

**Total for All Portfolios**

	September 2014	60,066.99	13,058,471.59	13,118,538.58		
	October 2014	2,565.45	0.00	2,565.45		
	November 2014	95,402.39	20,000,000.00	20,095,402.39		
	December 2014	12,126.61	249,000.00	261,126.61		
	January 2015	6,915.24	249,000.00	255,915.24		
	February 2015	4,156.54	0.00	4,156.54		
<b>Total Projected Cash Flows for Carrollton-Farmers Branch ISD</b>				<b>181,233.22</b>	<b>33,556,471.59</b>	<b>33,737,704.81</b>