



Investment Portfolio Summary

Carrollton-Farmers Branch ISD



Carrollton · Farmers Branch

Independent School District

••• An Innovative Leader in Learning •••

For the Quarter Ended

May 31, 2014

Report Name

Certification Page
 Executive Summary
 Benchmark Comparison
 Detail of Security Holdings
 Change in Value
 Earned Income
 Investment Transactions
 Amortization and Accretion
 Projected Fixed Income Cash Flows

MARKET RECAP:

Economic data released during the month of May was generally good, but with just enough weakness mixed in to keep things in check. The ISM manufacturing index climbed from March's 53.7 to 54.9 in April, while the non-manufacturing index rose from 53.1 to 55.2. The employment report showed a gain of 288k jobs during April, the biggest monthly gain in two years. The unemployment rate declined to 6.3%, although much of the improvement was once again the result of a shrinking participation rate, which fell back to 62.8%, equaling the lowest since 1978. April retail sales rose by just 0.1%, a huge drop from the revised +1.5% March gain and suggesting that the snapback from poor sales during the cold winter may be very short-lived. Inflation indicators heated up as a third straight month of 0.4% increases in food costs drove headline CPI to a 0.3% gain in April. CPI is now advancing at a 2.0% year-over-year pace. Unfortunately for consumers, wages are failing to keep up as real hourly earnings fell 0.3% in April and are down 0.1% over the past 12 months. With wages flat-to-falling and costs for housing, food, and gasoline all rising, consumers are feeling pinched. This may be one explanation for some of the softer data. Housing reports were mixed in April with strength concentrated in multi-family units. Bank of America reported that since 2007, the number of renters in the U.S. has grown by 5.5 million, while the number of homeowners has declined by 1.5 million. Finally, first quarter GDP was revised sharply lower, from an initially reported +0.1% to -1.0%. As we have noted before, the poor economic performance in Q1 is largely being blamed on extremely cold weather. However, the severity of the decline suggests other factors are playing a role.

The surprising bond market rally continued in May as doubts about the vibrancy of the domestic economy and speculation of additional easing moves from the European Central Bank supported higher prices and lower bond yields. The 10-year T-note reached a 10-month low at 2.44% in May while the two-year closed as low as 0.34%. Stock markets extended their winning streak with both the Dow Jones Industrial Average and the S&P 500 closing the month at record highs. There was no FOMC meeting during May and there was nothing particularly newsworthy out of the Fed. Markets continue to expect a gradual reduction in the amount of quantitative easing, which will wind the program down before year end. Increases in benchmark overnight borrowing rates are still not expected until the second half of 2015, and have recently been pushed out towards the end of 2015.

For the Quarter Ended
May 31, 2014

This report is prepared for the **Carrollton-Farmers Branch ISD** (the "Entity") in accordance with Chapter 2256 of the Texas Public Funds Investment Act ("PFIA"). Section 2256.023(a) of the PFIA states that: "Not less than quarterly, the investment officer shall prepare and submit to the governing body of the entity a written report of the investment transactions for all funds covered by this chapter for the preceding reporting period." This report is signed by the Entity's investment officers and includes the disclosures required in the PFIA. To the extent possible, market prices have been obtained from independent pricing sources.

The investment portfolio complied with the PFIA and the Entity's approved Investment Policy and Strategy throughout the period. All investment transactions made in the portfolio during this period were made on behalf of the Entity and were made in full compliance with the PFIA and the approved Investment Policy.

Officer Names and Titles:

Name: Tonya Tillman

Title: Chief Financial Officer

Name: Mark Hyatt

Title: Associate Superintendent

Name: Steven Franks

Title: Accounting Director

Name: Scott Roderick

Title: Director of Financial Reporting

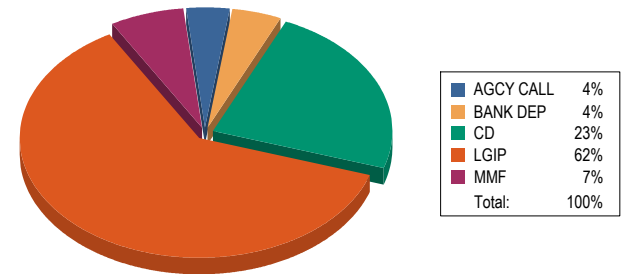
Account Summary

Allocation by Security Type

Beginning Values as of 02/28/14

Ending Values as of 05/31/14

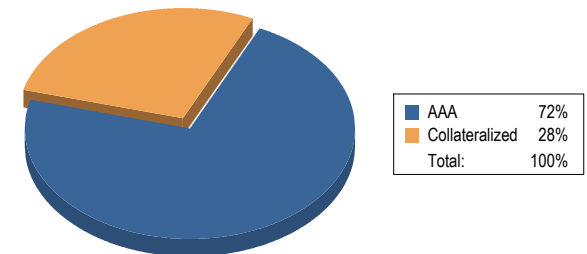
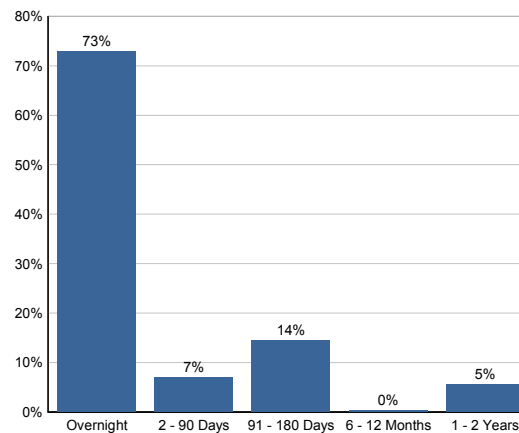
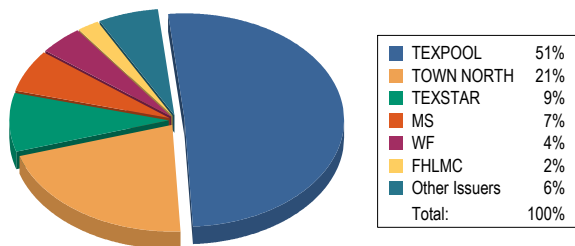
Par Value	272,554,596.57	228,045,660.31
Market Value	272,556,433.00	228,047,475.73
Book Value	272,552,271.60	228,043,382.81
Unrealized Gain / Loss	4,161.40	4,092.92
Market Value %	100.00%	100.00%
Weighted Avg. YTW	0.097%	0.152%
Weighted Avg. YTM	0.097%	0.152%



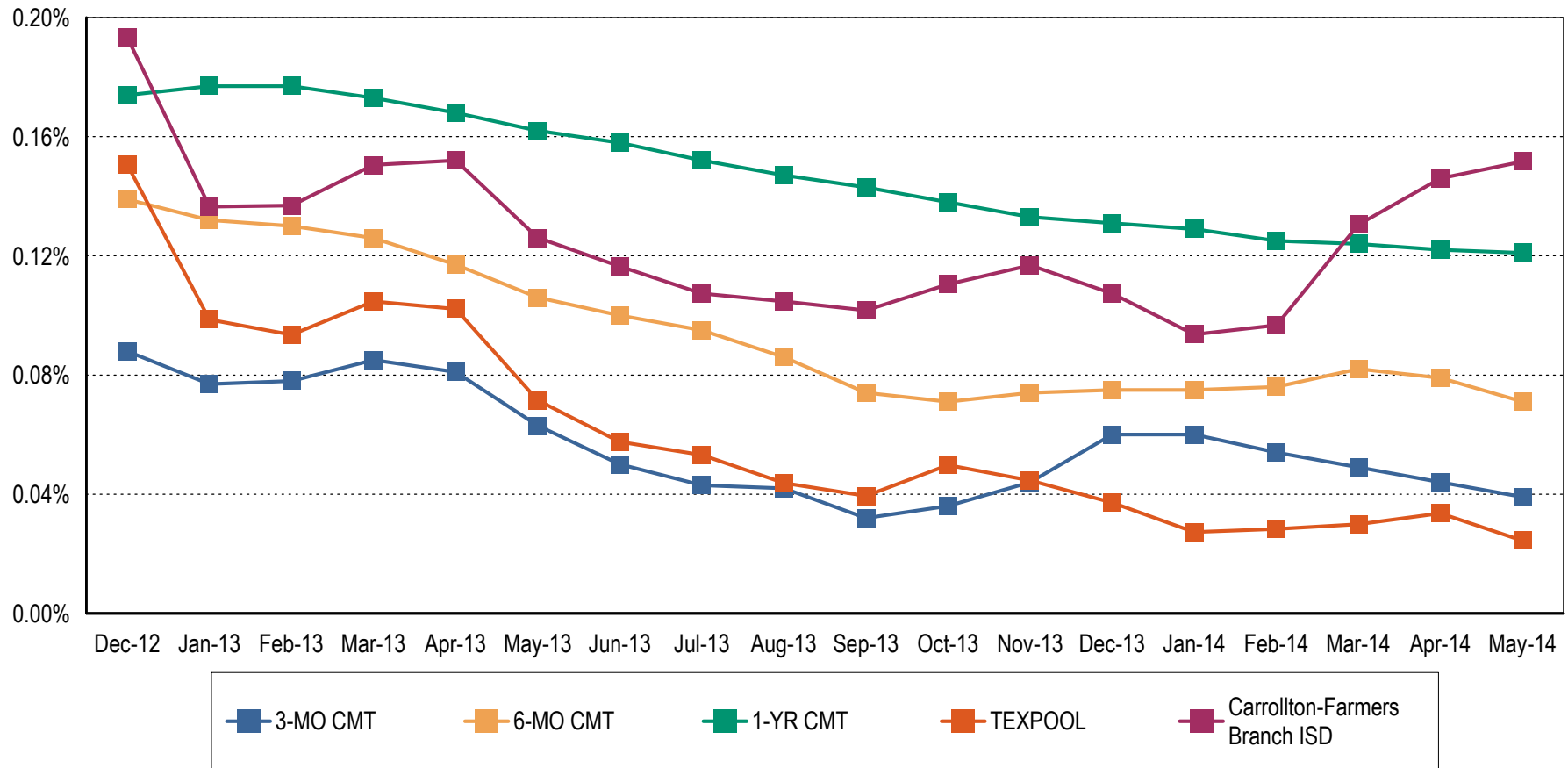
Allocation by Issuer

Maturity Distribution %

Credit Quality



Weighted Average Days to Maturity: 58



Note 1: CMT stands for Constant Maturity Treasury. This data is published in Federal Reserve Statistical Release H.15 and represents an average of all actively traded Treasury securities having that time remaining until maturity. This is a standard industry benchmark for Treasury securities. The CMT benchmarks are moving averages. The 3-month CMT is the daily average for the previous 3 months, the 6-month CMT is the daily average for the previous 6 months, and the 1-year and 2-year CMT's are the daily averages for the previous 12-months.

Note 2: Benchmark data for TexPool is the monthly average yield.



Carrollton-Farmers Branch ISD
Detail of Security Holdings
As of 05/31/2014

CUSIP	Settle Date	Sec. Type	Sec. Description	CPN	Mty Date	Next Call	Call Type	Par Value	Purch Price	Orig Cost	Book Value	Mkt Price	Market Value	Days to Mty	Days to Call	YTM	YTW
Activity Fund																	
TEXPOOL		LGIP	TexPool					2,121,434.96	100.000	2,121,434.96	2,121,434.96	100.000	2,121,434.96	1		0.024	0.024
Total for Activity Fund								2,121,434.96	100.000	2,121,434.96	2,121,434.96	100.000	2,121,434.96	1		0.024	0.024
After The Bell																	
TEXPOOL		LGIP	TexPool					4,101,210.89	100.000	4,101,210.89	4,101,210.89	100.000	4,101,210.89	1		0.024	0.024
Total for After The Bell								4,101,210.89	100.000	4,101,210.89	4,101,210.89	100.000	4,101,210.89	1		0.024	0.024
Capital Projects 2008																	
TEXPOOL		LGIP	TexPool					598,225.54	100.000	598,225.54	598,225.54	100.000	598,225.54	1		0.024	0.024
Total for Capital Projects 2008								598,225.54	100.000	598,225.54	598,225.54	100.000	598,225.54	1		0.024	0.024
Capital Projects 2012																	
TEXPOOL		LGIP	TexPool					8,500,148.88	100.000	8,500,148.88	8,500,148.88	100.000	8,500,148.88	1		0.024	0.024
Total for Capital Projects 2012								8,500,148.88	100.000	8,500,148.88	8,500,148.88	100.000	8,500,148.88	1		0.024	0.024
Capital Projects 2013																	
TEXPOOL		LGIP	TexPool					25,324,279.13	100.000	25,324,279.13	25,324,279.13	100.000	25,324,279.13	1		0.024	0.024
CDAR-3872	11/07/13	CD-IAM	Town North Bk CDARS	0.450	11/06/14			10,000,000.00	100.000	10,000,000.00	10,000,000.00	100.000	10,000,000.00	159		0.450	0.450
CDAR-0703	11/14/13	CD-IAM	Town North Bk CDARS	0.450	11/13/14			10,000,000.00	100.000	10,000,000.00	10,000,000.00	100.000	10,000,000.00	166		0.450	0.450
Total for Capital Projects 2013								45,324,279.13	100.000	45,324,279.13	45,324,279.13	100.000	45,324,279.13	72		0.212	0.212



Carrollton-Farmers Branch ISD
Detail of Security Holdings
 As of 05/31/2014

CUSIP	Settle Date	Sec. Type	Sec. Description	CPN	Mty Date	Next Call	Call Type	Par Value	Purch Price	Orig Cost	Book Value	Mkt Price	Market Value	Days to Mty	Days to Call	YTM	YTW
City of Irving TIF #1																	
TEXPOOL		LGIP	TexPool					20,132,391.28	100.000	20,132,391.28	20,132,391.28	100.000	20,132,391.28	1		0.024	0.024
CDAR-3894	08/22/13	CD-IAM	Town North Bk CDARS	0.450	08/21/14			15,000,000.00	100.000	15,000,000.00	15,000,000.00	100.000	15,000,000.00	82		0.450	0.450
Total for City of Irving TIF #1								35,132,391.28	100.000	35,132,391.28	35,132,391.28	100.000	35,132,391.28	36		0.206	0.206
Debt Service																	
TEXPOOL		LGIP	TexPool					9,701,050.32	100.000	9,701,050.32	9,701,050.32	100.000	9,701,050.32	1		0.024	0.024
Total for Debt Service								9,701,050.32	100.000	9,701,050.32	9,701,050.32	100.000	9,701,050.32	1		0.024	0.024
Farmers Branch TIF #1																	
TEXPOOL		LGIP	TexPool					7,373,182.93	100.000	7,373,182.93	7,373,182.93	100.000	7,373,182.93	1		0.024	0.024
Total for Farmers Branch TIF #1								7,373,182.93	100.000	7,373,182.93	7,373,182.93	100.000	7,373,182.93	1		0.024	0.024
Farmers Branch TIF #2																	
TEXPOOL		LGIP	TexPool					139,456.67	100.000	139,456.67	139,456.67	100.000	139,456.67	1		0.024	0.024
Total for Farmers Branch TIF #2								139,456.67	100.000	139,456.67	139,456.67	100.000	139,456.67	1		0.024	0.024
Food Service																	
TEXPOOL		LGIP	TexPool					437.10	100.000	437.10	437.10	100.000	437.10	1		0.024	0.024
Total for Food Service								437.10	100.000	437.10	437.10	100.000	437.10	1		0.024	0.024



Carrollton-Farmers Branch ISD
Detail of Security Holdings
 As of 05/31/2014

CUSIP	Settle Date	Sec. Type	Sec. Description	CPN	Mty Date	Next Call	Call Type	Par Value	Purch Price	Orig Cost	Book Value	Mkt Price	Market Value	Days to Mty	Days to Call	YTM	YTW
General Fund																	
LNSTGOV		LGIP	LoneStar Govt O/N					5,000,697.92	100.000	5,000,697.92	5,000,697.92	100.000	5,000,697.92	1		0.040	0.040
MS-CFB		BANK DEP	Morgan Stanley Bk					0.01	100.000	0.01	0.01	100.000	0.01	1		0.050	0.050
MSGXX		MMF	Morgan Stanley Govt Port MM					15,001,002.84	100.000	15,001,002.84	15,001,002.84	100.000	15,001,002.84	1		0.040	0.040
TEXPOOL		LGIP	TexPool					33,503,077.95	100.000	33,503,077.95	33,503,077.95	100.000	33,503,077.95	1		0.024	0.024
TEXSTAR		LGIP	TexSTAR					20,093,626.24	100.000	20,093,626.24	20,093,626.24	100.000	20,093,626.24	1		0.027	0.027
WF-CFB		BANK DEP	Wells Fargo					10,024,844.20	100.000	10,024,844.20	10,024,844.20	100.000	10,024,844.20	1		0.220	0.220
CDAR-3731	09/12/13	CD-IAM	Town North Bk CDARS	0.450	09/11/14			13,058,471.59	100.000	13,058,471.59	13,058,471.59	100.000	13,058,471.59	103		0.450	0.450
3134G4QK7	01/08/14	AGCY CALL	FHLMC	0.350	12/31/15	06/30/14	QRTLY	5,000,000.00	99.942	4,997,100.00	4,997,681.00	100.020	5,001,000.00	579	30	0.379	0.379
3133EDE81	01/28/14	AGCY CALL	FFCB	0.420	01/28/16	Anytime	CONT	2,000,000.00	100.000	2,000,000.00	2,000,000.00	100.000	2,000,000.00	607	5	0.420	0.420
3130A1R26	05/13/14	AGCY CALL	FHLB	0.500	05/13/16	08/13/14	MTHLY	2,000,000.00	100.000	2,000,000.00	2,000,000.00	99.982	1,999,646.00	713	74	0.500	0.500
Total for General Fund								105,681,720.75	99.997	105,678,820.75	105,679,401.75	100.001	105,682,366.75	66		0.132	0.132



Carrollton-Farmers Branch ISD
Detail of Security Holdings
 As of 05/31/2014

CUSIP	Settle Date	Sec. Type	Sec. Description	CPN	Mty Date	Next Call	Call Type	Par Value	Purch Price	Orig Cost	Book Value	Mkt Price	Market Value	Days to Mty	Days to Call	YTM	YTW
Workers Compensation																	
CASH-INT		BANK DEP	Cash					0.00	100.000	0.00	0.00	100.000	0.00	1			
GTBXX-CFB		MMF	Dreyfus Treas Prime MMF					11,809.52	100.000	11,809.52	11,809.52	100.000	11,809.52	1		0.010	0.010
MS-CFB		BANK DEP	Morgan Stanley Bk					0.27	100.000	0.27	0.27	100.000	0.27	1		0.050	0.050
TEXPOOL		LGIP	TexPool					4,189,929.89	100.000	4,189,929.89	4,189,929.89	100.000	4,189,929.89	1		0.024	0.024
TNB-SVGS		BANK DEP	Town North Bk Svgs					200,382.18	100.000	200,382.18	200,382.18	100.000	200,382.18	1		0.450	0.450
38143AUL7	01/17/14	CD	Goldman Sachs CD	0.800	06/13/14			248,000.00	100.205	248,508.40	248,041.50	100.016	248,038.69	13		0.293	0.293
20701PAW4	12/17/12	CD	Conestoga Bk CD	0.450	06/17/14			249,000.00	100.000	249,000.00	249,000.00	100.000	249,000.00	17		0.450	0.450
32112EDU8	06/28/13	CD	First Nat'l Bk CD	0.250	06/27/14			248,000.00	100.000	248,000.00	248,000.00	99.984	247,961.31	27		0.250	0.250
02005QP31	08/01/12	CD	Ally Bk CD	0.950	08/01/14			248,000.00	100.000	248,000.00	248,000.00	100.078	248,193.69	62		0.950	0.950
07203QBR2	12/12/12	CD	Bay Cities Bk CD	0.500	12/12/14			249,000.00	100.000	249,000.00	249,000.00	100.234	249,583.66	195		0.500	0.500
57116AGN2	07/17/13	CD	Marlin Business Bk CD	0.400	01/20/15			249,000.00	100.000	249,000.00	249,000.00	100.016	249,038.84	234		0.400	0.400
05568P3Q8	06/28/13	CD	BMW Bk CD	0.750	06/29/15			248,000.00	100.000	248,000.00	248,000.00	99.938	247,845.00	394		0.750	0.750
254671RL6	07/03/13	CD	Discover Bk CD	0.700	07/06/15			248,000.00	100.000	248,000.00	248,000.00	100.031	248,077.62	401		0.700	0.700
8595317H2	07/03/13	CD	Sterling Svgs Bk CD	0.650	07/06/15			248,000.00	100.000	248,000.00	248,000.00	99.984	247,961.31	401		0.650	0.650
149159HZ1	07/26/13	CD	Cathay Bk CD	0.550	07/27/15			249,000.00	100.000	249,000.00	249,000.00	100.141	249,350.09	422		0.550	0.550
39120VRD8	08/14/13	CD	Great Southern Bk CD	0.600	08/14/15			248,000.00	100.000	248,000.00	248,000.00	100.031	248,077.62	440		0.600	0.600
411394AM1	08/21/13	CD	Happy State Bk CD	0.500	08/21/15			248,000.00	100.000	248,000.00	248,000.00	100.000	248,000.00	447		0.500	0.500
53022QDB8	08/23/13	CD	Liberty Bk CD	0.700	08/24/15			249,000.00	100.000	249,000.00	249,000.00	100.000	249,000.00	450		0.700	0.700
892094CH4	09/27/13	CD	Town Bk CD	0.650	09/28/15			249,000.00	100.000	249,000.00	249,000.00	100.141	249,350.09	485		0.650	0.650
49306SSS6	10/09/13	CD	Key Bk CD	0.600	10/09/15			249,000.00	100.000	249,000.00	249,000.00	100.109	249,272.41	496		0.600	0.600
872278CB0	12/18/13	CD	TCF Bk CD	0.550	12/18/15			249,000.00	100.000	249,000.00	249,000.00	100.047	249,116.78	566		0.550	0.550
508176CF9	01/29/14	CD	Lake City Bk CD	0.550	01/29/16			249,000.00	100.000	249,000.00	249,000.00	99.969	248,922.31	608		0.550	0.550
87164DEH9	04/03/14	CD	Synovus Bk CD	0.500	04/04/16			248,000.00	100.000	248,000.00	248,000.00	99.750	247,380.00	674		0.500	0.500
06246PAL9	04/09/14	CD	Bk of Grove CD	0.500	04/08/16			249,000.00	100.000	249,000.00	249,000.00	100.000	249,000.00	678		0.500	0.500
06740KGJ0	04/23/14	CD	BARCLAYS Bk CD	0.450	04/25/16			248,000.00	100.000	248,000.00	248,000.00	100.000	248,000.00	695		0.450	0.450
Total for Workers Compensation								9,372,121.86	100.005	9,372,630.26	9,372,163.36	100.012	9,373,291.28	205		0.315	0.315
Total for Carrollton-Farmers Branch ISD								228,045,660.31	99.999	228,043,268.71	228,043,382.81	100.001	228,047,475.73	59		0.152	0.152



Carrollton-Farmers Branch ISD
Change in Value
From 02/28/2014 to 05/31/2014

CUSIP	Security Type	Security Description	02/28/14 Book Value	Cost of Purchases	Maturities / Calls / Sales	Amortization / Accretion	Realized Gain/(Loss)	05/31/14 Book Value	02/28/14 Market Value	05/31/14 Market Value	Change in Mkt Value
Activity Fund											
TEXPOOL	LGIP	TexPool	2,121,278.53	156.43	0.00	0.00	0.00	2,121,434.96	2,121,278.53	2,121,434.96	156.43
Total for Activity Fund			2,121,278.53	156.43	0.00	0.00	0.00	2,121,434.96	2,121,278.53	2,121,434.96	156.43
After The Bell											
TEXPOOL	LGIP	TexPool	4,100,908.39	302.50	0.00	0.00	0.00	4,101,210.89	4,100,908.39	4,101,210.89	302.50
Total for After The Bell			4,100,908.39	302.50	0.00	0.00	0.00	4,101,210.89	4,100,908.39	4,101,210.89	302.50
Capital Projects 2008											
TEXPOOL	LGIP	TexPool	691,460.07	12.39	(93,246.92)	0.00	0.00	598,225.54	691,460.07	598,225.54	(93,234.53)
Total for Capital Projects 2008			691,460.07	12.39	(93,246.92)	0.00	0.00	598,225.54	691,460.07	598,225.54	(93,234.53)
Capital Projects 2012											
TEXPOOL	LGIP	TexPool	11,769,016.27	0.00	(3,268,867.39)	0.00	0.00	8,500,148.88	11,769,016.27	8,500,148.88	(3,268,867.39)
Total for Capital Projects 2012			11,769,016.27	0.00	(3,268,867.39)	0.00	0.00	8,500,148.88	11,769,016.27	8,500,148.88	(3,268,867.39)
Capital Projects 2013											
TEXPOOL	LGIP	TexPool	25,537,129.65	525.40	(213,375.92)	0.00	0.00	25,324,279.13	25,537,129.65	25,324,279.13	(212,850.52)
CDAR-3872	CD-IAM	Town North Bk CDARS 0.450 11/06/14	0.00	10,000,000.00	0.00	0.00	0.00	10,000,000.00	0.00	10,000,000.00	10,000,000.00
CDAR-0703	CD-IAM	Town North Bk CDARS 0.450 11/13/14	0.00	10,000,000.00	0.00	0.00	0.00	10,000,000.00	0.00	10,000,000.00	10,000,000.00
Total for Capital Projects 2013			25,537,129.65	20,000,525.40	(213,375.92)	0.00	0.00	45,324,279.13	25,537,129.65	45,324,279.13	19,787,149.48



Carrollton-Farmers Branch ISD
Change in Value
 From 02/28/2014 to 05/31/2014

CUSIP	Security Type	Security Description	02/28/14 Book Value	Cost of Purchases	Maturities / Calls / Sales	Amortization / Accretion	Realized Gain/(Loss)	05/31/14 Book Value	02/28/14 Market Value	05/31/14 Market Value	Change in Mkt Value
City of Irving TIF #1											
TEXPOOL	LGIP	TexPool	20,130,906.67	1,484.61	0.00	0.00	0.00	20,132,391.28	20,130,906.67	20,132,391.28	1,484.61
CDAR-3894	CD-IAM	Town North Bk CDARS 0.450 08/21/14	15,000,000.00	0.00	0.00	0.00	0.00	15,000,000.00	15,000,000.00	15,000,000.00	0.00
Total for City of Irving TIF #1			35,130,906.67	1,484.61	0.00	0.00	0.00	35,132,391.28	35,130,906.67	35,132,391.28	1,484.61
Debt Service											
TEXPOOL	LGIP	TexPool	13,200,123.94	350.61	(3,499,424.23)	0.00	0.00	9,701,050.32	13,200,123.94	9,701,050.32	(3,499,073.62)
Total for Debt Service			13,200,123.94	350.61	(3,499,424.23)	0.00	0.00	9,701,050.32	13,200,123.94	9,701,050.32	(3,499,073.62)
Farmers Branch TIF #1											
TEXPOOL	LGIP	TexPool	6,917,595.77	455,587.16	0.00	0.00	0.00	7,373,182.93	6,917,595.77	7,373,182.93	455,587.16
Total for Farmers Branch TIF #1			6,917,595.77	455,587.16	0.00	0.00	0.00	7,373,182.93	6,917,595.77	7,373,182.93	455,587.16
Farmers Branch TIF #2											
TEXPOOL	LGIP	TexPool	126,261.39	13,195.28	0.00	0.00	0.00	139,456.67	126,261.39	139,456.67	13,195.28
Total for Farmers Branch TIF #2			126,261.39	13,195.28	0.00	0.00	0.00	139,456.67	126,261.39	139,456.67	13,195.28
Food Service											
TEXPOOL	LGIP	TexPool	114,281.73	342.22	(114,186.85)	0.00	0.00	437.10	114,281.73	437.10	(113,844.63)
Total for Food Service			114,281.73	342.22	(114,186.85)	0.00	0.00	437.10	114,281.73	437.10	(113,844.63)



Carrollton-Farmers Branch ISD
Change in Value
 From 02/28/2014 to 05/31/2014

CUSIP	Security Type	Security Description	02/28/14 Book Value	Cost of Purchases	Maturities / Calls / Sales	Amortization / Accretion	Realized Gain/(Loss)	05/31/14 Book Value	02/28/14 Market Value	05/31/14 Market Value	Change in Mkt Value
General Fund											
CASH-INT	BANK DEP	Cash	0.00	493.22	(493.20)	0.00	0.00	0.00	0.00	0.00	0.00
LNSTGOV	LGIP	LoneStar Govt O/N	5,000,182.58	515.34	0.00	0.00	0.00	5,000,697.92	5,000,182.58	5,000,697.92	515.34
MS-CFB	BANK DEP	Morgan Stanley Bk	0.00	0.01	0.00	0.00	0.00	0.01	0.00	0.01	0.01
MSGXX	MMF	Morgan Stanley Govt Port MM	0.00	15,001,002.86	0.00	0.00	0.00	15,001,002.84	0.00	15,001,002.84	15,001,002.84
TEXPOOL	LGIP	TexPool	108,009,114.24	0.00	(74,506,036.29)	0.00	0.00	33,503,077.95	108,009,114.24	33,503,077.95	(74,506,036.29)
TEXSTAR	LGIP	TexSTAR	20,091,853.28	1,772.96	0.00	0.00	0.00	20,093,626.24	20,091,853.28	20,093,626.24	1,772.96
WF-CFB	BANK DEP	Wells Fargo	10,019,034.24	5,809.96	0.00	0.00	0.00	10,024,844.20	10,019,034.24	10,024,844.20	5,809.96
CDAR-3731	CD-IAM	Town North Bk CDARS 0.450 09/11/14	13,058,471.59	0.00	0.00	0.00	0.00	13,058,471.59	13,058,471.59	13,058,471.59	0.00
3134G4QK7	AGCY CALL	FHLMC 0.350 12/31/15	4,997,315.35	0.00	0.00	365.65	0.00	4,997,681.00	5,001,000.00	5,001,000.00	0.00
3133EDE81	AGCY CALL	FFCB 0.420 01/28/16	2,000,000.00	0.00	0.00	0.00	0.00	2,000,000.00	2,000,200.00	2,000,000.00	(200.00)
3130A1R26	AGCY CALL	FHLB 0.500 05/13/16	0.00	2,000,000.00	0.00	0.00	0.00	2,000,000.00	0.00	1,999,646.00	1,999,646.00
Total for General Fund			163,175,971.28	17,009,594.35	(74,506,529.49)	365.65	0.00	105,679,401.75	163,179,855.93	105,682,366.75	(57,497,489.18)



Carrollton-Farmers Branch ISD
Change in Value
 From 02/28/2014 to 05/31/2014

CUSIP	Security Type	Security Description	02/28/14 Book Value	Cost of Purchases	Maturities / Calls / Sales	Amortization / Accretion	Realized Gain/(Loss)	05/31/14 Book Value	02/28/14 Market Value	05/31/14 Market Value	Change in Mkt Value
Workers Compensation											
CASH-INT	BANK DEP	Cash	0.00	994,116.31	(116.31)	0.00	0.00	0.00	0.00	0.00	0.00
GTBXX-CFB	MMF	Dreyfus Treas Prime MMF	7,349.12	4,460.40	0.00	0.00	0.00	11,809.52	7,349.12	11,809.52	4,460.40
MS-CFB	BANK DEP	Morgan Stanley Bk	0.27	0.00	0.00	0.00	0.00	0.27	0.27	0.27	0.00
TEXPOOL	LGIP	TexPool	4,985,593.33	86.91	(795,750.35)	0.00	0.00	4,189,929.89	4,985,593.33	4,189,929.89	(795,663.44)
TNB-SVGS	BANK DEP	Town North Bk Svgs	200,035.51	346.67	0.00	0.00	0.00	200,382.18	200,035.51	200,382.18	346.67
316777LJ8	CD-IAM	Fifth Third Bk CD 0.400 04/24/14	249,000.00	0.00	(249,000.00)	0.00	0.00	0.00	249,000.00	0.00	(249,000.00)
38143AUL7	CD	Goldman Sachs CD 0.800 06/13/14	248,359.68	0.00	0.00	(318.18)	0.00	248,041.50	248,322.40	248,038.69	(283.71)
20701PAW4	CD	Conestoga Bk CD 0.450 06/17/14	249,000.00	0.00	0.00	0.00	0.00	249,000.00	249,077.94	249,000.00	(77.94)
32112EDU8	CD	First Nat'l Bk CD 0.250 06/27/14	248,000.00	0.00	0.00	0.00	0.00	248,000.00	248,883.69	247,961.31	77.62
02005QP31	CD	Ally Bk CD 0.950 08/01/14	248,000.00	0.00	0.00	0.00	0.00	248,000.00	248,503.69	248,193.69	(310.00)
07203QBR2	CD	Bay Cities Bk CD 0.500 12/12/14	249,000.00	0.00	0.00	0.00	0.00	249,000.00	249,778.13	249,583.66	(194.47)
57116AGN2	CD	Marlin Business Bk CD 0.400 01/20/15	249,000.00	0.00	0.00	0.00	0.00	249,000.00	248,883.22	249,038.84	155.62
05568P3Q8	CD	BMW Bk CD 0.750 06/29/15	248,000.00	0.00	0.00	0.00	0.00	248,000.00	247,651.31	247,845.00	193.69
254671RL6	CD	Discover Bk CD 0.700 07/06/15	248,000.00	0.00	0.00	0.00	0.00	248,000.00	247,922.62	248,077.62	155.00
8595317H2	CD	Sterling Svgs Bk CD 0.650 07/06/15	248,000.00	0.00	0.00	0.00	0.00	248,000.00	247,767.62	247,961.31	193.69
149159HZ1	CD	Cathay Bk CD 0.550 07/27/15	249,000.00	0.00	0.00	0.00	0.00	249,000.00	249,233.56	249,350.09	116.53
39120VRD8	CD	Great Southern Bk CD 0.600 08/14/15	248,000.00	0.00	0.00	0.00	0.00	248,000.00	247,922.62	248,077.62	155.00
411394AM1	CD	Happy State Bk CD 0.500 08/21/15	248,000.00	0.00	0.00	0.00	0.00	248,000.00	247,845.00	248,000.00	155.00
53022QDB8	CD	Liberty Bk CD 0.700 08/24/15	249,000.00	0.00	0.00	0.00	0.00	249,000.00	248,805.53	249,000.00	194.47
892094CH4	CD	Town Bk CD 0.650 09/28/15	249,000.00	0.00	0.00	0.00	0.00	249,000.00	249,194.47	249,350.09	155.62
49306SSS6	CD	Key Bk CD 0.600 10/09/15	249,000.00	0.00	0.00	0.00	0.00	249,000.00	249,077.94	249,272.41	194.47
872278CB0	CD	TCF Bk CD 0.550 12/18/15	249,000.00	0.00	0.00	0.00	0.00	249,000.00	248,766.69	249,116.78	350.09
508176CF9	CD	Lake City Bk CD 0.550 01/29/16	249,000.00	0.00	0.00	0.00	0.00	249,000.00	249,000.00	248,922.31	(77.69)
87164DEH9	CD	Synovus Bk CD 0.500 04/04/16	0.00	248,000.00	0.00	0.00	0.00	248,000.00	0.00	247,380.00	247,380.00
06246PAL9	CD	Bk of Grove CD 0.500 04/08/16	0.00	249,000.00	0.00	0.00	0.00	249,000.00	0.00	249,000.00	249,000.00
06740KGJ0	CD	BARCLAYS Bk CD 0.450 04/25/16	0.00	248,000.00	0.00	0.00	0.00	248,000.00	0.00	248,000.00	248,000.00
Total for Workers Compensation			9,667,337.91	1,744,010.29	(1,044,866.66)	(318.18)	0.00	9,372,163.36	9,667,614.66	9,373,291.28	(294,323.38)
Total for Carrollton-Farmers Branch ISD			272,552,271.60	39,225,561.24	(82,740,497.46)	47.47	0.00	228,043,382.81	272,556,433.00	228,047,475.73	(44,508,957.27)



Carrollton-Farmers Branch ISD

Earned Income

From 02/28/2014 to 05/31/2014

CUSIP	Security Type	Security Description	Beg. Accrued	Interest Earned	Interest Rec'd / Sold / Matured	Interest Purchased	Ending Accrued	Disc Accr / Prem Amort	Net Income
Activity Fund									
TEXPOOL	LGIP	TexPool	0.00	156.43	156.43	0.00	0.00	0.00	156.43
Total for Activity Fund			0.00	156.43	156.43	0.00	0.00	0.00	156.43
After The Bell									
TEXPOOL	LGIP	TexPool	0.00	302.50	302.50	0.00	0.00	0.00	302.50
Total for After The Bell			0.00	302.50	302.50	0.00	0.00	0.00	302.50
Capital Projects 2008									
TEXPOOL	LGIP	TexPool	0.00	46.92	46.92	0.00	0.00	0.00	46.92
Total for Capital Projects 2008			0.00	46.92	46.92	0.00	0.00	0.00	46.92
Capital Projects 2012									
TEXPOOL	LGIP	TexPool	0.00	745.14	745.14	0.00	0.00	0.00	745.14
Total for Capital Projects 2012			0.00	745.14	745.14	0.00	0.00	0.00	745.14
Capital Projects 2013									
TEXPOOL	LGIP	TexPool	0.00	1,875.48	1,875.48	0.00	0.00	0.00	1,875.48
CDAR-3872	CD-IAM	Town North Bk CDARS 0.450 11/06/14	0.00	25,397.26	0.00	0.00	25,397.26	0.00	25,397.26
CDAR-0703	CD-IAM	Town North Bk CDARS 0.450 11/13/14	0.00	24,534.25	0.00	0.00	24,534.25	0.00	24,534.25
Total for Capital Projects 2013			0.00	51,806.99	1,875.48	0.00	49,931.51	0.00	51,806.99
City of Irving TIF #1									
TEXPOOL	LGIP	TexPool	0.00	1,484.61	1,484.61	0.00	0.00	0.00	1,484.61
CDAR-3894	CD-IAM	Town North Bk CDARS 0.450 08/21/14	35,321.92	17,013.70	0.00	0.00	52,335.62	0.00	17,013.70
Total for City of Irving TIF #1			35,321.92	18,498.31	1,484.61	0.00	52,335.62	0.00	18,498.31



Carrollton-Farmers Branch ISD

Earned Income

From 02/28/2014 to 05/31/2014

CUSIP	Security Type	Security Description	Beg. Accrued	Interest Earned	Interest Rec'd / Sold / Matured	Interest Purchased	Ending Accrued	Disc Accr / Prem Amort	Net Income
Debt Service									
TEXPOOL	LGIP	TexPool	0.00	926.38	926.38	0.00	0.00	0.00	926.38
Total for Debt Service			0.00	926.38	926.38	0.00	0.00	0.00	926.38
Farmers Branch TIF #1									
TEXPOOL	LGIP	TexPool	0.00	515.06	515.06	0.00	0.00	0.00	515.06
Total for Farmers Branch TIF #1			0.00	515.06	515.06	0.00	0.00	0.00	515.06
Farmers Branch TIF #2									
TEXPOOL	LGIP	TexPool	0.00	9.47	9.47	0.00	0.00	0.00	9.47
Total for Farmers Branch TIF #2			0.00	9.47	9.47	0.00	0.00	0.00	9.47
Food Service									
TEXPOOL	LGIP	TexPool	0.00	3.70	3.70	0.00	0.00	0.00	3.70
Total for Food Service			0.00	3.70	3.70	0.00	0.00	0.00	3.70
General Fund									
LNSTGOV	LGIP	LoneStar Govt O/N	0.00	515.34	515.34	0.00	0.00	0.00	515.34
MSGXX	MMF	Morgan Stanley Govt Port MM	0.00	1,002.84	1,002.84	0.00	0.00	0.00	1,002.84
TEXPOOL	LGIP	TexPool	0.00	5,437.04	5,437.04	0.00	0.00	0.00	5,437.04
TEXSTAR	LGIP	TexSTAR	0.00	1,772.96	1,772.96	0.00	0.00	0.00	1,772.96
WF-CFB	BANK DEP	Wells Fargo	0.00	5,809.96	5,809.96	0.00	0.00	0.00	5,809.96
CDAR-3731	CD-IAM	Town North Bk CDARS 0.450 09/11/14	27,369.13	14,811.52	0.00	0.00	42,180.65	0.00	14,811.52
3134G4QK7	AGCY CALL	FHLMC 0.350 12/31/15	2,965.28	4,375.00	0.00	0.00	7,340.28	365.65	4,740.65
3133EDE81	AGCY CALL	FFCB 0.420 01/28/16	770.00	2,100.00	0.00	0.00	2,870.00	0.00	2,100.00
3130A1R26	AGCY CALL	FHLB 0.500 05/13/16	0.00	500.00	0.00	0.00	500.00	0.00	500.00
Total for General Fund			31,104.41	36,324.66	14,538.14	0.00	52,890.93	365.65	36,690.31



Carrollton-Farmers Branch ISD

Earned Income

From 02/28/2014 to 05/31/2014

CUSIP	Security Type	Security Description	Beg. Accrued	Interest Earned	Interest Rec'd / Sold / Matured	Interest Purchased	Ending Accrued	Disc Accr / Prem Amort	Net Income
Workers Compensation									
TEXPOOL	LGIP	TexPool	0.00	336.56	336.56	0.00	0.00	0.00	336.56
TNB-SVGS	BANK DEP	Town North Bk Svgs	0.00	103.26	103.26	0.00	0.00	0.00	103.26
316777LJ8	CD-IAM	Fifth Third Bk CD 0.400 04/24/14	848.65	147.35	996.00	0.00	0.00	0.00	147.35
38143AUL7	CD	Goldman Sachs CD 0.800 06/13/14	423.98	500.07	0.00	0.00	924.05	(318.18)	181.89
20701PAW4	CD	Conestoga Bk CD 0.450 06/17/14	36.84	282.44	273.23	0.00	46.05	0.00	282.44
32112EDU8	CD	First Nat'l Bk CD 0.250 06/27/14	3.40	156.27	151.18	0.00	8.49	0.00	156.27
02005QP31	CD	Ally Bk CD 0.950 08/01/14	180.73	593.85	0.00	0.00	774.58	0.00	593.85
07203QBR2	CD	Bay Cities Bk CD 0.500 12/12/14	57.99	313.81	303.58	0.00	68.22	0.00	313.81
57116AGN2	CD	Marlin Business Bk CD 0.400 01/20/15	117.34	251.04	0.00	0.00	368.38	0.00	251.04
05568P3Q8	CD	BMW Bk CD 0.750 06/29/15	315.95	468.82	0.00	0.00	784.77	0.00	468.82
254671RL6	CD	Discover Bk CD 0.700 07/06/15	271.10	437.57	0.00	0.00	708.67	0.00	437.57
8595317H2	CD	Sterling Svgs Bk CD 0.650 07/06/15	251.74	406.31	0.00	0.00	658.05	0.00	406.31
149159HZ1	CD	Cathay Bk CD 0.550 07/27/15	11.26	345.18	333.93	0.00	22.51	0.00	345.18
39120VRD8	CD	Great Southern Bk CD 0.600 08/14/15	61.15	375.06	0.00	0.00	436.21	0.00	375.06
411394AM1	CD	Happy State Bk CD 0.500 08/21/15	27.18	312.55	302.36	0.00	37.37	0.00	312.55
53022QDB8	CD	Liberty Bk CD 0.700 08/24/15	23.88	439.33	0.00	0.00	463.21	0.00	439.33
892094CH4	CD	Town Bk CD 0.650 09/28/15	682.87	407.96	802.60	0.00	288.23	0.00	407.96
49306SS56	CD	Key Bk CD 0.600 10/09/15	585.32	376.57	744.95	0.00	216.94	0.00	376.57
872278CB0	CD	TCF Bk CD 0.550 12/18/15	273.90	345.19	0.00	0.00	619.09	0.00	345.19
508176CF9	CD	Lake City Bk CD 0.550 01/29/16	116.31	345.19	450.24	0.00	11.26	0.00	345.19
87164DEH9	CD	Synovus Bk CD 0.500 04/04/16	0.00	197.04	0.00	0.00	197.04	0.00	197.04
06246PAL9	CD	Bk of Grove CD 0.500 04/08/16	0.00	184.19	102.33	0.00	81.86	0.00	184.19
06740KGJ0	CD	BARCLAYS Bk CD 0.450 04/25/16	0.00	113.13	0.00	0.00	113.13	0.00	113.13
Total for Workers Compensation			4,289.59	7,438.74	4,900.22	0.00	6,828.11	(318.18)	7,120.56
Total for Carrollton-Farmers Branch ISD			70,715.92	116,774.30	25,504.05	0.00	161,986.17	47.47	116,821.77



Carrollton-Farmers Branch ISD
Investment Transactions
From 03/01/2014 to 05/31/2014

Trade Date	Settle Date	CUSIP	Security Type	Security Description	Coupon	Mty Date	Call Date	Par Value	Price	Principal Amount	Int Purchased / Received	Total Amount	Realized Gain / Loss	YTM	YTW
Capital Projects 2013															
<i>Purchases</i>															
11/07/13	11/07/13	CDAR-3872	CD-IAM	Town North Bk CDARS	0.450	11/06/14		10,000,000.00	100.000	10,000,000.00	0.00	10,000,000.00		0.450	0.450
11/14/13	11/14/13	CDAR-0703	CD-IAM	Town North Bk CDARS	0.450	11/13/14		10,000,000.00	100.000	10,000,000.00	0.00	10,000,000.00		0.450	0.450
Total for: Purchases								20,000,000.00		20,000,000.00	0.00	20,000,000.00		0.450	0.450
General Fund															
<i>Purchases</i>															
04/30/14	05/13/14	3130A1R26	AGCY CALL	FHLB	0.500	05/13/16	08/13/14	2,000,000.00	100.000	2,000,000.00	0.00	2,000,000.00		0.500	0.500
Total for: Purchases								2,000,000.00		2,000,000.00	0.00	2,000,000.00		0.500	0.500



Carrollton-Farmers Branch ISD
Investment Transactions
 From 03/01/2014 to 05/31/2014

Trade Date	Settle Date	CUSIP	Security Type	Security Description	Coupon	Mty Date	Call Date	Par Value	Price	Principal Amount	Int Purchased / Received	Total Amount	Realized Gain / Loss	YTM	YTW
Workers Compensation															
Maturities															
04/24/14	04/24/14	316777LJ8	CD-IAM	Fifth Third Bk CD	0.400	04/24/14		249,000.00	100.000	249,000.00	996.00	249,996.00		0.400	
Total for: Maturities								249,000.00		249,000.00	996.00	249,996.00		0.400	
Purchases															
04/03/14	04/03/14	87164DEH9	CD	Synovus Bk CD	0.500	04/04/16		248,000.00	100.000	248,000.00	0.00	248,000.00		0.500	0.500
04/09/14	04/09/14	06246PAL9	CD	Bk of Grove CD	0.500	04/08/16		249,000.00	100.000	249,000.00	0.00	249,000.00		0.500	0.500
04/23/14	04/23/14	06740KGJ0	CD	BARCLAYS Bk CD	0.450	04/25/16		248,000.00	100.000	248,000.00	0.00	248,000.00		0.450	0.450
Total for: Purchases								745,000.00		745,000.00	0.00	745,000.00		0.483	0.483
Income Payments															
03/03/14	02/28/14	508176CF9	CD	Lake City Bk CD	0.550	01/29/16				0.00	116.31	116.31			
03/12/14	03/12/14	07203QBR2	CD	Bay Cities Bk CD	0.500	12/12/14				0.00	95.51	95.51			
03/17/14	03/17/14	20701PAW4	CD	Conestoga Bk CD	0.450	06/17/14				0.00	85.96	85.96			
03/21/14	03/21/14	411394AM1	CD	Happy State Bk CD	0.500	08/21/15				0.00	95.12	95.12			
03/26/14	03/26/14	149159HZ1	CD	Cathay Bk CD	0.550	07/27/15				0.00	105.06	105.06			
03/27/14	03/28/14	892094CH4	CD	Town Bk CD	0.650	09/28/15				0.00	802.60	802.60			
03/28/14	03/27/14	32112EDU8	CD	First Nat'l Bk CD	0.250	06/27/14				0.00	47.56	47.56			
03/31/14	03/29/14	508176CF9	CD	Lake City Bk CD	0.550	01/29/16				0.00	105.06	105.06			
04/09/14	04/09/14	49306SSS6	CD	Key Bk CD	0.600	10/09/15				0.00	744.95	744.95			
04/14/14	04/12/14	07203QBR2	CD	Bay Cities Bk CD	0.500	12/12/14				0.00	105.74	105.74			
04/17/14	04/17/14	20701PAW4	CD	Conestoga Bk CD	0.450	06/17/14				0.00	95.17	95.17			
04/21/14	04/21/14	411394AM1	CD	Happy State Bk CD	0.500	08/21/15				0.00	105.32	105.32			
04/28/14	04/26/14	149159HZ1	CD	Cathay Bk CD	0.550	07/27/15				0.00	116.31	116.31			
04/28/14	04/27/14	32112EDU8	CD	First Nat'l Bk CD	0.250	06/27/14				0.00	52.66	52.66			
04/29/14	04/29/14	508176CF9	CD	Lake City Bk CD	0.550	01/29/16				0.00	116.31	116.31			
05/09/14	05/09/14	06246PAL9	CD	Bk of Grove CD	0.500	04/08/16				0.00	102.33	102.33			
05/12/14	05/12/14	07203QBR2	CD	Bay Cities Bk CD	0.500	12/12/14				0.00	102.33	102.33			
05/19/14	05/17/14	20701PAW4	CD	Conestoga Bk CD	0.450	06/17/14				0.00	92.10	92.10			
05/21/14	05/21/14	411394AM1	CD	Happy State Bk CD	0.500	08/21/15				0.00	101.92	101.92			



Carrollton-Farmers Branch ISD
Investment Transactions
 From 03/01/2014 to 05/31/2014

Trade Date	Settle Date	CUSIP	Security Type	Security Description	Coupon	Mty Date	Call Date	Par Value	Price	Principal Amount	Int Purchased / Received	Total Amount	Realized Gain / Loss	YTM	YTW
Workers Compensation															
Income Payments															
05/27/14	05/26/14	149159HZ1	CD	Cathay Bk CD	0.550	07/27/15				0.00	112.56	112.56			
05/28/14	05/27/14	32112EDU8	CD	First Nat'l Bk CD	0.250	06/27/14				0.00	50.96	50.96			
05/29/14	05/29/14	508176CF9	CD	Lake City Bk CD	0.550	01/29/16				0.00	112.56	112.56			
Total for: Income Payments										0.00	3,464.40	3,464.40			



Carrollton-Farmers Branch ISD
Investment Transactions
From 03/01/2014 to 05/31/2014

Trade Date	Settle Date	CUSIP	Security Type	Security Description	Coupon	Mty Date	Call Date	Par Value	Price	Principal Amount	Int Purchased / Received	Total Amount	Realized Gain / Loss	YTM	YTW
------------	-------------	-------	---------------	----------------------	--------	----------	-----------	-----------	-------	------------------	--------------------------	--------------	----------------------	-----	-----

Total for All Portfolios

Transaction Type	Quantity	Total Amount	Realized G/L	YTM	YTW
Total Maturities	249,000.00	249,996.00		0.400	
Total Purchases	22,745,000.00	22,745,000.00		0.455	0.455
Total Income Payments	0.00	3,464.40			



Carrollton-Farmers Branch ISD
Amortization and Accretion
 From 02/28/2014 to 05/31/2014

CUSIP	Settle Date	Security Type	Security Description	Next Call Date	Purchase Qty	Orig Price	Original Cost	Amrt/Accr for Period	Total Amrt/Accr Since Purch	Remaining Disc / Prem	Book Value
Capital Projects 2013											
CDAR-3872	11/07/13	CD-IAM	Town North Bk CDARS 0.450 11/06/14		10,000,000.00	100.000	10,000,000.00	0.00	0.00	0.00	10,000,000.00
CDAR-0703	11/14/13	CD-IAM	Town North Bk CDARS 0.450 11/13/14		10,000,000.00	100.000	10,000,000.00	0.00	0.00	0.00	10,000,000.00
Total for Capital Projects 2013					20,000,000.00		20,000,000.00	0.00	0.00	0.00	20,000,000.00
City of Irving TIF #1											
CDAR-3894	08/22/13	CD-IAM	Town North Bk CDARS 0.450 08/21/14		15,000,000.00	100.000	15,000,000.00	0.00	0.00	0.00	15,000,000.00
Total for City of Irving TIF #1					15,000,000.00		15,000,000.00	0.00	0.00	0.00	15,000,000.00
General Fund											
CDAR-3731	09/12/13	CD-IAM	Town North Bk CDARS 0.450 09/11/14		13,058,471.59	100.000	13,058,471.59	0.00	0.00	0.00	13,058,471.59
3134G4QK7	01/08/14	AGCY CALL	FHLMC 0.350 12/31/15	06/30/14	5,000,000.00	99.942	4,997,100.00	365.65	581.00	2,319.00	4,997,681.00
3133EDE81	01/28/14	AGCY CALL	FFCB 0.420 01/28/16	04/28/14	2,000,000.00	100.000	2,000,000.00	0.00	0.00	0.00	2,000,000.00
3130A1R26	05/13/14	AGCY CALL	FHLB 0.500 05/13/16	08/13/14	2,000,000.00	100.000	2,000,000.00	0.00	0.00	0.00	2,000,000.00
Total for General Fund					22,058,471.59		22,055,571.59	365.65	581.00	2,319.00	22,056,152.59



Carrollton-Farmers Branch ISD
Amortization and Accretion
 From 02/28/2014 to 05/31/2014

CUSIP	Settle Date	Security Type	Security Description	Next Call Date	Purchase Qty	Orig Price	Original Cost	Amrt/Accr for Period	Total Amrt/Accr Since Purch	Remaining Disc / Prem	Book Value
Workers Compensation											
316777LJ8	04/24/13	CD-IAM	Fifth Third Bk CD 0.400 04/24/14		0.00	100.000	0.00	0.00	0.00	0.00	0.00
38143AUL7	01/17/14	CD	Goldman Sachs CD 0.800 06/13/14		248,000.00	100.205	248,508.40	(318.18)	(466.90)	(41.50)	248,041.50
20701PAW4	12/17/12	CD	Conestoga Bk CD 0.450 06/17/14		249,000.00	100.000	249,000.00	0.00	0.00	0.00	249,000.00
32112EDU8	06/28/13	CD	First Nat'l Bk CD 0.250 06/27/14		248,000.00	100.000	248,000.00	0.00	0.00	0.00	248,000.00
02005QP31	08/01/12	CD	Ally Bk CD 0.950 08/01/14		248,000.00	100.000	248,000.00	0.00	0.00	0.00	248,000.00
07203QBR2	12/12/12	CD	Bay Cities Bk CD 0.500 12/12/14		249,000.00	100.000	249,000.00	0.00	0.00	0.00	249,000.00
57116AGN2	07/17/13	CD	Marlin Business Bk CD 0.400 01/20/15		249,000.00	100.000	249,000.00	0.00	0.00	0.00	249,000.00
05568P3Q8	06/28/13	CD	BMW Bk CD 0.750 06/29/15		248,000.00	100.000	248,000.00	0.00	0.00	0.00	248,000.00
254671RL6	07/03/13	CD	Discover Bk CD 0.700 07/06/15		248,000.00	100.000	248,000.00	0.00	0.00	0.00	248,000.00
8595317H2	07/03/13	CD	Sterling Svgs Bk CD 0.650 07/06/15		248,000.00	100.000	248,000.00	0.00	0.00	0.00	248,000.00
149159HZ1	07/26/13	CD	Cathay Bk CD 0.550 07/27/15		249,000.00	100.000	249,000.00	0.00	0.00	0.00	249,000.00
39120VRD8	08/14/13	CD	Great Southern Bk CD 0.600 08/14/15		248,000.00	100.000	248,000.00	0.00	0.00	0.00	248,000.00
411394AM1	08/21/13	CD	Happy State Bk CD 0.500 08/21/15		248,000.00	100.000	248,000.00	0.00	0.00	0.00	248,000.00
53022QDB8	08/23/13	CD	Liberty Bk CD 0.700 08/24/15		249,000.00	100.000	249,000.00	0.00	0.00	0.00	249,000.00
892094CH4	09/27/13	CD	Town Bk CD 0.650 09/28/15		249,000.00	100.000	249,000.00	0.00	0.00	0.00	249,000.00
49306SSS6	10/09/13	CD	Key Bk CD 0.600 10/09/15		249,000.00	100.000	249,000.00	0.00	0.00	0.00	249,000.00
872278CB0	12/18/13	CD	TCF Bk CD 0.550 12/18/15		249,000.00	100.000	249,000.00	0.00	0.00	0.00	249,000.00
508176CF9	01/29/14	CD	Lake City Bk CD 0.550 01/29/16		249,000.00	100.000	249,000.00	0.00	0.00	0.00	249,000.00
87164DEH9	04/03/14	CD	Synovus Bk CD 0.500 04/04/16		248,000.00	100.000	248,000.00	0.00	0.00	0.00	248,000.00
06246PAL9	04/09/14	CD	Bk of Grove CD 0.500 04/08/16		249,000.00	100.000	249,000.00	0.00	0.00	0.00	249,000.00
06740KGJ0	04/23/14	CD	BARCLAYS Bk CD 0.450 04/25/16		248,000.00	100.000	248,000.00	0.00	0.00	0.00	248,000.00
Total for Workers Compensation					4,970,000.00		4,970,508.40	(318.18)	(466.90)	(41.50)	4,970,041.50
Total for Carrollton-Farmers Branch ISD					62,028,471.59		62,026,079.99	47.47	114.10	2,277.50	62,026,194.09



Carrollton-Farmers Branch ISD
Projected Cash Flows
Cash Flows for next 180 days from 05/31/2014

CUSIP	Security Type	Security Description	Pay Date	Interest	Principal	Total Amount
Capital Projects 2013						
CDAR-3872	CD-IAM	Town North Bk CDARS 0.450 11/06/14	11/06/14	44,876.71	10,000,000.00	10,044,876.71
CDAR-0703	CD-IAM	Town North Bk CDARS 0.450 11/13/14	11/13/14	44,876.71	10,000,000.00	10,044,876.71
Total for Capital Projects 2013				89,753.42	20,000,000.00	20,089,753.42
City of Irving TIF #1						
CDAR-3894	CD-IAM	Town North Bk CDARS 0.450 08/21/14	08/21/14	67,315.06	15,000,000.00	15,067,315.06
Total for City of Irving TIF #1				67,315.06	15,000,000.00	15,067,315.06
General Fund						
3134G4QK7	AGCY CALL	FHLMC 0.350 12/31/15	06/30/14	8,750.00	0.00	8,750.00
3133EDE81	AGCY CALL	FFCB 0.420 01/28/16	07/28/14	4,200.00	0.00	4,200.00
CDAR-3731	CD-IAM	Town North Bk CDARS 0.450 09/11/14	09/11/14	58,602.12	13,058,471.59	13,117,073.71
Total for General Fund				71,552.12	13,058,471.59	13,130,023.71



Carrollton-Farmers Branch ISD
Projected Cash Flows
Cash Flows for next 180 days from 05/31/2014

CUSIP	Security Type	Security Description	Pay Date	Interest	Principal	Total Amount
Workers Compensation						
06246PAL9	CD	Bk of Grove CD 0.500 04/08/16	06/08/14	103.75	0.00	103.75
07203QBR2	CD	Bay Cities Bk CD 0.500 12/12/14	06/12/14	105.73	0.00	105.73
38143AUL7	CD	Goldman Sachs CD 0.800 06/13/14	06/13/14	992.00	248,000.00	248,992.00
20701PAW4	CD	Conestoga Bk CD 0.450 06/17/14	06/17/14	93.37	249,000.00	249,093.37
872278CB0	CD	TCF Bk CD 0.550 12/18/15	06/18/14	682.87	0.00	682.87
411394AM1	CD	Happy State Bk CD 0.500 08/21/15	06/21/14	105.31	0.00	105.31
149159HZ1	CD	Cathay Bk CD 0.550 07/27/15	06/26/14	114.12	0.00	114.12
32112EDU8	CD	First Nat'l Bk CD 0.250 06/27/14	06/27/14	51.66	248,000.00	248,051.66
05568P3Q8	CD	BMW Bk CD 0.750 06/29/15	06/29/14	927.45	0.00	927.45
508176CF9	CD	Lake City Bk CD 0.550 01/29/16	06/29/14	116.31	0.00	116.31
254671RL6	CD	Discover Bk CD 0.700 07/06/15	07/03/14	868.00	0.00	868.00
8595317H2	CD	Sterling Svgs Bk CD 0.650 07/06/15	07/03/14	806.00	0.00	806.00
06246PAL9	CD	Bk of Grove CD 0.500 04/08/16	07/08/14	103.75	0.00	103.75
07203QBR2	CD	Bay Cities Bk CD 0.500 12/12/14	07/12/14	102.32	0.00	102.32
57116AGN2	CD	Marlin Business Bk CD 0.400 01/20/15	07/17/14	498.00	0.00	498.00
411394AM1	CD	Happy State Bk CD 0.500 08/21/15	07/21/14	101.91	0.00	101.91
149159HZ1	CD	Cathay Bk CD 0.550 07/27/15	07/26/14	114.12	0.00	114.12
508176CF9	CD	Lake City Bk CD 0.550 01/29/16	07/29/14	112.56	0.00	112.56
02005QP31	CD	Ally Bk CD 0.950 08/01/14	08/01/14	1,178.00	248,000.00	249,178.00
06246PAL9	CD	Bk of Grove CD 0.500 04/08/16	08/08/14	103.75	0.00	103.75
07203QBR2	CD	Bay Cities Bk CD 0.500 12/12/14	08/12/14	105.73	0.00	105.73
39120VRD8	CD	Great Southern Bk CD 0.600 08/14/15	08/14/14	737.88	0.00	737.88
411394AM1	CD	Happy State Bk CD 0.500 08/21/15	08/21/14	105.31	0.00	105.31
53022QDB8	CD	Liberty Bk CD 0.700 08/24/15	08/24/14	864.33	0.00	864.33
149159HZ1	CD	Cathay Bk CD 0.550 07/27/15	08/26/14	114.12	0.00	114.12
508176CF9	CD	Lake City Bk CD 0.550 01/29/16	08/29/14	116.31	0.00	116.31
06246PAL9	CD	Bk of Grove CD 0.500 04/08/16	09/08/14	103.75	0.00	103.75
07203QBR2	CD	Bay Cities Bk CD 0.500 12/12/14	09/12/14	105.73	0.00	105.73
411394AM1	CD	Happy State Bk CD 0.500 08/21/15	09/21/14	105.31	0.00	105.31
149159HZ1	CD	Cathay Bk CD 0.550 07/27/15	09/26/14	114.12	0.00	114.12
892094CH4	CD	Town Bk CD 0.650 09/28/15	09/28/14	815.90	0.00	815.90
508176CF9	CD	Lake City Bk CD 0.550 01/29/16	09/29/14	116.31	0.00	116.31



Carrollton-Farmers Branch ISD
Projected Cash Flows
Cash Flows for next 180 days from 05/31/2014

CUSIP	Security Type	Security Description	Pay Date	Interest	Principal	Total Amount
Workers Compensation						
87164DEH9	CD	Synovus Bk CD 0.500 04/04/16	10/04/14	620.00	0.00	620.00
06246PAL9	CD	Bk of Grove CD 0.500 04/08/16	10/08/14	103.75	0.00	103.75
49306SSS6	CD	Key Bk CD 0.600 10/09/15	10/09/14	749.04	0.00	749.04
07203QBR2	CD	Bay Cities Bk CD 0.500 12/12/14	10/12/14	102.32	0.00	102.32
411394AM1	CD	Happy State Bk CD 0.500 08/21/15	10/21/14	101.91	0.00	101.91
06740KGJ0	CD	BARCLAYS Bk CD 0.450 04/25/16	10/25/14	558.00	0.00	558.00
149159HZ1	CD	Cathay Bk CD 0.550 07/27/15	10/26/14	114.12	0.00	114.12
508176CF9	CD	Lake City Bk CD 0.550 01/29/16	10/29/14	112.56	0.00	112.56
06246PAL9	CD	Bk of Grove CD 0.500 04/08/16	11/08/14	103.75	0.00	103.75
07203QBR2	CD	Bay Cities Bk CD 0.500 12/12/14	11/12/14	105.73	0.00	105.73
411394AM1	CD	Happy State Bk CD 0.500 08/21/15	11/21/14	105.31	0.00	105.31
149159HZ1	CD	Cathay Bk CD 0.550 07/27/15	11/26/14	114.12	0.00	114.12
Total for Workers Compensation				13,576.39	993,000.00	1,006,576.39



Carrollton-Farmers Branch ISD
Projected Cash Flows
Cash Flows for next 180 days from 05/31/2014

CUSIP	Security Type	Security Description	Pay Date	Interest	Principal	Total Amount
-------	---------------	----------------------	----------	----------	-----------	--------------

Total for All Portfolios

June 2014	12,042.57	745,000.00	757,042.57
July 2014	6,906.66	0.00	6,906.66
August 2014	70,640.49	15,248,000.00	15,318,640.49
September 2014	59,963.24	13,058,471.59	13,118,434.83
October 2014	2,461.70	0.00	2,461.70
November 2014	90,182.33	20,000,000.00	20,090,182.33

Total Projected Cash Flows for Carrollton-Farmers Branch ISD	242,196.99	49,051,471.59	49,293,668.58
---	-------------------	----------------------	----------------------