



Investment Portfolio Summary

Carrollton-Farmers Branch ISD



For the Quarter Ended

February 28, 2014

Report Name

Certification Page
Executive Summary
Benchmark Comparison
Detail of Security Holdings
Change in Value
Earned Income
Investment Transactions
Amortization and Accretion
Projected Fixed Income Cash Flows

MARKET RECAP:

Winter weather has had a chilling effect on economic data for the last two months, and the coldest January since 1994 sent most of the major indicators into hibernation. The ISM manufacturing index kicked off the month by tumbling from 56.5 in December to an eight-month low of 51.3 in January. A few days later the January employment report revealed that only 113k new jobs were created, the second straight month of sub-par data after only 75k new jobs were added in December. The unemployment rate, calculated from a separate household survey, registered another decline, dropping to 6.6% as the two surveys have diverged in recent months. Retail sales were another victim of adverse weather conditions, falling 0.4% from a downwardly revised -0.1% in December. On a year-over-year basis, retail sales are growing a scant 2.6%, the slowest pace since late 2009. Existing home sales were also impacted by the weather, sliding 5.1% in January to a 4.62 million unit annual rate. New home sales, oddly enough, were quite brisk in January, unexpectedly jumping by 9.6% to a 468k unit annual rate, the highest since July 2008 and the most upbeat report of the month. Inflation indicators remain well contained with the consumer price index up just a tenth and running at 1.6% year-over-year. The month closed with a large downward revision to fourth quarter GDP as the initial 3.2% estimate was cut to 2.4%. Current forecasts for first quarter GDP are in a 1.0-1.5% range.

There was some good news buried in the snowy data. First, Congress passed a bill to suspend the debt ceiling through March 2015, eliminating any immediate threat of a government shut-down or confidence sapping political battle. Second, unrest in Ukraine has thus far not spilled over into other regions or had any discernable impact on U.S. financial markets. Third, despite the weakening economic data, market players have maintained an optimistic viewpoint, blaming the slowdown on the weather and fully expecting a bounce with the spring thaw. This has led to a recovery in stock prices. After hitting record highs to close 2013, the major U.S. equity markets retreated into early February with the Dow off more than 7% and the S&P 500 down nearly 6%. As February progressed, both indices recovered and the S&P 500 closed the month at a new record high. Meanwhile, monetary policy remains on course as the Fed has reiterated its intention to continue tapering its QE program by \$10 billion at every meeting unless there is a significant change in the economic outlook. With weather having such an impact on recent data, the Fed and the rest of us will likely be forced to wait a few months to get a clear read on the economy's underlying health.




For the Quarter Ended
February 28, 2014

This report is prepared for the **Carrollton-Farmers Branch ISD** (the "Entity") in accordance with Chapter 2256 of the Texas Public Funds Investment Act ("PFIA"). Section 2256.023(a) of the PFIA states that: "Not less than quarterly, the investment officer shall prepare and submit to the governing body of the entity a written report of the investment transactions for all funds covered by this chapter for the preceding reporting period." This report is signed by the Entity's investment officers and includes the disclosures required in the PFIA. To the extent possible, market prices have been obtained from independent pricing sources.

The investment portfolio complied with the PFIA and the Entity's approved Investment Policy and Strategy throughout the period. All investment transactions made in the portfolio during this period were made on behalf of the Entity and were made in full compliance with the PFIA and the approved Investment Policy.

Officer Names and Titles:

 Name: Tonya Tillman	Title: Chief Financial Officer
 Name: Mark Hyatt	Title: Associate Superintendent
 Name: Steven Franks	Title: Accounting Director
 Name: Scott Roderick	Title: Director of Financial Reporting

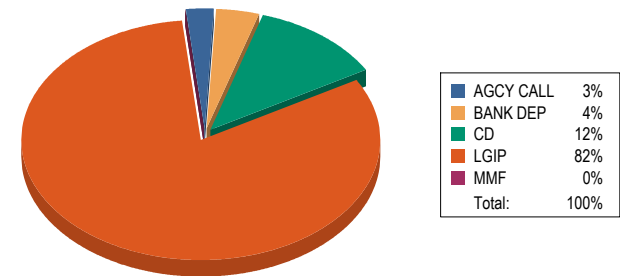
Account Summary

Allocation by Security Type

Beginning Values as of 11/30/13

Ending Values as of 02/28/14

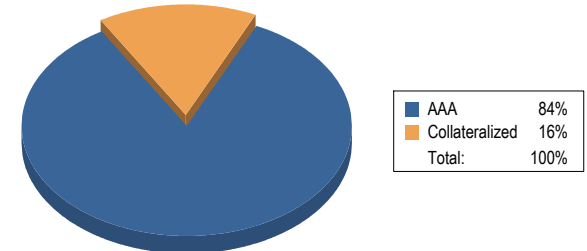
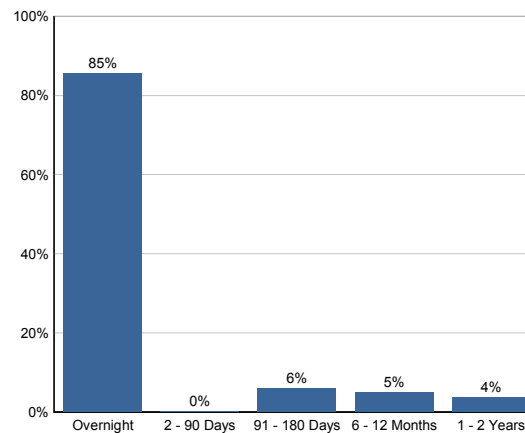
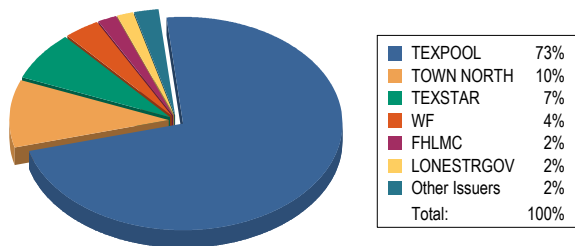
Par Value	197,568,577.11	272,554,596.57
Market Value	197,563,027.37	272,556,433.00
Book Value	197,568,577.11	272,552,271.60
Unrealized Gain / Loss	(5,549.74)	4,161.40
Market Value %	100.00%	100.00%
Weighted Avg. YTW	0.117%	0.097%
Weighted Avg. YTM	0.117%	0.097%



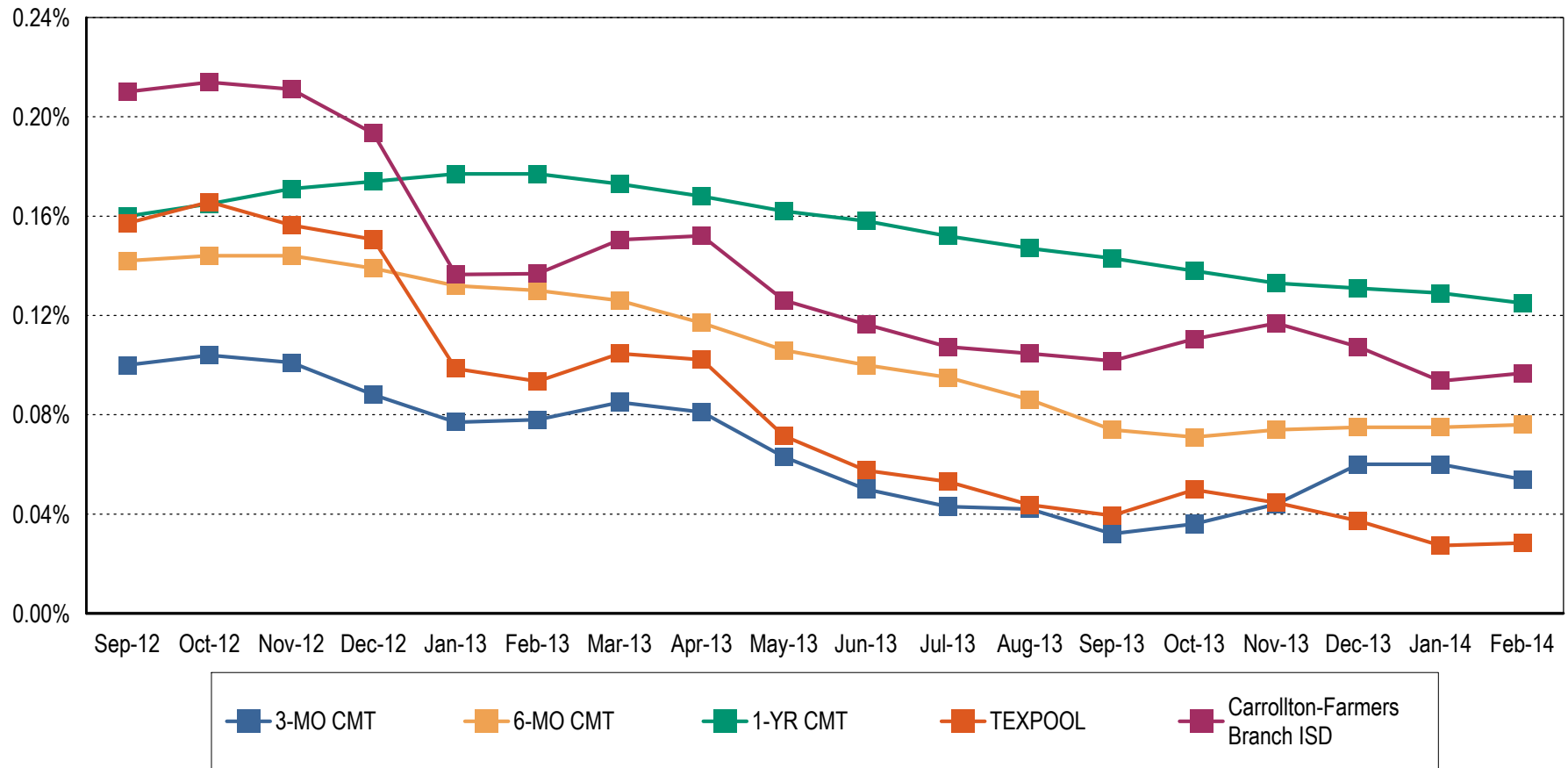
Allocation by Issuer

Maturity Distribution %

Credit Quality



Weighted Average Days to Maturity: 43



Note 1: CMT stands for Constant Maturity Treasury. This data is published in Federal Reserve Statistical Release H.15 and represents an average of all actively traded Treasury securities having that time remaining until maturity. This is a standard industry benchmark for Treasury securities. The CMT benchmarks are moving averages. The 3-month CMT is the daily average for the previous 3 months, the 6-month CMT is the daily average for the previous 6 months, and the 1-year and 2-year CMT's are the daily averages for the previous 12-months.

Note 2: Benchmark data for TexPool is the monthly average yield.



Carrollton-Farmers Branch ISD
Detail of Security Holdings
 As of 02/28/2014

CUSIP	Settle Date	Sec. Type	Sec. Description	CPN	Mty Date	Next Call	Call Type	Par Value	Purch Price	Orig Cost	Book Value	Mkt Price	Market Value	Days to Mty	Days to Call	YTM	YTW
Activity Fund																	
TEXPOOL		LGIP	TexPool					2,121,278.53	100.000	2,121,278.53	2,121,278.53	100.000	2,121,278.53	1		0.028	0.028
Total for Activity Fund								2,121,278.53	100.000	2,121,278.53	2,121,278.53	100.000	2,121,278.53	1		0.028	0.028
After The Bell																	
TEXPOOL		LGIP	TexPool					4,100,908.39	100.000	4,100,908.39	4,100,908.39	100.000	4,100,908.39	1		0.028	0.028
Total for After The Bell								4,100,908.39	100.000	4,100,908.39	4,100,908.39	100.000	4,100,908.39	1		0.028	0.028
Capital Projects 2008																	
TEXPOOL		LGIP	TexPool					691,460.07	100.000	691,460.07	691,460.07	100.000	691,460.07	1		0.028	0.028
Total for Capital Projects 2008								691,460.07	100.000	691,460.07	691,460.07	100.000	691,460.07	1		0.028	0.028
Capital Projects 2012																	
TEXPOOL		LGIP	TexPool					11,769,016.27	100.000	11,769,016.27	11,769,016.27	100.000	11,769,016.27	1		0.028	0.028
Total for Capital Projects 2012								11,769,016.27	100.000	11,769,016.27	11,769,016.27	100.000	11,769,016.27	1		0.028	0.028
Capital Projects 2013																	
TEXPOOL		LGIP	TexPool					25,537,129.65	100.000	25,537,129.65	25,537,129.65	100.000	25,537,129.65	1		0.028	0.028
Total for Capital Projects 2013								25,537,129.65	100.000	25,537,129.65	25,537,129.65	100.000	25,537,129.65	1		0.028	0.028
City of Irving TIF #1																	
TEXPOOL		LGIP	TexPool					20,130,906.67	100.000	20,130,906.67	20,130,906.67	100.000	20,130,906.67	1		0.028	0.028
CDAR-3894	08/22/13	CD-IAM	Town North Bk CD	0.450	08/21/14			15,000,000.00	100.000	15,000,000.00	15,000,000.00	100.000	15,000,000.00	174		0.450	0.450
Total for City of Irving TIF #1								35,130,906.67	100.000	35,130,906.67	35,130,906.67	100.000	35,130,906.67	75		0.208	0.208



Carrollton-Farmers Branch ISD
Detail of Security Holdings
 As of 02/28/2014

CUSIP	Settle Date	Sec. Type	Sec. Description	CPN	Mty Date	Next Call	Call Type	Par Value	Purch Price	Orig Cost	Book Value	Mkt Price	Market Value	Days to Mty	Days to Call	YTM	YTW
Debt Service																	
TEXPOOL		LGIP	TexPool					13,200,123.94	100.000	13,200,123.94	13,200,123.94	100.000	13,200,123.94	1		0.028	0.028
Total for Debt Service								13,200,123.94	100.000	13,200,123.94	13,200,123.94	100.000	13,200,123.94	1		0.028	0.028
Farmers Branch TIF #1																	
TEXPOOL		LGIP	TexPool					6,917,595.77	100.000	6,917,595.77	6,917,595.77	100.000	6,917,595.77	1		0.028	0.028
Total for Farmers Branch TIF #1								6,917,595.77	100.000	6,917,595.77	6,917,595.77	100.000	6,917,595.77	1		0.028	0.028
Farmers Branch TIF #2																	
TEXPOOL		LGIP	TexPool					126,261.39	100.000	126,261.39	126,261.39	100.000	126,261.39	1		0.028	0.028
Total for Farmers Branch TIF #2								126,261.39	100.000	126,261.39	126,261.39	100.000	126,261.39	1		0.028	0.028
Food Service																	
TEXPOOL		LGIP	TexPool					114,281.73	100.000	114,281.73	114,281.73	100.000	114,281.73	1		0.028	0.028
Total for Food Service								114,281.73	100.000	114,281.73	114,281.73	100.000	114,281.73	1		0.028	0.028
General Fund																	
LNSTGOV		LGIP	LoneStar Govt Overnight					5,000,182.58	100.000	5,000,182.58	5,000,182.58	100.000	5,000,182.58	1		0.030	0.030
TEXPOOL		LGIP	TexPool					108,009,114.24	100.000	108,009,114.24	108,009,114.24	100.000	108,009,114.24	1		0.028	0.028
TEXSTAR		LGIP	TexSTAR					20,091,853.28	100.000	20,091,853.28	20,091,853.28	100.000	20,091,853.28	1		0.032	0.032
WF-CFB		BANK DEP	Wells Fargo					10,019,034.24	100.000	10,019,034.24	10,019,034.24	100.000	10,019,034.24	1		0.210	0.210
CDAR-3731	09/12/13	CD-IAM	Town North Bk CDARS	0.450	09/11/14			13,058,471.59	100.000	13,058,471.59	13,058,471.59	100.000	13,058,471.59	195		0.450	0.450
3134G4QK7	01/08/14	AGCY CALL	FHLMC	0.350	12/31/15	03/31/14	QRTLY	5,000,000.00	99.942	4,997,100.00	4,997,315.35	100.020	5,001,000.00	671	31	0.379	0.379
3133EDE81	01/28/14	AGCY CALL	FFCB	0.420	01/28/16	04/28/14	CONT	2,000,000.00	100.000	2,000,000.00	2,000,000.00	100.010	2,000,200.00	699	59	0.420	0.420
Total for General Fund								163,178,655.93	99.998	163,175,755.93	163,175,971.28	100.001	163,179,855.93	46		0.089	0.089



Carrollton-Farmers Branch ISD
Detail of Security Holdings
 As of 02/28/2014

CUSIP	Settle Date	Sec. Type	Sec. Description	CPN	Mty Date	Next Call	Call Type	Par Value	Purch Price	Orig Cost	Book Value	Mkt Price	Market Value	Days to Mty	Days to Call	YTM	YTW
Workers Compensation																	
GTBXX-CFB		MMF	Dreyfus Treas Prime MMF					7,349.12	100.000	7,349.12	7,349.12	100.000	7,349.12	1		0.010	0.010
MS-CFB		BANK DEP	Morgan Stanley Bk					0.27	100.000	0.27	0.27	100.000	0.27	1		0.020	0.020
TEXPOOL		LGIP	TexPool					4,985,593.33	100.000	4,985,593.33	4,985,593.33	100.000	4,985,593.33	1		0.028	0.028
TNB-SVGS		BANK DEP	Town North Bk Svgs					200,035.51	100.000	200,035.51	200,035.51	100.000	200,035.51	1		0.080	0.080
316777LJ8	04/24/13	CD-IAM	Fifth Third Bk CD	0.400	04/24/14			249,000.00	100.000	249,000.00	249,000.00	100.000	249,000.00	55		0.400	0.400
38143AUL7	01/17/14	CD	Goldman Sachs CD	0.800	06/13/14			248,000.00	100.205	248,508.40	248,359.68	100.130	248,322.40	105		0.293	0.293
20701PAW4	12/17/12	CD	Conestoga Bk CD	0.450	06/17/14			249,000.00	100.000	249,000.00	249,000.00	100.031	249,077.94	109		0.450	0.450
32112EDU8	06/28/13	CD	First Nat'l Bk CD	0.250	06/27/14			248,000.00	100.000	248,000.00	248,000.00	99.953	247,883.69	119		0.250	0.250
02005QP31	08/01/12	CD	Ally Bk CD	0.950	08/01/14			248,000.00	100.000	248,000.00	248,000.00	100.203	248,503.69	154		0.950	0.950
07203QBR2	12/12/12	CD	Bay Cities Bk CD	0.500	12/12/14			249,000.00	100.000	249,000.00	249,000.00	100.313	249,778.13	287		0.500	0.500
57116AGN2	07/17/13	CD	Marlin Business Bk CD	0.400	01/20/15			249,000.00	100.000	249,000.00	249,000.00	99.953	248,883.22	326		0.400	0.400
05568P3Q8	06/28/13	CD	BMW Bk CD	0.750	06/29/15			248,000.00	100.000	248,000.00	248,000.00	99.859	247,651.31	486		0.750	0.750
254671RL6	07/03/13	CD	Discover Bk CD	0.700	07/06/15			248,000.00	100.000	248,000.00	248,000.00	99.969	247,922.62	493		0.700	0.700
8595317H2	07/03/13	CD	Sterling Svgs Bk CD	0.650	07/06/15			248,000.00	100.000	248,000.00	248,000.00	99.906	247,767.62	493		0.650	0.650
149159HZ1	07/26/13	CD	Cathay Bk CD	0.550	07/27/15			249,000.00	100.000	249,000.00	249,000.00	100.094	249,233.56	514		0.550	0.550
39120VRD8	08/14/13	CD	Great Southern Bk CD	0.600	08/14/15			248,000.00	100.000	248,000.00	248,000.00	99.969	247,922.62	532		0.600	0.600
411394AM1	08/21/13	CD	Happy State Bk CD	0.500	08/21/15			248,000.00	100.000	248,000.00	248,000.00	99.938	247,845.00	539		0.500	0.500
53022QDB8	08/23/13	CD	Liberty Bk CD	0.700	08/24/15			249,000.00	100.000	249,000.00	249,000.00	99.922	248,805.53	542		0.700	0.700
892094CH4	09/27/13	CD	Town Bk CD	0.650	09/28/15			249,000.00	100.000	249,000.00	249,000.00	100.078	249,194.47	577		0.650	0.650
49306SSS6	10/09/13	CD	Key Bk CD	0.600	10/09/15			249,000.00	100.000	249,000.00	249,000.00	100.031	249,077.94	588		0.600	0.600
872278CB0	12/18/13	CD	TCF Bk CD	0.550	12/18/15			249,000.00	100.000	249,000.00	249,000.00	99.906	248,766.69	658		0.550	0.550
508176CF9	01/29/14	CD	Lake City Bk CD	0.550	01/29/16			249,000.00	100.000	249,000.00	249,000.00	100.000	249,000.00	700		0.550	0.550
Total for Workers Compensation								9,666,978.23	100.005	9,667,486.63	9,667,337.91	100.007	9,667,614.66	188		0.274	0.274
Total for Carrollton-Farmers Branch ISD								272,554,596.57	99.999	272,552,204.97	272,552,271.60	100.001	272,556,433.00	44		0.097	0.097



Carrollton-Farmers Branch ISD
Change in Value
 From 11/30/2013 to 02/28/2014

CUSIP	Security Type	Security Description	11/30/13 Book Value	Cost of Purchases	Maturities / Calls / Sales	Amortization / Accretion	Realized Gain/(Loss)	02/28/14 Book Value	11/30/13 Market Value	02/28/14 Market Value	Change in Mkt Value
Activity Fund											
B OF A	BANK DEP	Bank of America	184,126.77	0.00	(184,126.77)	0.00	0.00	0.00	184,126.77	0.00	(184,126.77)
TEXPOOL	LGIP	TexPool	2,171,113.10	118.89	(49,953.46)	0.00	0.00	2,121,278.53	2,171,113.10	2,121,278.53	(49,834.57)
Total for Activity Fund			2,355,239.87	118.89	(234,080.23)	0.00	0.00	2,121,278.53	2,355,239.87	2,121,278.53	(233,961.34)
After The Bell											
B OF A	BANK DEP	Bank of America	173,262.97	0.00	(173,262.97)	0.00	0.00	0.00	173,262.97	0.00	(173,262.97)
TEXPOOL	LGIP	TexPool	3,900,608.52	200,299.87	0.00	0.00	0.00	4,100,908.39	3,900,608.52	4,100,908.39	200,299.87
Total for After The Bell			4,073,871.49	200,299.87	(173,262.97)	0.00	0.00	4,100,908.39	4,073,871.49	4,100,908.39	27,036.90
Capital Projects 2006											
B OF A	BANK DEP	Bank of America	0.00	0.00	0.00	0.00	0.00	0.00	0.00	0.00	0.00
TEXPOOL	LGIP	TexPool	0.00	0.00	0.00	0.00	0.00	0.00	0.00	0.00	0.00
Total for Capital Projects 2006			0.00	0.00	0.00	0.00	0.00	0.00	0.00	0.00	0.00
Capital Projects 2007											
B OF A	BANK DEP	Bank of America	0.00	0.00	0.00	0.00	0.00	0.00	0.00	0.00	0.00
TEXPOOL	LGIP	TexPool	0.00	0.00	0.00	0.00	0.00	0.00	0.00	0.00	0.00
Total for Capital Projects 2007			0.00	0.00	0.00	0.00	0.00	0.00	0.00	0.00	0.00
Capital Projects 2008											
B OF A	BANK DEP	Bank of America	1,000.64	0.00	(1,000.64)	0.00	0.00	0.00	1,000.64	0.00	(1,000.64)
TEXPOOL	LGIP	TexPool	1,092,923.12	15.03	(401,478.08)	0.00	0.00	691,460.07	1,092,923.12	691,460.07	(401,463.05)
Total for Capital Projects 2008			1,093,923.76	15.03	(402,478.72)	0.00	0.00	691,460.07	1,093,923.76	691,460.07	(402,463.69)



Carrollton-Farmers Branch ISD
Change in Value
 From 11/30/2013 to 02/28/2014

CUSIP	Security Type	Security Description	11/30/13 Book Value	Cost of Purchases	Maturities / Calls / Sales	Amortization / Accretion	Realized Gain/(Loss)	02/28/14 Book Value	11/30/13 Market Value	02/28/14 Market Value	Change in Mkt Value
Capital Projects 2012											
B OF A	BANK DEP	Bank of America	1,015.40	0.00	(1,015.40)	0.00	0.00	0.00	1,015.40	0.00	(1,015.40)
TEXPOOL	LGIP	TexPool	16,618,752.32	0.00	(4,849,736.05)	0.00	0.00	11,769,016.27	16,618,752.32	11,769,016.27	(4,849,736.05)
Total for Capital Projects 2012			16,619,767.72	0.00	(4,850,751.45)	0.00	0.00	11,769,016.27	16,619,767.72	11,769,016.27	(4,850,751.45)
Capital Projects 2013											
B OF A	BANK DEP	Bank of America	5,436.65	0.00	(5,436.65)	0.00	0.00	0.00	5,436.65	0.00	(5,436.65)
TEXPOOL	LGIP	TexPool	25,873,323.15	0.00	(336,193.50)	0.00	0.00	25,537,129.65	25,873,323.15	25,537,129.65	(336,193.50)
Total for Capital Projects 2013			25,878,759.80	0.00	(341,630.15)	0.00	0.00	25,537,129.65	25,878,759.80	25,537,129.65	(341,630.15)
City of Irving TIF #1											
TEXPOOL	LGIP	TexPool	20,129,366.60	1,540.07	0.00	0.00	0.00	20,130,906.67	20,129,366.60	20,130,906.67	1,540.07
TNB-SVGS	BANK DEP	Town North Bk Svgs	0.00	0.00	0.00	0.00	0.00	0.00	0.00	0.00	0.00
CDAR-3894	CD-IAM	Town North Bk CD 0.450 08/21/14	15,000,000.00	0.00	0.00	0.00	0.00	15,000,000.00	15,000,000.00	15,000,000.00	0.00
Total for City of Irving TIF #1			35,129,366.60	1,540.07	0.00	0.00	0.00	35,130,906.67	35,129,366.60	35,130,906.67	1,540.07
Clearing											
B OF A	BANK DEP	Bank of America	135,752.57	0.00	(135,752.57)	0.00	0.00	0.00	135,752.57	0.00	(135,752.57)
Total for Clearing			135,752.57	0.00	(135,752.57)	0.00	0.00	0.00	135,752.57	0.00	(135,752.57)
Credit Card Clearing Account											
B OF A	BANK DEP	Bank of America	33,186.73	0.00	(33,186.73)	0.00	0.00	0.00	33,186.73	0.00	(33,186.73)
Total for Credit Card Clearing Account			33,186.73	0.00	(33,186.73)	0.00	0.00	0.00	33,186.73	0.00	(33,186.73)



Carrollton-Farmers Branch ISD
Change in Value
 From 11/30/2013 to 02/28/2014

CUSIP	Security Type	Security Description	11/30/13 Book Value	Cost of Purchases	Maturities / Calls / Sales	Amortization / Accretion	Realized Gain/(Loss)	02/28/14 Book Value	11/30/13 Market Value	02/28/14 Market Value	Change in Mkt Value
Debt Service											
B OF A	BANK DEP	Bank of America	98,622.31	0.00	(98,622.31)	0.00	0.00	0.00	98,622.31	0.00	(98,622.31)
TEXPOOL	LGIP	TexPool	10,639,276.89	31,351,144.88	(28,790,297.83)	0.00	0.00	13,200,123.94	10,639,276.89	13,200,123.94	2,560,847.05
Total for Debt Service			10,737,899.20	31,351,144.88	(28,888,920.14)	0.00	0.00	13,200,123.94	10,737,899.20	13,200,123.94	2,462,224.74
Escrow											
B OF A	BANK DEP	Bank of America	10,117.53	0.00	(10,117.53)	0.00	0.00	0.00	10,117.53	0.00	(10,117.53)
Total for Escrow			10,117.53	0.00	(10,117.53)	0.00	0.00	0.00	10,117.53	0.00	(10,117.53)
Farmers Branch TIF #1											
TEXPOOL	LGIP	TexPool	6,917,066.54	529.23	0.00	0.00	0.00	6,917,595.77	6,917,066.54	6,917,595.77	529.23
Total for Farmers Branch TIF #1			6,917,066.54	529.23	0.00	0.00	0.00	6,917,595.77	6,917,066.54	6,917,595.77	529.23
Farmers Branch TIF #2											
TEXPOOL	LGIP	TexPool	126,251.74	9.65	0.00	0.00	0.00	126,261.39	126,251.74	126,261.39	9.65
Total for Farmers Branch TIF #2			126,251.74	9.65	0.00	0.00	0.00	126,261.39	126,251.74	126,261.39	9.65
Federal Funds											
BA-NOINT	BANK DEP	Bank of America	121,932.88	0.00	(121,932.88)	0.00	0.00	0.00	121,932.88	0.00	(121,932.88)
Total for Federal Funds			121,932.88	0.00	(121,932.88)	0.00	0.00	0.00	121,932.88	0.00	(121,932.88)
Food Service											
BA-NOINT	BANK DEP	Bank of America	60,449.82	0.00	(60,449.82)	0.00	0.00	0.00	60,449.82	0.00	(60,449.82)
TEXPOOL	LGIP	TexPool	1,635.27	113,625.70	(979.24)	0.00	0.00	114,281.73	1,635.27	114,281.73	112,646.46
Total for Food Service			62,085.09	113,625.70	(61,429.06)	0.00	0.00	114,281.73	62,085.09	114,281.73	52,196.64



Carrollton-Farmers Branch ISD
Change in Value
 From 11/30/2013 to 02/28/2014

CUSIP	Security Type	Security Description	11/30/13 Book Value	Cost of Purchases	Maturities / Calls / Sales	Amortization / Accretion	Realized Gain/(Loss)	02/28/14 Book Value	11/30/13 Market Value	02/28/14 Market Value	Change in Mkt Value
General Fund											
B OF A	BANK DEP	Bank of America	3,092,308.84	0.00	(3,092,308.84)	0.00	0.00	0.00	3,092,308.84	0.00	(3,092,308.84)
LNSTGOV	LGIP	LoneStar Govt Overnight	0.00	5,000,182.60	0.00	0.00	0.00	5,000,182.58	0.00	5,000,182.58	5,000,182.58
MS-CFB	BANK DEP	Morgan Stanley Bk	0.00	0.02	0.00	0.00	0.00	0.00	0.00	0.00	0.00
TEXPOOL	LGIP	TexPool	40,321,662.21	67,687,452.03	0.00	0.00	0.00	108,009,114.24	40,321,662.21	108,009,114.24	67,687,452.03
TEXSTAR	LGIP	TexSTAR	20,090,238.01	1,615.27	0.00	0.00	0.00	20,091,853.28	20,090,238.01	20,091,853.28	1,615.27
WF-CFB	BANK DEP	Wells Fargo	5,015,563.82	5,003,470.42	0.00	0.00	0.00	10,019,034.24	5,015,563.82	10,019,034.24	5,003,470.42
CDAR-3731	CD-IAM	Town North Bk CDARS 0.450 09/11/14	13,058,471.59	0.00	0.00	0.00	0.00	13,058,471.59	13,058,471.59	13,058,471.59	0.00
3134G4QK7	AGCY CALL	FHLMC 0.350 12/31/15	0.00	4,997,100.00	0.00	215.35	0.00	4,997,315.35	0.00	5,001,000.00	5,001,000.00
3133EDE81	AGCY CALL	FFCB 0.420 01/28/16	0.00	2,000,000.00	0.00	0.00	0.00	2,000,000.00	0.00	2,000,200.00	2,000,200.00
Total for General Fund			81,578,244.47	84,689,820.34	(3,092,308.84)	215.35	0.00	163,175,971.28	81,578,244.47	163,179,855.93	81,601,611.46
Payroll											
B OF A	BANK DEP	Bank of America	2,536,980.16	0.00	(2,536,980.16)	0.00	0.00	0.00	2,536,980.16	0.00	(2,536,980.16)
Total for Payroll			2,536,980.16	0.00	(2,536,980.16)	0.00	0.00	0.00	2,536,980.16	0.00	(2,536,980.16)
Section 125 Reimbursement Fund											
B OF A	BANK DEP	Bank of America	248,064.16	0.00	(248,064.16)	0.00	0.00	0.00	248,064.16	0.00	(248,064.16)
Total for Section 125 Reimbursement Fund			248,064.16	0.00	(248,064.16)	0.00	0.00	0.00	248,064.16	0.00	(248,064.16)



Carrollton-Farmers Branch ISD
Change in Value
 From 11/30/2013 to 02/28/2014

CUSIP	Security Type	Security Description	11/30/13 Book Value	Cost of Purchases	Maturities / Calls / Sales	Amortization / Accretion	Realized Gain/(Loss)	02/28/14 Book Value	11/30/13 Market Value	02/28/14 Market Value	Change in Mkt Value
Workers Compensation											
B OF A	BANK DEP	Bank of America	134,645.31	0.00	(134,645.31)	0.00	0.00	0.00	134,645.31	0.00	(134,645.31)
CASH-INT	BANK DEP	Cash	0.00	0.00	0.00	0.00	0.00	0.00	0.00	0.00	0.00
GTBXX-CFB	MMF	Dreyfus Treas Prime MMF	14,233.53	5,956.70	(12,841.11)	0.00	0.00	7,349.12	14,233.53	7,349.12	(6,884.41)
MS-CFB	BANK DEP	Morgan Stanley Bk	0.00	0.29	0.00	0.00	0.00	0.27	0.00	0.27	0.27
TEXPOOL	LGIP	TexPool	5,784,187.96	108.41	(798,703.04)	0.00	0.00	4,985,593.33	5,784,187.96	4,985,593.33	(798,594.63)
TNB-SVGS	BANK DEP	Town North Bk Svgs	0.00	200,035.53	0.00	0.00	0.00	200,035.51	0.00	200,035.51	200,035.51
332135EZ1	CD	First Nat'l Bk CD 0.500 01/10/14	249,000.00	0.00	(249,000.00)	0.00	0.00	0.00	249,000.00	0.00	(249,000.00)
316777LJ8	CD-IAM	Fifth Third Bk CD 0.400 04/24/14	249,000.00	0.00	0.00	0.00	0.00	249,000.00	248,883.22	249,000.00	116.78
38143AUL7	CD	Goldman Sachs CD 0.800 06/13/14	0.00	248,508.40	0.00	(148.72)	0.00	248,359.68	0.00	248,322.40	248,322.40
20701PAW4	CD	Conestoga Bk CD 0.450 06/17/14	249,000.00	0.00	0.00	0.00	0.00	249,000.00	249,000.00	249,077.94	77.94
32112EDU8	CD	First Nat'l Bk CD 0.250 06/27/14	248,000.00	0.00	0.00	0.00	0.00	248,000.00	247,651.31	247,883.69	232.38
02005QP31	CD	Ally Bk CD 0.950 08/01/14	248,000.00	0.00	0.00	0.00	0.00	248,000.00	248,620.00	248,503.69	(116.31)
07203QBR2	CD	Bay Cities Bk CD 0.500 12/12/14	249,000.00	0.00	0.00	0.00	0.00	249,000.00	249,661.34	249,778.13	116.79
57116AGN2	CD	Marlin Business Bk CD 0.400 01/20/15	249,000.00	0.00	0.00	0.00	0.00	249,000.00	248,494.28	248,883.22	388.94
05568P3Q8	CD	BMW Bk CD 0.750 06/29/15	248,000.00	0.00	0.00	0.00	0.00	248,000.00	247,147.62	247,651.31	503.69
254671RL6	CD	Discover Bk CD 0.700 07/06/15	248,000.00	0.00	0.00	0.00	0.00	248,000.00	247,457.62	247,922.62	465.00
8595317H2	CD	Sterling Svgs Bk CD 0.650 07/06/15	248,000.00	0.00	0.00	0.00	0.00	248,000.00	247,263.69	247,767.62	503.93
149159HZ1	CD	Cathay Bk CD 0.550 07/27/15	249,000.00	0.00	0.00	0.00	0.00	249,000.00	248,727.59	249,233.56	505.97
39120VRD8	CD	Great Southern Bk CD 0.600 08/14/15	248,000.00	0.00	0.00	0.00	0.00	248,000.00	247,341.31	247,922.62	581.31
411394AM1	CD	Happy State Bk CD 0.500 08/21/15	248,000.00	0.00	0.00	0.00	0.00	248,000.00	247,186.31	247,845.00	658.69
53022QDB8	CD	Liberty Bk CD 0.700 08/24/15	249,000.00	0.00	0.00	0.00	0.00	249,000.00	248,183.03	248,805.53	622.50
892094CH4	CD	Town Bk CD 0.650 09/28/15	249,000.00	0.00	0.00	0.00	0.00	249,000.00	248,494.28	249,194.47	700.19
49306SSS6	CD	Key Bk CD 0.600 10/09/15	249,000.00	0.00	0.00	0.00	0.00	249,000.00	248,338.66	249,077.94	739.28
872278CB0	CD	TCF Bk CD 0.550 12/18/15	0.00	249,000.00	0.00	0.00	0.00	249,000.00	0.00	248,766.69	248,766.69
508176CF9	CD	Lake City Bk CD 0.550 01/29/16	0.00	249,000.00	0.00	0.00	0.00	249,000.00	0.00	249,000.00	249,000.00
Total for Workers Compensation			9,910,066.80	952,609.33	(1,195,189.46)	(148.72)	0.00	9,667,337.91	9,904,517.06	9,667,614.66	(236,902.40)
Total for Carrollton-Farmers Branch ISD			197,568,577.11	117,309,712.99	(42,326,085.05)	66.63	0.00	272,552,271.60	197,563,027.37	272,556,433.00	74,993,405.63



Carrollton-Farmers Branch ISD

Earned Income

From 11/30/2013 to 02/28/2014

CUSIP	Security Type	Security Description	Beg. Accrued	Interest Earned	Interest Rec'd / Sold / Matured	Interest Purchased	Ending Accrued	Disc Accr / Prem Amort	Net Income
Activity Fund									
TEXPOOL	LGIP	TexPool	0.00	165.43	165.43	0.00	0.00	0.00	165.43
Total for Activity Fund			0.00	165.43	165.43	0.00	0.00	0.00	165.43
After The Bell									
TEXPOOL	LGIP	TexPool	0.00	299.87	299.87	0.00	0.00	0.00	299.87
Total for After The Bell			0.00	299.87	299.87	0.00	0.00	0.00	299.87
Capital Projects 2006									
Total for Capital Projects 2006			0.00	0.00	0.00	0.00	0.00	0.00	0.00
Capital Projects 2007									
Total for Capital Projects 2007			0.00	0.00	0.00	0.00	0.00	0.00	0.00
Capital Projects 2008									
TEXPOOL	LGIP	TexPool	0.00	64.25	64.25	0.00	0.00	0.00	64.25
Total for Capital Projects 2008			0.00	64.25	64.25	0.00	0.00	0.00	64.25
Capital Projects 2012									
TEXPOOL	LGIP	TexPool	0.00	1,103.40	1,103.40	0.00	0.00	0.00	1,103.40
Total for Capital Projects 2012			0.00	1,103.40	1,103.40	0.00	0.00	0.00	1,103.40



Carrollton-Farmers Branch ISD

Earned Income

From 11/30/2013 to 02/28/2014

CUSIP	Security Type	Security Description	Beg. Accrued	Interest Earned	Interest Rec'd / Sold / Matured	Interest Purchased	Ending Accrued	Disc Accr / Prem Amort	Net Income
Capital Projects 2013									
TEXPOOL	LGIP	TexPool	0.00	1,969.85	1,969.85	0.00	0.00	0.00	1,969.85
Total for Capital Projects 2013			0.00	1,969.85	1,969.85	0.00	0.00	0.00	1,969.85
City of Irving TIF #1									
TEXPOOL	LGIP	TexPool	0.00	1,540.07	1,540.07	0.00	0.00	0.00	1,540.07
CDAR-3894	CD-IAM	Town North Bk CD 0.450 08/21/14	18,678.08	16,643.84	0.00	0.00	35,321.92	0.00	16,643.84
Total for City of Irving TIF #1			18,678.08	18,183.91	1,540.07	0.00	35,321.92	0.00	18,183.91
Clearing									
Total for Clearing			0.00	0.00	0.00	0.00	0.00	0.00	0.00
Credit Card Clearing Account									
Total for Credit Card Clearing Account			0.00	0.00	0.00	0.00	0.00	0.00	0.00
Debt Service									
TEXPOOL	LGIP	TexPool	0.00	1,707.62	1,707.62	0.00	0.00	0.00	1,707.62
Total for Debt Service			0.00	1,707.62	1,707.62	0.00	0.00	0.00	1,707.62
Escrow									
Total for Escrow			0.00	0.00	0.00	0.00	0.00	0.00	0.00



Carrollton-Farmers Branch ISD

Earned Income

From 11/30/2013 to 02/28/2014

CUSIP	Security Type	Security Description	Beg. Accrued	Interest Earned	Interest Rec'd / Sold / Matured	Interest Purchased	Ending Accrued	Disc Accr / Prem Amort	Net Income
Farmers Branch TIF #1									
TEXPOOL	LGIP	TexPool	0.00	529.23	529.23	0.00	0.00	0.00	529.23
Total for Farmers Branch TIF #1			0.00	529.23	529.23	0.00	0.00	0.00	529.23
Farmers Branch TIF #2									
TEXPOOL	LGIP	TexPool	0.00	9.65	9.65	0.00	0.00	0.00	9.65
Total for Farmers Branch TIF #2			0.00	9.65	9.65	0.00	0.00	0.00	9.65
Federal Funds									
Total for Federal Funds			0.00	0.00	0.00	0.00	0.00	0.00	0.00
Food Service									
TEXPOOL	LGIP	TexPool	0.00	1.92	1.92	0.00	0.00	0.00	1.92
Total for Food Service			0.00	1.92	1.92	0.00	0.00	0.00	1.92
General Fund									
LNSTGOV	LGIP	LoneStar Govt Overnight	0.00	182.58	182.58	0.00	0.00	0.00	182.58
TEXPOOL	LGIP	TexPool	0.00	5,292.79	5,292.79	0.00	0.00	0.00	5,292.79
TEXSTAR	LGIP	TexSTAR	0.00	1,615.27	1,615.27	0.00	0.00	0.00	1,615.27
WF-CFB	BANK DEP	Wells Fargo	0.00	3,470.42	3,470.42	0.00	0.00	0.00	3,470.42
CDAR-3731	CD-IAM	Town North Bk CDARS 0.450 09/11/14	12,879.59	14,489.54	0.00	0.00	27,369.13	0.00	14,489.54
3134G4QK7	AGCY CALL	FHLMC 0.350 12/31/15	0.00	2,576.39	0.00	(388.89)	2,965.28	215.35	2,791.74
3133EDE81	AGCY CALL	FFCB 0.420 01/28/16	0.00	770.00	0.00	0.00	770.00	0.00	770.00
Total for General Fund			12,879.59	28,396.99	10,561.06	(388.89)	31,104.41	215.35	28,612.34



Carrollton-Farmers Branch ISD

Earned Income

From 11/30/2013 to 02/28/2014

CUSIP	Security Type	Security Description	Beg. Accrued	Interest Earned	Interest Rec'd / Sold / Matured	Interest Purchased	Ending Accrued	Disc Accr / Prem Amort	Net Income
Payroll									
Total for Payroll			0.00	0.00	0.00	0.00	0.00	0.00	0.00
Section 125 Reimbursement Fund									
Total for Section 125 Reimbursement Fund			0.00	0.00	0.00	0.00	0.00	0.00	0.00
Workers Compensation									
MS-CFB	BANK DEP	Morgan Stanley Bk	0.00	0.27	0.27	0.00	0.00	0.00	0.27
TEXPOOL	LGIP	TexPool	0.00	405.37	405.37	0.00	0.00	0.00	405.37
TNB-SVGS	BANK DEP	Town North Bk Svgs	0.00	35.51	35.51	0.00	0.00	0.00	35.51
332135EZ1	CD	First Nat'l Bk CD 0.500 01/10/14	177.37	136.44	313.81	0.00	0.00	0.00	136.44
316777LJ8	CD-IAM	Fifth Third Bk CD 0.400 04/24/14	603.06	245.59	0.00	0.00	848.65	0.00	245.59
38143AUL7	CD	Goldman Sachs CD 0.800 06/13/14	0.00	233.73	0.00	(190.25)	423.98	(148.72)	85.01
20701PAW4	CD	Conestoga Bk CD 0.450 06/17/14	42.98	276.30	282.44	0.00	36.84	0.00	276.30
32112EDU8	CD	First Nat'l Bk CD 0.250 06/27/14	6.79	152.89	156.28	0.00	3.40	0.00	152.89
02005QP31	CD	Ally Bk CD 0.950 08/01/14	787.48	580.93	1,187.68	0.00	180.73	0.00	580.93
07203QBR2	CD	Bay Cities Bk CD 0.500 12/12/14	64.81	306.99	313.81	0.00	57.99	0.00	306.99
57116AGN2	CD	Marlin Business Bk CD 0.400 01/20/15	373.84	245.59	502.09	0.00	117.34	0.00	245.59
05568P3Q8	CD	BMW Bk CD 0.750 06/29/15	789.86	458.64	932.55	0.00	315.95	0.00	458.64
254671RL6	CD	Discover Bk CD 0.700 07/06/15	718.18	428.05	875.13	0.00	271.10	0.00	428.05
8595317H2	CD	Sterling Svgs Bk CD 0.650 07/06/15	666.88	397.48	812.62	0.00	251.74	0.00	397.48
149159HZ1	CD	Cathay Bk CD 0.550 07/27/15	18.76	337.68	345.18	0.00	11.26	0.00	337.68
39120VRD8	CD	Great Southern Bk CD 0.600 08/14/15	444.36	366.91	750.12	0.00	61.15	0.00	366.91
411394AM1	CD	Happy State Bk CD 0.500 08/21/15	33.97	305.77	312.56	0.00	27.18	0.00	305.77
53022QDB8	CD	Liberty Bk CD 0.700 08/24/15	472.76	429.78	878.66	0.00	23.88	0.00	429.78
892094CH4	CD	Town Bk CD 0.650 09/28/15	283.79	399.08	0.00	0.00	682.87	0.00	399.08
49306SSS6	CD	Key Bk CD 0.600 10/09/15	216.94	368.38	0.00	0.00	585.32	0.00	368.38
872278CB0	CD	TCF Bk CD 0.550 12/18/15	0.00	273.90	0.00	0.00	273.90	0.00	273.90
508176CF9	CD	Lake City Bk CD 0.550 01/29/16	0.00	116.31	0.00	0.00	116.31	0.00	116.31
Total for Workers Compensation			5,701.83	6,501.59	8,104.08	(190.25)	4,289.59	(148.72)	6,352.87



Carrollton-Farmers Branch ISD

Earned Income

From 11/30/2013 to 02/28/2014

CUSIP	Security Type	Security Description	Beg. Accrued	Interest Earned	Interest Rec'd / Sold / Matured	Interest Purchased	Ending Accrued	Disc Accr / Prem Amort	Net Income
Total for Carrollton-Farmers Branch ISD			37,259.50	58,933.71	26,056.43	(579.14)	70,715.92	66.63	59,000.34



Carrollton-Farmers Branch ISD
Investment Transactions
 From 12/01/2013 to 02/28/2014

Trade Date	Settle Date	CUSIP	Security Type	Security Description	Coupon	Mty Date	Call Date	Par Value	Price	Principal Amount	Int Purchased / Received	Total Amount	Realized Gain / Loss	YTM	YTW
General Fund															
Purchases															
01/07/14	01/08/14	3134G4QK7	AGCY CALL	FHLMC	0.350	12/31/15	03/31/14	5,000,000.00	99.942	4,997,100.00	388.89	4,997,488.89		0.379	0.379
01/22/14	01/28/14	3133EDE81	AGCY CALL	FFCB	0.420	01/28/16	04/28/14	2,000,000.00	100.000	2,000,000.00	0.00	2,000,000.00		0.420	0.420
Total for: Purchases								7,000,000.00		6,997,100.00	388.89	6,997,488.89		0.391	0.391
Workers Compensation															
Maturities															
01/10/14	01/10/14	332135EZ1	CD	First Nat'l Bk CD	0.500	01/10/14		249,000.00	100.000	249,000.00	0.00	249,000.00		0.500	
Total for: Maturities								249,000.00		249,000.00	0.00	249,000.00		0.500	
Purchases															
12/18/13	12/18/13	872278CB0	CD	TCF Bk CD	0.550	12/18/15		249,000.00	100.000	249,000.00	0.00	249,000.00		0.550	0.550
01/14/14	01/17/14	38143AUL7	CD	Goldman Sachs CD	0.800	06/13/14		248,000.00	100.205	248,508.40	190.25	248,698.65		0.293	0.293
01/29/14	01/29/14	508176CF9	CD	Lake City Bk CD	0.550	01/29/16		249,000.00	100.000	249,000.00	0.00	249,000.00		0.550	0.550
Total for: Purchases								746,000.00		746,508.40	190.25	746,698.65		0.465	0.465
Income Payments															
12/12/13	12/12/13	07203QBR2	CD	Bay Cities Bk CD	0.500	12/12/14				0.00	102.33	102.33			
12/17/13	12/17/13	20701PAW4	CD	Conestoga Bk CD	0.450	06/17/14				0.00	92.10	92.10			
12/23/13	12/21/13	411394AM1	CD	Happy State Bk CD	0.500	08/21/15				0.00	101.92	101.92			
12/26/13	12/26/13	149159HZ1	CD	Cathay Bk CD	0.550	07/27/15				0.00	112.56	112.56			
12/30/13	12/29/13	05568P3Q8	CD	BMW Bk CD	0.750	06/29/15				0.00	932.55	932.55			
12/30/13	12/27/13	32112EDU8	CD	First Nat'l Bk CD	0.250	06/27/14				0.00	50.96	50.96			
01/03/14	01/03/14	8595317H2	CD	Sterling Svgs Bk CD	0.650	07/06/15				0.00	812.62	812.62			
01/03/14	01/03/14	254671RL6	CD	Discover Bk CD	0.700	07/06/15				0.00	875.13	875.13			
01/10/14	01/10/14	332135EZ1	CD	First Nat'l Bk CD	0.500	01/10/14				0.00	313.81	313.81			
01/13/14	01/12/14	07203QBR2	CD	Bay Cities Bk CD	0.500	12/12/14				0.00	105.74	105.74			
01/17/14	01/17/14	57116AGN2	CD	Marlin Business Bk CD	0.400	01/20/15				0.00	502.09	502.09			
01/17/14	01/17/14	20701PAW4	CD	Conestoga Bk CD	0.450	06/17/14				0.00	95.17	95.17			



Carrollton-Farmers Branch ISD
Investment Transactions
 From 12/01/2013 to 02/28/2014

Trade Date	Settle Date	CUSIP	Security Type	Security Description	Coupon	Mty Date	Call Date	Par Value	Price	Principal Amount	Int Purchased / Received	Total Amount	Realized Gain / Loss	YTM	YTW
Workers Compensation															
Income Payments															
01/21/14	01/21/14	411394AM1	CD	Happy State Bk CD	0.500	08/21/15				0.00	105.32	105.32			
01/27/14	01/26/14	149159HZ1	CD	Cathay Bk CD	0.550	07/27/15				0.00	114.12	114.12			
01/27/14	01/26/14	149159HZ1	CD	Cathay Bk CD	0.550	07/27/15				0.00	(114.12)	(114.12)			
01/27/14	01/26/14	149159HZ1	CD	Cathay Bk CD	0.550	07/27/15				0.00	116.31	116.31			
01/28/14	01/27/14	32112EDU8	CD	First Nat'l Bk CD	0.250	06/27/14				0.00	52.66	52.66			
02/03/14	02/01/14	02005QP31	CD	Ally Bk CD	0.950	08/01/14				0.00	1,187.68	1,187.68			
02/12/14	02/12/14	07203QBR2	CD	Bay Cities Bk CD	0.500	12/12/14				0.00	105.74	105.74			
02/14/14	02/14/14	39120VRD8	CD	Great Southern Bk CD	0.600	08/14/15				0.00	750.12	750.12			
02/18/14	02/17/14	20701PAW4	CD	Conestoga Bk CD	0.450	06/17/14				0.00	95.17	95.17			
02/21/14	02/21/14	411394AM1	CD	Happy State Bk CD	0.500	08/21/15				0.00	105.32	105.32			
02/24/14	02/24/14	53022QDB8	CD	Liberty Bk CD	0.700	08/24/15				0.00	878.66	878.66			
02/26/14	02/26/14	149159HZ1	CD	Cathay Bk CD	0.550	07/27/15				0.00	116.31	116.31			
02/28/14	02/27/14	32112EDU8	CD	First Nat'l Bk CD	0.250	06/27/14				0.00	52.66	52.66			
Total for: Income Payments										0.00	7,662.93	7,662.93			



Carrollton-Farmers Branch ISD
Investment Transactions
From 12/01/2013 to 02/28/2014

Trade Date	Settle Date	CUSIP	Security Type	Security Description	Coupon	Mty Date	Call Date	Par Value	Price	Principal Amount	Int Purchased / Received	Total Amount	Realized Gain / Loss	YTM	YTW
------------	-------------	-------	---------------	----------------------	--------	----------	-----------	-----------	-------	------------------	--------------------------	--------------	----------------------	-----	-----

Total for All Portfolios

Transaction Type	Quantity	Total Amount	Realized G/L	YTM	YTW
Total Maturities	249,000.00	249,000.00		0.500	
Total Purchases	7,746,000.00	7,744,187.54		0.398	0.398
Total Income Payments	0.00	7,662.93			



Carrollton-Farmers Branch ISD
Amortization and Accretion
 From 11/30/2013 to 02/28/2014

CUSIP	Settle Date	Security Type	Security Description	Next Call Date	Purchase Qty	Orig Price	Original Cost	Amrt/Accr for Period	Total Amrt/Accr Since Purch	Remaining Disc / Prem	Book Value
City of Irving TIF #1											
CDAR-3894	08/22/13	CD-IAM	Town North Bk CD 0.450 08/21/14		15,000,000.00	100.000	15,000,000.00	0.00	0.00	0.00	15,000,000.00
Total for City of Irving TIF #1					15,000,000.00		15,000,000.00	0.00	0.00	0.00	15,000,000.00
General Fund											
CDAR-3731	09/12/13	CD-IAM	Town North Bk CDARS 0.450 09/11/14		13,058,471.59	100.000	13,058,471.59	0.00	0.00	0.00	13,058,471.59
3134G4QK7	01/08/14	AGCY CALL	FHLMC 0.350 12/31/15		5,000,000.00	99.942	4,997,100.00	215.35	215.35	2,684.65	4,997,315.35
3133EDE81	01/28/14	AGCY CALL	FFCB 0.420 01/28/16	04/28/14	2,000,000.00	100.000	2,000,000.00	0.00	0.00	0.00	2,000,000.00
Total for General Fund					20,058,471.59		20,055,571.59	215.35	215.35	2,684.65	20,055,786.94



Carrollton-Farmers Branch ISD
Amortization and Accretion
 From 11/30/2013 to 02/28/2014

CUSIP	Settle Date	Security Type	Security Description	Next Call Date	Purchase Qty	Orig Price	Original Cost	Amrt/Accr for Period	Total Amrt/Accr Since Purch	Remaining Disc / Prem	Book Value
Workers Compensation											
332135EZ1	10/10/12	CD	First Nat'l Bk CD 0.500 01/10/14		0.00	100.000	0.00	0.00	0.00	0.00	0.00
316777LJ8	04/24/13	CD-IAM	Fifth Third Bk CD 0.400 04/24/14		249,000.00	100.000	249,000.00	0.00	0.00	0.00	249,000.00
38143AUL7	01/17/14	CD	Goldman Sachs CD 0.800 06/13/14		248,000.00	100.205	248,508.40	(148.72)	(148.72)	(359.68)	248,359.68
20701PAW4	12/17/12	CD	Conestoga Bk CD 0.450 06/17/14		249,000.00	100.000	249,000.00	0.00	0.00	0.00	249,000.00
32112EDU8	06/28/13	CD	First Nat'l Bk CD 0.250 06/27/14		248,000.00	100.000	248,000.00	0.00	0.00	0.00	248,000.00
02005QP31	08/01/12	CD	Ally Bk CD 0.950 08/01/14		248,000.00	100.000	248,000.00	0.00	0.00	0.00	248,000.00
07203QBR2	12/12/12	CD	Bay Cities Bk CD 0.500 12/12/14		249,000.00	100.000	249,000.00	0.00	0.00	0.00	249,000.00
57116AGN2	07/17/13	CD	Marlin Business Bk CD 0.400 01/20/15		249,000.00	100.000	249,000.00	0.00	0.00	0.00	249,000.00
05568P3Q8	06/28/13	CD	BMW Bk CD 0.750 06/29/15		248,000.00	100.000	248,000.00	0.00	0.00	0.00	248,000.00
254671RL6	07/03/13	CD	Discover Bk CD 0.700 07/06/15		248,000.00	100.000	248,000.00	0.00	0.00	0.00	248,000.00
8595317H2	07/03/13	CD	Sterling Svgs Bk CD 0.650 07/06/15		248,000.00	100.000	248,000.00	0.00	0.00	0.00	248,000.00
149159HZ1	07/26/13	CD	Cathay Bk CD 0.550 07/27/15		249,000.00	100.000	249,000.00	0.00	0.00	0.00	249,000.00
39120VRD8	08/14/13	CD	Great Southern Bk CD 0.600 08/14/15		248,000.00	100.000	248,000.00	0.00	0.00	0.00	248,000.00
411394AM1	08/21/13	CD	Happy State Bk CD 0.500 08/21/15		248,000.00	100.000	248,000.00	0.00	0.00	0.00	248,000.00
53022QDB8	08/23/13	CD	Liberty Bk CD 0.700 08/24/15		249,000.00	100.000	249,000.00	0.00	0.00	0.00	249,000.00
892094CH4	09/27/13	CD	Town Bk CD 0.650 09/28/15		249,000.00	100.000	249,000.00	0.00	0.00	0.00	249,000.00
49306SSS6	10/09/13	CD	Key Bk CD 0.600 10/09/15		249,000.00	100.000	249,000.00	0.00	0.00	0.00	249,000.00
872278CB0	12/18/13	CD	TCF Bk CD 0.550 12/18/15		249,000.00	100.000	249,000.00	0.00	0.00	0.00	249,000.00
508176CF9	01/29/14	CD	Lake City Bk CD 0.550 01/29/16		249,000.00	100.000	249,000.00	0.00	0.00	0.00	249,000.00
Total for Workers Compensation					4,474,000.00		4,474,508.40	(148.72)	(148.72)	(359.68)	4,474,359.68
Total for Carrollton-Farmers Branch ISD					39,532,471.59		39,530,079.99	66.63	66.63	2,324.97	39,530,146.62



Carrollton-Farmers Branch ISD
Projected Cash Flows
Cash Flows for next 180 days from 02/28/2014

CUSIP	Security Type	Security Description	Pay Date	Interest	Principal	Total Amount
City of Irving TIF #1						
CDAR-3894	CD-IAM	Town North Bk CD 0.450 08/21/14	08/21/14	67,315.06	15,000,000.00	15,067,315.06
Total for City of Irving TIF #1				67,315.06	15,000,000.00	15,067,315.06
General Fund						
3134G4QK7	AGCY CALL	FHLMC 0.350 12/31/15	06/30/14	8,750.00	0.00	8,750.00
3133EDE81	AGCY CALL	FFCB 0.420 01/28/16	07/28/14	4,200.00	0.00	4,200.00
Total for General Fund				12,950.00	0.00	12,950.00
Workers Compensation						
07203QBR2	CD	Bay Cities Bk CD 0.500 12/12/14	03/12/14	95.50	0.00	95.50
20701PAW4	CD	Conestoga Bk CD 0.450 06/17/14	03/17/14	85.95	0.00	85.95
411394AM1	CD	Happy State Bk CD 0.500 08/21/15	03/21/14	95.12	0.00	95.12
149159HZ1	CD	Cathay Bk CD 0.550 07/27/15	03/26/14	114.12	0.00	114.12
32112EDU8	CD	First Nat'l Bk CD 0.250 06/27/14	03/27/14	47.56	0.00	47.56
892094CH4	CD	Town Bk CD 0.650 09/28/15	03/28/14	802.59	0.00	802.59
508176CF9	CD	Lake City Bk CD 0.550 01/29/16	03/29/14	108.80	0.00	108.80
49306SSS6	CD	Key Bk CD 0.600 10/09/15	04/09/14	744.95	0.00	744.95
07203QBR2	CD	Bay Cities Bk CD 0.500 12/12/14	04/12/14	105.73	0.00	105.73
20701PAW4	CD	Conestoga Bk CD 0.450 06/17/14	04/17/14	95.16	0.00	95.16
411394AM1	CD	Happy State Bk CD 0.500 08/21/15	04/21/14	105.31	0.00	105.31
316777LJ8	CD-IAM	Fifth Third Bk CD 0.400 04/24/14	04/24/14	996.00	249,000.00	249,996.00
149159HZ1	CD	Cathay Bk CD 0.550 07/27/15	04/26/14	114.12	0.00	114.12
32112EDU8	CD	First Nat'l Bk CD 0.250 06/27/14	04/27/14	52.65	0.00	52.65
508176CF9	CD	Lake City Bk CD 0.550 01/29/16	04/29/14	116.31	0.00	116.31
07203QBR2	CD	Bay Cities Bk CD 0.500 12/12/14	05/12/14	102.32	0.00	102.32
20701PAW4	CD	Conestoga Bk CD 0.450 06/17/14	05/17/14	92.09	0.00	92.09
411394AM1	CD	Happy State Bk CD 0.500 08/21/15	05/21/14	101.91	0.00	101.91
149159HZ1	CD	Cathay Bk CD 0.550 07/27/15	05/26/14	114.12	0.00	114.12
32112EDU8	CD	First Nat'l Bk CD 0.250 06/27/14	05/27/14	50.95	0.00	50.95
508176CF9	CD	Lake City Bk CD 0.550 01/29/16	05/29/14	112.56	0.00	112.56
07203QBR2	CD	Bay Cities Bk CD 0.500 12/12/14	06/12/14	105.73	0.00	105.73
38143AUL7	CD	Goldman Sachs CD 0.800 06/13/14	06/13/14	992.00	248,000.00	248,992.00



Carrollton-Farmers Branch ISD
Projected Cash Flows
Cash Flows for next 180 days from 02/28/2014

CUSIP	Security Type	Security Description	Pay Date	Interest	Principal	Total Amount
Workers Compensation						
20701PAW4	CD	Conestoga Bk CD 0.450 06/17/14	06/17/14	95.16	249,000.00	249,095.16
872278CB0	CD	TCF Bk CD 0.550 12/18/15	06/18/14	682.87	0.00	682.87
411394AM1	CD	Happy State Bk CD 0.500 08/21/15	06/21/14	105.31	0.00	105.31
149159HZ1	CD	Cathay Bk CD 0.550 07/27/15	06/26/14	114.12	0.00	114.12
32112EDU8	CD	First Nat'l Bk CD 0.250 06/27/14	06/27/14	52.65	248,000.00	248,052.65
05568P3Q8	CD	BMW Bk CD 0.750 06/29/15	06/29/14	927.45	0.00	927.45
508176CF9	CD	Lake City Bk CD 0.550 01/29/16	06/29/14	116.31	0.00	116.31
254671RL6	CD	Discover Bk CD 0.700 07/06/15	07/03/14	868.00	0.00	868.00
8595317H2	CD	Sterling Svgs Bk CD 0.650 07/06/15	07/03/14	806.00	0.00	806.00
07203QBR2	CD	Bay Cities Bk CD 0.500 12/12/14	07/12/14	102.32	0.00	102.32
57116AGN2	CD	Marlin Business Bk CD 0.400 01/20/15	07/17/14	498.00	0.00	498.00
411394AM1	CD	Happy State Bk CD 0.500 08/21/15	07/21/14	101.91	0.00	101.91
149159HZ1	CD	Cathay Bk CD 0.550 07/27/15	07/26/14	114.12	0.00	114.12
508176CF9	CD	Lake City Bk CD 0.550 01/29/16	07/29/14	112.56	0.00	112.56
02005QP31	CD	Ally Bk CD 0.950 08/01/14	08/01/14	1,178.00	248,000.00	249,178.00
07203QBR2	CD	Bay Cities Bk CD 0.500 12/12/14	08/12/14	105.73	0.00	105.73
39120VRD8	CD	Great Southern Bk CD 0.600 08/14/15	08/14/14	737.88	0.00	737.88
411394AM1	CD	Happy State Bk CD 0.500 08/21/15	08/21/14	105.31	0.00	105.31
53022QDB8	CD	Liberty Bk CD 0.700 08/24/15	08/24/14	864.33	0.00	864.33
149159HZ1	CD	Cathay Bk CD 0.550 07/27/15	08/26/14	114.12	0.00	114.12
Total for Workers Compensation				13,153.70	1,242,000.00	1,255,153.70



Carrollton-Farmers Branch ISD
Projected Cash Flows
Cash Flows for next 180 days from 02/28/2014

CUSIP	Security Type	Security Description	Pay Date	Interest	Principal	Total Amount
-------	---------------	----------------------	----------	----------	-----------	--------------

Total for All Portfolios

March 2014	1,349.64	0.00	1,349.64
April 2014	2,330.23	249,000.00	251,330.23
May 2014	573.95	0.00	573.95
June 2014	11,941.60	745,000.00	756,941.60
July 2014	6,802.91	0.00	6,802.91
August 2014	70,420.43	15,248,000.00	15,318,420.43

Total Projected Cash Flows for Carrollton-Farmers Branch ISD	93,418.76	16,242,000.00	16,335,418.76
---	------------------	----------------------	----------------------