



## Investment Portfolio Summary

### Carrollton-Farmers Branch ISD



For the Quarter Ended

November 30, 2013

### Report Name

---

- Certification Page
- Executive Summary
- Benchmark Comparison
- Detail of Security Holdings
- Change in Value
- Earned Income
- Investment Transactions
- Amortization and Accretion
- Projected Fixed Income Cash Flows

#### MARKET RECAP:

Any ill effects from October's government shutdown seem to have been short-lived as much of the data reported in November came in above expectations. The BLS reported 204k jobs were added during October, easily beating the modest 120k median estimate in Bloomberg's survey. Revisions to prior months added another 60k to the total, bringing the three-month average to a healthy 202k and the 2013 monthly average to 186k. The unemployment rate did tick higher to 7.3%, but the increase was apparently skewed by furloughed government workers. The ISM manufacturing index also topped forecasts, accelerating to 56.4 in October from 56.2 in September. Retail sales rebounded in October as well, climbing 0.4% for the month and 3.9% year-over-year. Gasoline prices at two-year lows have put extra spending cash in consumers' pockets. Lower energy prices are also helping to keep inflation at bay as the consumer price index actually fell by 0.1% in October and is up just 1.0% over the last year. Excluding food and energy, the core CPI was up 0.1% for the month and a benign 1.7% for the year.

With few exceptions, the data released in November was generally better than expected. Optimism is on the rise and is most clearly reflected in the stock markets, which have continued a steady upward march into record territory. Both the Dow Jones Industrial Average and the S&P 500 traded to record highs intraday on the last trading day of November before closing slightly lower. There is, however, a growing debate about whether or not the Fed's aggressive monetary policy is creating a bubble. Janet Yellen, who appears headed for confirmation as the next Fed Chairman, does not believe the Fed is creating a bubble. Nonetheless, it is likely the Fed will begin to reduce the amount of stimulus by tapering its quantitative easing program within the next few months. However, with unemployment still far above desired levels, and inflation actually below desired levels, any rate hikes or other actual policy tightening are still a long ways off.

Finally, both Fannie Mae and Freddie Mac reported large third-quarter profits which will result in hefty dividend payments to the U.S. Treasury. Since being placed in conservatorship in 2008, Fannie Mae has borrowed \$117.1 billion from the Treasury and will have paid \$113.9 billion in dividends. Freddie Mac's tally stands at \$71.336 billion borrowed and \$71.345 billion paid in dividends. By the end of Q1-2014, both will have paid more in dividends than they received in aid.



---





---

**For the Quarter Ended**  
**November 30, 2013**

This report is prepared for the **Carrollton-Farmers Branch ISD** (the "Entity") in accordance with Chapter 2256 of the Texas Public Funds Investment Act ("PFIA"). Section 2256.023(a) of the PFIA states that: "Not less than quarterly, the investment officer shall prepare and submit to the governing body of the entity a written report of the investment transactions for all funds covered by this chapter for the preceding reporting period." This report is signed by the Entity's investment officers and includes the disclosures required in the PFIA. To the extent possible, market prices have been obtained from independent pricing sources.

The investment portfolio complied with the PFIA and the Entity's approved Investment Policy and Strategy throughout the period. All investment transactions made in the portfolio during this period were made on behalf of the Entity and were made in full compliance with the PFIA and the approved Investment Policy.

**Officer Names and Titles:**

 Name: Tonya Tillman	Title: Chief Financial Officer
 Name: Mark Hyatt	Title: Associate Superintendent
 Name: Steven Franks	Title: Accounting Director
 Name: Scott Roderick	Title: Director of Financial Reporting

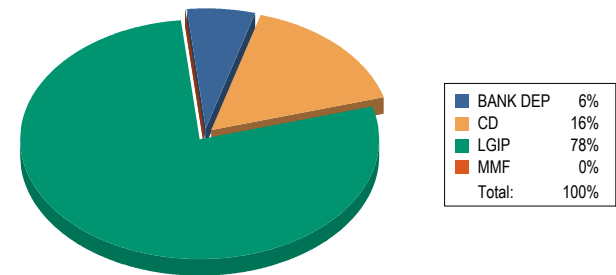
**Account Summary**

**Allocation by Security Type**

Beginning Values as of 08/31/13

Ending Values as of 11/30/13

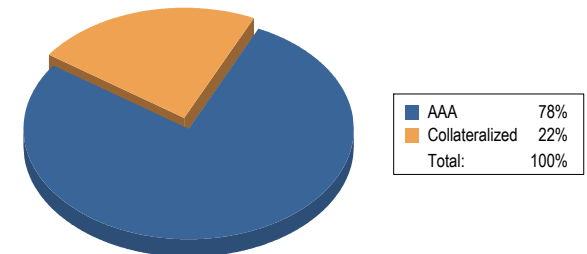
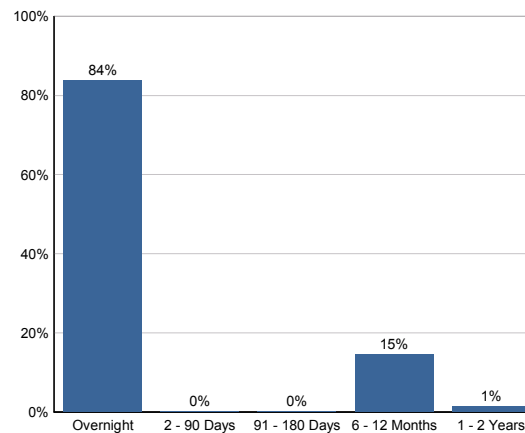
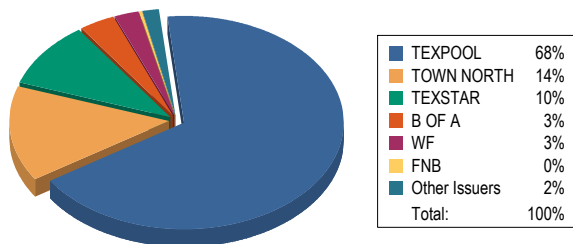
Par Value	232,703,577.65	197,568,577.11
Market Value	232,699,235.46	197,563,027.37
Book Value	232,703,577.65	197,568,577.11
Unrealized Gain / Loss	(4,342.19)	(5,549.74)
<b>Market Value %</b>	<b>100.00%</b>	<b>100.00%</b>
Weighted Avg. YTW	0.105%	0.117%
Weighted Avg. YTM	0.105%	0.117%



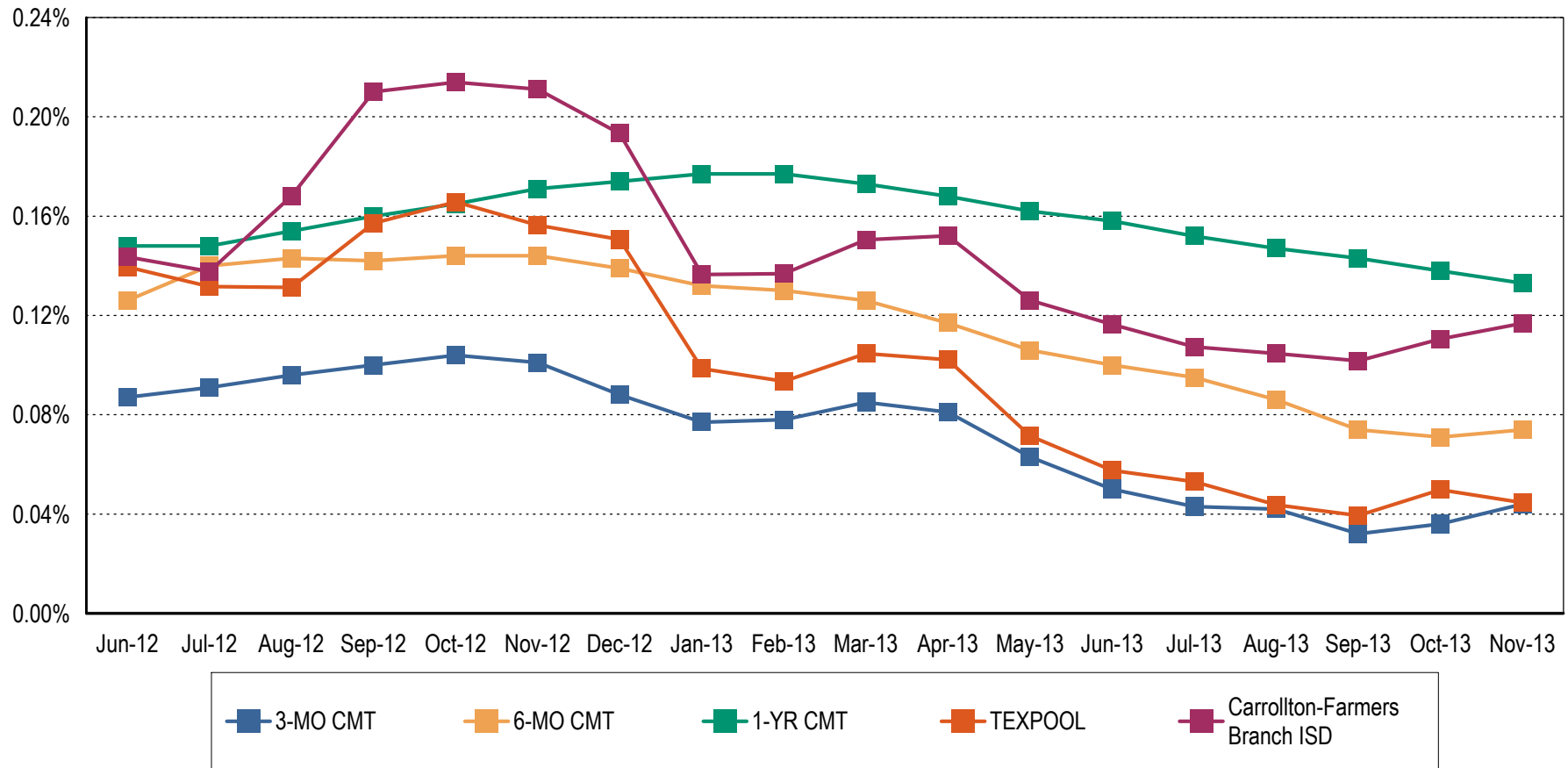
**Allocation by Issuer**

**Maturity Distribution %**

**Credit Quality**



**Weighted Average Days to Maturity: 48**



**Note 1:** CMT stands for Constant Maturity Treasury. This data is published in Federal Reserve Statistical Release H.15 and represents an average of all actively traded Treasury securities having that time remaining until maturity. This is a standard industry benchmark for Treasury securities. The CMT benchmarks are moving averages. The 3-month CMT is the daily average for the previous 3 months, the 6-month CMT is the daily average for the previous 6 months, and the 1-year and 2-year CMT's are the daily averages for the previous 12-months.

**Note 2:** Benchmark data for TexPool is the monthly average yield.



Carrollton-Farmers Branch ISD  
 Detail of Security Holdings  
 As of 11/30/2013

CUSIP	Settle Date	Sec. Type	Sec. Description	CPN	Mty Date	Next Call	Call Type	Par Value	Purch Price	Orig Cost	Book Value	Mkt Price	Market Value	Days to Mty	Days to Call	YTM	YTW
<b>Activity Fund</b>																	
B OF A		BANK DEP	Bank of America					184,126.77	100.000	184,126.77	184,126.77	100.000	184,126.77	1		0.040	0.040
TEXPOOL		LGIP	TexPool					2,171,113.10	100.000	2,171,113.10	2,171,113.10	100.000	2,171,113.10	1		0.045	0.045
<b>Total for Activity Fund</b>								<b>2,355,239.87</b>	<b>100.000</b>	<b>2,355,239.87</b>	<b>2,355,239.87</b>	<b>100.000</b>	<b>2,355,239.87</b>	<b>1</b>		<b>0.044</b>	<b>0.044</b>
<b>After The Bell</b>																	
B OF A		BANK DEP	Bank of America					173,262.97	100.000	173,262.97	173,262.97	100.000	173,262.97	1		0.040	0.040
TEXPOOL		LGIP	TexPool					3,900,608.52	100.000	3,900,608.52	3,900,608.52	100.000	3,900,608.52	1		0.045	0.045
<b>Total for After The Bell</b>								<b>4,073,871.49</b>	<b>100.000</b>	<b>4,073,871.49</b>	<b>4,073,871.49</b>	<b>100.000</b>	<b>4,073,871.49</b>	<b>1</b>		<b>0.044</b>	<b>0.044</b>
<b>Capital Projects 2008</b>																	
B OF A		BANK DEP	Bank of America					1,000.64	100.000	1,000.64	1,000.64	100.000	1,000.64	1		0.040	0.040
TEXPOOL		LGIP	TexPool					1,092,923.12	100.000	1,092,923.12	1,092,923.12	100.000	1,092,923.12	1		0.045	0.045
<b>Total for Capital Projects 2008</b>								<b>1,093,923.76</b>	<b>100.000</b>	<b>1,093,923.76</b>	<b>1,093,923.76</b>	<b>100.000</b>	<b>1,093,923.76</b>	<b>1</b>		<b>0.045</b>	<b>0.045</b>
<b>Capital Projects 2012</b>																	
B OF A		BANK DEP	Bank of America					1,015.40	100.000	1,015.40	1,015.40	100.000	1,015.40	1		0.040	0.040
TEXPOOL		LGIP	TexPool					16,618,752.32	100.000	16,618,752.32	16,618,752.32	100.000	16,618,752.32	1		0.045	0.045
<b>Total for Capital Projects 2012</b>								<b>16,619,767.72</b>	<b>100.000</b>	<b>16,619,767.72</b>	<b>16,619,767.72</b>	<b>100.000</b>	<b>16,619,767.72</b>	<b>1</b>		<b>0.045</b>	<b>0.045</b>
<b>Capital Projects 2013</b>																	
B OF A		BANK DEP	Bank of America					5,436.65	100.000	5,436.65	5,436.65	100.000	5,436.65	1		0.040	0.040
TEXPOOL		LGIP	TexPool					25,873,323.15	100.000	25,873,323.15	25,873,323.15	100.000	25,873,323.15	1		0.045	0.045
<b>Total for Capital Projects 2013</b>								<b>25,878,759.80</b>	<b>100.000</b>	<b>25,878,759.80</b>	<b>25,878,759.80</b>	<b>100.000</b>	<b>25,878,759.80</b>	<b>1</b>		<b>0.045</b>	<b>0.045</b>



Carrollton-Farmers Branch ISD  
 Detail of Security Holdings  
 As of 11/30/2013

CUSIP	Settle Date	Sec. Type	Sec. Description	CPN	Mty Date	Next Call	Call Type	Par Value	Purch Price	Orig Cost	Book Value	Mkt Price	Market Value	Days to Mty	Days to Call	YTM	YTW
<b>City of Irving TIF #1</b>																	
TEXPOOL		LGIP	TexPool					20,129,366.60	100.000	20,129,366.60	20,129,366.60	100.000	20,129,366.60	1		0.045	0.045
CDAR-3894	08/22/13	CD-IAM	Town North Bk CD	0.450	08/21/14			15,000,000.00	100.000	15,000,000.00	15,000,000.00	100.000	15,000,000.00	264		0.450	0.450
<b>Total for City of Irving TIF #1</b>								<b>35,129,366.60</b>	<b>100.000</b>	<b>35,129,366.60</b>	<b>35,129,366.60</b>	<b>100.000</b>	<b>35,129,366.60</b>	<b>113</b>		<b>0.218</b>	<b>0.218</b>
<b>Clearing</b>																	
B OF A		BANK DEP	Bank of America					135,752.57	100.000	135,752.57	135,752.57	100.000	135,752.57	1		0.040	0.040
<b>Total for Clearing</b>								<b>135,752.57</b>	<b>100.000</b>	<b>135,752.57</b>	<b>135,752.57</b>	<b>100.000</b>	<b>135,752.57</b>	<b>1</b>		<b>0.040</b>	<b>0.040</b>
<b>Credit Card Clearing Account</b>																	
B OF A		BANK DEP	Bank of America					33,186.73	100.000	33,186.73	33,186.73	100.000	33,186.73	1		0.040	0.040
<b>Total for Credit Card Clearing Account</b>								<b>33,186.73</b>	<b>100.000</b>	<b>33,186.73</b>	<b>33,186.73</b>	<b>100.000</b>	<b>33,186.73</b>	<b>1</b>		<b>0.040</b>	<b>0.040</b>
<b>Debt Service</b>																	
B OF A		BANK DEP	Bank of America					98,622.31	100.000	98,622.31	98,622.31	100.000	98,622.31	1		0.040	0.040
TEXPOOL		LGIP	TexPool					10,639,276.89	100.000	10,639,276.89	10,639,276.89	100.000	10,639,276.89	1		0.045	0.045
<b>Total for Debt Service</b>								<b>10,737,899.20</b>	<b>100.000</b>	<b>10,737,899.20</b>	<b>10,737,899.20</b>	<b>100.000</b>	<b>10,737,899.20</b>	<b>1</b>		<b>0.045</b>	<b>0.045</b>
<b>Escrow</b>																	
B OF A		BANK DEP	Bank of America					10,117.53	100.000	10,117.53	10,117.53	100.000	10,117.53	1		0.040	0.040
<b>Total for Escrow</b>								<b>10,117.53</b>	<b>100.000</b>	<b>10,117.53</b>	<b>10,117.53</b>	<b>100.000</b>	<b>10,117.53</b>	<b>1</b>		<b>0.040</b>	<b>0.040</b>



Carrollton-Farmers Branch ISD  
**Detail of Security Holdings**  
 As of 11/30/2013

CUSIP	Settle Date	Sec. Type	Sec. Description	CPN	Mty Date	Next Call	Call Type	Par Value	Purch Price	Orig Cost	Book Value	Mkt Price	Market Value	Days to Mty	Days to Call	YTM	YTW
<b>Farmers Branch TIF #1</b>																	
TEXPOOL		LGIP	TexPool					6,917,066.54	100.000	6,917,066.54	6,917,066.54	100.000	6,917,066.54	1		0.045	0.045
<b>Total for Farmers Branch TIF #1</b>								<b>6,917,066.54</b>	<b>100.000</b>	<b>6,917,066.54</b>	<b>6,917,066.54</b>	<b>100.000</b>	<b>6,917,066.54</b>	<b>1</b>		<b>0.045</b>	<b>0.045</b>
<b>Farmers Branch TIF #2</b>																	
TEXPOOL		LGIP	TexPool					126,251.74	100.000	126,251.74	126,251.74	100.000	126,251.74	1		0.045	0.045
<b>Total for Farmers Branch TIF #2</b>								<b>126,251.74</b>	<b>100.000</b>	<b>126,251.74</b>	<b>126,251.74</b>	<b>100.000</b>	<b>126,251.74</b>	<b>1</b>		<b>0.045</b>	<b>0.045</b>
<b>Federal Funds</b>																	
BA-NOINT		BANK DEP	Bank of America					121,932.88	100.000	121,932.88	121,932.88	100.000	121,932.88	1		0.000	0.000
<b>Total for Federal Funds</b>								<b>121,932.88</b>	<b>100.000</b>	<b>121,932.88</b>	<b>121,932.88</b>	<b>100.000</b>	<b>121,932.88</b>	<b>1</b>		<b>0.000</b>	<b>0.000</b>
<b>Food Service</b>																	
BA-NOINT		BANK DEP	Bank of America					60,449.82	100.000	60,449.82	60,449.82	100.000	60,449.82	1		0.000	0.000
TEXPOOL		LGIP	TexPool					1,635.27	100.000	1,635.27	1,635.27	100.000	1,635.27	1		0.045	0.045
<b>Total for Food Service</b>								<b>62,085.09</b>	<b>100.000</b>	<b>62,085.09</b>	<b>62,085.09</b>	<b>100.000</b>	<b>62,085.09</b>	<b>1</b>		<b>0.001</b>	<b>0.001</b>
<b>General Fund</b>																	
B OF A		BANK DEP	Bank of America					3,092,308.84	100.000	3,092,308.84	3,092,308.84	100.000	3,092,308.84	1		0.040	0.040
TEXPOOL		LGIP	TexPool					40,321,662.21	100.000	40,321,662.21	40,321,662.21	100.000	40,321,662.21	1		0.045	0.045
TEXSTAR		LGIP	TexSTAR					20,090,238.01	100.000	20,090,238.01	20,090,238.01	100.000	20,090,238.01	1		0.040	0.040
WF-CFB		BANK DEP	Wells Fargo					5,015,563.82	100.000	5,015,563.82	5,015,563.82	100.000	5,015,563.82	1		0.230	0.230
CDAR-3731	09/12/13	CD-IAM	Town North Bk CDARS	0.450	09/11/14			13,058,471.59	100.000	13,058,471.59	13,058,471.59	100.000	13,058,471.59	285		0.450	0.450
<b>Total for General Fund</b>								<b>81,578,244.47</b>	<b>100.000</b>	<b>81,578,244.47</b>	<b>81,578,244.47</b>	<b>100.000</b>	<b>81,578,244.47</b>	<b>46</b>		<b>0.120</b>	<b>0.120</b>





**Carrollton-Farmers Branch ISD**  
**Detail of Security Holdings**  
 As of 11/30/2013

CUSIP	Settle Date	Sec. Type	Sec. Description	CPN	Mty Date	Next Call	Call Type	Par Value	Purch Price	Orig Cost	Book Value	Mkt Price	Market Value	Days to Mty	Days to Call	YTM	YTW
<b>Payroll</b>																	
B OF A		BANK DEP	Bank of America					2,536,980.16	100.000	2,536,980.16	2,536,980.16	100.000	2,536,980.16	1		0.040	0.040
<b>Total for Payroll</b>								<b>2,536,980.16</b>	<b>100.000</b>	<b>2,536,980.16</b>	<b>2,536,980.16</b>	<b>100.000</b>	<b>2,536,980.16</b>	<b>1</b>		<b>0.040</b>	<b>0.040</b>
<b>Section 125 Reimbursement Fund</b>																	
B OF A		BANK DEP	Bank of America					248,064.16	100.000	248,064.16	248,064.16	100.000	248,064.16	1		0.040	0.040
<b>Total for Section 125 Reimbursement Fund</b>								<b>248,064.16</b>	<b>100.000</b>	<b>248,064.16</b>	<b>248,064.16</b>	<b>100.000</b>	<b>248,064.16</b>	<b>1</b>		<b>0.040</b>	<b>0.040</b>
<b>Workers Compensation</b>																	
B OF A		BANK DEP	Bank of America					134,645.31	100.000	134,645.31	134,645.31	100.000	134,645.31	1		0.040	0.040
GTBXX-CFB		MMF	Dreyfus Treas Prime MMF					14,233.53	100.000	14,233.53	14,233.53	100.000	14,233.53	1		0.010	0.010
TEXPOOL		LGIP	TexPool					5,784,187.96	100.000	5,784,187.96	5,784,187.96	100.000	5,784,187.96	1		0.045	0.045
332135EZ1	10/10/12	CD	First Nat'l Bk CD	0.500	01/10/14			249,000.00	100.000	249,000.00	249,000.00	100.000	249,000.00	41		0.500	0.500
316777LJ8	04/24/13	CD-IAM	Fifth Third Bk CD	0.400	04/24/14			249,000.00	100.000	249,000.00	249,000.00	99.953	248,883.22	145		0.400	0.400
20701PAW4	12/17/12	CD	Conestoga Bk CD	0.450	06/17/14			249,000.00	100.000	249,000.00	249,000.00	100.000	249,000.00	199		0.450	0.450
32112EDU8	06/28/13	CD	First Nat'l Bk CD	0.250	06/27/14			248,000.00	100.000	248,000.00	248,000.00	99.859	247,651.31	209		0.250	0.250
02005QP31	08/01/12	CD	Ally Bk CD	0.950	08/01/14			248,000.00	100.000	248,000.00	248,000.00	100.250	248,620.00	244		0.950	0.950
07203QBR2	12/12/12	CD	Bay Cities Bk CD	0.500	12/12/14			249,000.00	100.000	249,000.00	249,000.00	100.266	249,661.34	377		0.500	0.500
57116AGN2	07/17/13	CD	Marlin Business Bk CD	0.400	01/20/15			249,000.00	100.000	249,000.00	249,000.00	99.797	248,494.28	416		0.400	0.400
05568P3Q8	06/28/13	CD	BMW Bk CD	0.750	06/29/15			248,000.00	100.000	248,000.00	248,000.00	99.656	247,147.62	576		0.750	0.750
254671RL6	07/03/13	CD	Discover Bk CD	0.700	07/06/15			248,000.00	100.000	248,000.00	248,000.00	99.781	247,457.62	583		0.700	0.700
8595317H2	07/03/13	CD	Sterling Svgs Bk CD	0.650	07/06/15			248,000.00	100.000	248,000.00	248,000.00	99.703	247,263.69	583		0.650	0.650
149159HZ1	07/26/13	CD	Cathay Bk CD	0.550	07/27/15			249,000.00	100.000	249,000.00	249,000.00	99.891	248,727.59	604		0.550	0.550
39120VRD8	08/14/13	CD	Great Southern Bk CD	0.600	08/14/15			248,000.00	100.000	248,000.00	248,000.00	99.734	247,341.31	622		0.600	0.600
411394AM1	08/21/13	CD	Happy State Bk CD	0.500	08/21/15			248,000.00	100.000	248,000.00	248,000.00	99.672	247,186.31	629		0.500	0.500
53022QDB8	08/23/13	CD	Liberty Bk CD	0.700	08/24/15			249,000.00	100.000	249,000.00	249,000.00	99.672	248,183.03	632		0.700	0.700
892094CH4	09/27/13	CD	Town Bk CD	0.650	09/28/15			249,000.00	100.000	249,000.00	249,000.00	99.797	248,494.28	667		0.650	0.650
49306SS56	10/09/13	CD	Key Bk CD	0.600	10/09/15			249,000.00	100.000	249,000.00	249,000.00	99.734	248,338.66	678		0.600	0.600
<b>Total for Workers Compensation</b>								<b>9,910,066.80</b>	<b>100.000</b>	<b>9,910,066.80</b>	<b>9,910,066.80</b>	<b>99.944</b>	<b>9,904,517.06</b>	<b>181</b>		<b>0.256</b>	<b>0.256</b>



Carrollton-Farmers Branch ISD  
**Detail of Security Holdings**  
 As of 11/30/2013

CUSIP	Settle Date	Sec. Type	Sec. Description	CPN	Mty Date	Next Call	Call Type	Par Value	Purch Price	Orig Cost	Book Value	Mkt Price	Market Value	Days to Mty	Days to Call	YTM	YTW	
<b>Total for Carrollton-Farmers Branch ISD</b>									197,568,577.11	100.000	197,568,577.11	197,568,577.11	99.997	197,563,027.37	49		0.117	0.117



**Carrollton-Farmers Branch ISD**  
**Change in Value**  
 From 08/31/2013 to 11/30/2013

CUSIP	Security Type	Security Description	08/31/13 Book Value	Cost of Purchases	Maturities / Calls / Sales	Amortization / Accretion	Realized Gain/(Loss)	11/30/13 Book Value	08/31/13 Market Value	11/30/13 Market Value	Change in Mkt Value
<b>Activity Fund</b>											
B OF A	BANK DEP	Bank of America	46,604.89	297,464.26	(159,942.38)	0.00	0.00	184,126.77	46,604.89	184,126.77	137,521.88
TEXPOOL	LGIP	TexPool	1,920,884.80	250,228.30	0.00	0.00	0.00	2,171,113.10	1,920,884.80	2,171,113.10	250,228.30
<b>Total for Activity Fund</b>			<b>1,967,489.69</b>	<b>547,692.56</b>	<b>(159,942.38)</b>	<b>0.00</b>	<b>0.00</b>	<b>2,355,239.87</b>	<b>1,967,489.69</b>	<b>2,355,239.87</b>	<b>387,750.18</b>
<b>After The Bell</b>											
B OF A	BANK DEP	Bank of America	226,238.92	143,477.07	(196,453.02)	0.00	0.00	173,262.97	226,238.92	173,262.97	(52,975.95)
TEXPOOL	LGIP	TexPool	3,500,197.50	400,411.02	0.00	0.00	0.00	3,900,608.52	3,500,197.50	3,900,608.52	400,411.02
<b>Total for After The Bell</b>			<b>3,726,436.42</b>	<b>543,888.09</b>	<b>(196,453.02)</b>	<b>0.00</b>	<b>0.00</b>	<b>4,073,871.49</b>	<b>3,726,436.42</b>	<b>4,073,871.49</b>	<b>347,435.07</b>
<b>Capital Projects 2006</b>											
B OF A	BANK DEP	Bank of America	1,001.04	0.12	(1,001.16)	0.00	0.00	0.00	1,001.04	0.00	(1,001.04)
TEXPOOL	LGIP	TexPool	263,344.60	19.70	(263,364.30)	0.00	0.00	0.00	263,344.60	0.00	(263,344.60)
<b>Total for Capital Projects 2006</b>			<b>264,345.64</b>	<b>19.82</b>	<b>(264,365.46)</b>	<b>0.00</b>	<b>0.00</b>	<b>0.00</b>	<b>264,345.64</b>	<b>0.00</b>	<b>(264,345.64)</b>
<b>Capital Projects 2007</b>											
B OF A	BANK DEP	Bank of America	861.45	0.11	(861.56)	0.00	0.00	0.00	861.45	0.00	(861.45)
TEXPOOL	LGIP	TexPool	277,217.65	8.93	(277,226.58)	0.00	0.00	0.00	277,217.65	0.00	(277,217.65)
<b>Total for Capital Projects 2007</b>			<b>278,079.10</b>	<b>9.04</b>	<b>(278,088.14)</b>	<b>0.00</b>	<b>0.00</b>	<b>0.00</b>	<b>278,079.10</b>	<b>0.00</b>	<b>(278,079.10)</b>
<b>Capital Projects 2008</b>											
B OF A	BANK DEP	Bank of America	1,000.47	0.17	0.00	0.00	0.00	1,000.64	1,000.47	1,000.64	0.17
TEXPOOL	LGIP	TexPool	1,113,876.73	76.18	(21,029.79)	0.00	0.00	1,092,923.12	1,113,876.73	1,092,923.12	(20,953.61)
<b>Total for Capital Projects 2008</b>			<b>1,114,877.20</b>	<b>76.35</b>	<b>(21,029.79)</b>	<b>0.00</b>	<b>0.00</b>	<b>1,093,923.76</b>	<b>1,114,877.20</b>	<b>1,093,923.76</b>	<b>(20,953.44)</b>



**Carrollton-Farmers Branch ISD**  
**Change in Value**  
 From 08/31/2013 to 11/30/2013

CUSIP	Security Type	Security Description	08/31/13 Book Value	Cost of Purchases	Maturities / Calls / Sales	Amortization / Accretion	Realized Gain/(Loss)	11/30/13 Book Value	08/31/13 Market Value	11/30/13 Market Value	Change in Mkt Value
<b>Capital Projects 2012</b>											
B OF A	BANK DEP	Bank of America	1,001.47	13.93	0.00	0.00	0.00	1,015.40	1,001.47	1,015.40	13.93
TEXPOOL	LGIP	TexPool	7,831,031.61	12,179,933.56	(3,392,212.85)	0.00	0.00	16,618,752.32	7,831,031.61	16,618,752.32	8,787,720.71
CDAR-7143	CD-IAM	Town North Bk CDARS 0.450 09/12/13	13,000,000.00	0.00	(13,000,000.00)	0.00	0.00	0.00	13,000,000.00	0.00	(13,000,000.00)
<b>Total for Capital Projects 2012</b>			<b>20,832,033.08</b>	<b>12,179,947.49</b>	<b>(16,392,212.85)</b>	<b>0.00</b>	<b>0.00</b>	<b>16,619,767.72</b>	<b>20,832,033.08</b>	<b>16,619,767.72</b>	<b>(4,212,265.36)</b>
<b>Capital Projects 2013</b>											
B OF A	BANK DEP	Bank of America	0.00	5,436.65	0.00	0.00	0.00	5,436.65	0.00	5,436.65	5,436.65
TEXPOOL	LGIP	TexPool	45,868,691.08	3,428.44	(19,998,796.37)	0.00	0.00	25,873,323.15	45,868,691.08	25,873,323.15	(19,995,367.93)
<b>Total for Capital Projects 2013</b>			<b>45,868,691.08</b>	<b>8,865.09</b>	<b>(19,998,796.37)</b>	<b>0.00</b>	<b>0.00</b>	<b>25,878,759.80</b>	<b>45,868,691.08</b>	<b>25,878,759.80</b>	<b>(19,989,931.28)</b>
<b>City of Irving TIF #1</b>											
TEXPOOL	LGIP	TexPool	20,059,584.80	69,781.80	0.00	0.00	0.00	20,129,366.60	20,059,584.80	20,129,366.60	69,781.80
TNB-SVGS	BANK DEP	Town North Bk Svgs	0.00	67,526.10	(67,526.08)	0.00	0.00	0.00	0.00	0.00	0.00
CDAR-3894	CD-IAM	Town North Bk CD 0.450 08/21/14	15,000,000.00	0.00	0.00	0.00	0.00	15,000,000.00	15,000,000.00	15,000,000.00	0.00
<b>Total for City of Irving TIF #1</b>			<b>35,059,584.80</b>	<b>137,307.90</b>	<b>(67,526.08)</b>	<b>0.00</b>	<b>0.00</b>	<b>35,129,366.60</b>	<b>35,059,584.80</b>	<b>35,129,366.60</b>	<b>69,781.80</b>
<b>Clearing</b>											
B OF A	BANK DEP	Bank of America	1,964,674.91	150,554.66	(1,979,477.00)	0.00	0.00	135,752.57	1,964,674.91	135,752.57	(1,828,922.34)
<b>Total for Clearing</b>			<b>1,964,674.91</b>	<b>150,554.66</b>	<b>(1,979,477.00)</b>	<b>0.00</b>	<b>0.00</b>	<b>135,752.57</b>	<b>1,964,674.91</b>	<b>135,752.57</b>	<b>(1,828,922.34)</b>
<b>Credit Card Clearing Account</b>											
B OF A	BANK DEP	Bank of America	1,656.37	40,244.18	(8,713.82)	0.00	0.00	33,186.73	1,656.37	33,186.73	31,530.36
<b>Total for Credit Card Clearing Account</b>			<b>1,656.37</b>	<b>40,244.18</b>	<b>(8,713.82)</b>	<b>0.00</b>	<b>0.00</b>	<b>33,186.73</b>	<b>1,656.37</b>	<b>33,186.73</b>	<b>31,530.36</b>



**Carrollton-Farmers Branch ISD**  
**Change in Value**  
 From 08/31/2013 to 11/30/2013

CUSIP	Security Type	Security Description	08/31/13 Book Value	Cost of Purchases	Maturities / Calls / Sales	Amortization / Accretion	Realized Gain/(Loss)	11/30/13 Book Value	08/31/13 Market Value	11/30/13 Market Value	Change in Mkt Value
<b>Debt Service</b>											
B OF A	BANK DEP	Bank of America	75,052.47	225,275.28	(201,705.44)	0.00	0.00	98,622.31	75,052.47	98,622.31	23,569.84
TEXPOOL	LGIP	TexPool	7,200,573.78	3,438,703.11	0.00	0.00	0.00	10,639,276.89	7,200,573.78	10,639,276.89	3,438,703.11
<b>Total for Debt Service</b>			<b>7,275,626.25</b>	<b>3,663,978.39</b>	<b>(201,705.44)</b>	<b>0.00</b>	<b>0.00</b>	<b>10,737,899.20</b>	<b>7,275,626.25</b>	<b>10,737,899.20</b>	<b>3,462,272.95</b>
<b>Escrow</b>											
B OF A	BANK DEP	Bank of America	9,623.84	493.69	0.00	0.00	0.00	10,117.53	9,623.84	10,117.53	493.69
<b>Total for Escrow</b>			<b>9,623.84</b>	<b>493.69</b>	<b>0.00</b>	<b>0.00</b>	<b>0.00</b>	<b>10,117.53</b>	<b>9,623.84</b>	<b>10,117.53</b>	<b>493.69</b>
<b>Farmers Branch TIF #1</b>											
TEXPOOL	LGIP	TexPool	6,916,296.10	770.44	0.00	0.00	0.00	6,917,066.54	6,916,296.10	6,917,066.54	770.44
<b>Total for Farmers Branch TIF #1</b>			<b>6,916,296.10</b>	<b>770.44</b>	<b>0.00</b>	<b>0.00</b>	<b>0.00</b>	<b>6,917,066.54</b>	<b>6,916,296.10</b>	<b>6,917,066.54</b>	<b>770.44</b>
<b>Farmers Branch TIF #2</b>											
TEXPOOL	LGIP	TexPool	126,237.65	14.09	0.00	0.00	0.00	126,251.74	126,237.65	126,251.74	14.09
<b>Total for Farmers Branch TIF #2</b>			<b>126,237.65</b>	<b>14.09</b>	<b>0.00</b>	<b>0.00</b>	<b>0.00</b>	<b>126,251.74</b>	<b>126,237.65</b>	<b>126,251.74</b>	<b>14.09</b>
<b>Federal Funds</b>											
BA-NOINT	BANK DEP	Bank of America	153,783.24	357,479.49	(389,329.85)	0.00	0.00	121,932.88	153,783.24	121,932.88	(31,850.36)
<b>Total for Federal Funds</b>			<b>153,783.24</b>	<b>357,479.49</b>	<b>(389,329.85)</b>	<b>0.00</b>	<b>0.00</b>	<b>121,932.88</b>	<b>153,783.24</b>	<b>121,932.88</b>	<b>(31,850.36)</b>
<b>Food Service</b>											
BA-NOINT	BANK DEP	Bank of America	21,321.92	63,031.48	(23,903.58)	0.00	0.00	60,449.82	21,321.92	60,449.82	39,127.90
TEXPOOL	LGIP	TexPool	1,806.81	16,314.97	(16,486.51)	0.00	0.00	1,635.27	1,806.81	1,635.27	(171.54)
<b>Total for Food Service</b>			<b>23,128.73</b>	<b>79,346.45</b>	<b>(40,390.09)</b>	<b>0.00</b>	<b>0.00</b>	<b>62,085.09</b>	<b>23,128.73</b>	<b>62,085.09</b>	<b>38,956.36</b>



**Carrollton-Farmers Branch ISD**  
**Change in Value**  
 From 08/31/2013 to 11/30/2013

CUSIP	Security Type	Security Description	08/31/13 Book Value	Cost of Purchases	Maturities / Calls / Sales	Amortization / Accretion	Realized Gain/(Loss)	11/30/13 Book Value	08/31/13 Market Value	11/30/13 Market Value	Change in Mkt Value
<b>General Fund</b>											
B OF A	BANK DEP	Bank of America	3,677,442.69	1,241,391.18	(1,826,525.03)	0.00	0.00	3,092,308.84	3,677,442.69	3,092,308.84	(585,133.85)
TEXPOOL	LGIP	TexPool	67,870,332.23	784,831.69	(28,333,501.71)	0.00	0.00	40,321,662.21	67,870,332.23	40,321,662.21	(27,548,670.02)
TEXSTAR	LGIP	TexSTAR	20,088,184.57	2,053.44	0.00	0.00	0.00	20,090,238.01	20,088,184.57	20,090,238.01	2,053.44
WF-CFB	BANK DEP	Wells Fargo	5,012,814.96	2,748.86	0.00	0.00	0.00	5,015,563.82	5,012,814.96	5,015,563.82	2,748.86
CDAR-3731	CD-IAM	Town North Bk CDARS 0.450 09/11/14	0.00	13,058,471.59	0.00	0.00	0.00	13,058,471.59	0.00	13,058,471.59	13,058,471.59
<b>Total for General Fund</b>			<b>96,648,774.45</b>	<b>15,089,496.76</b>	<b>(30,160,026.74)</b>	<b>0.00</b>	<b>0.00</b>	<b>81,578,244.47</b>	<b>96,648,774.45</b>	<b>81,578,244.47</b>	<b>(15,070,529.98)</b>
<b>Payroll</b>											
B OF A	BANK DEP	Bank of America	164,585.11	2,372,395.05	0.00	0.00	0.00	2,536,980.16	164,585.11	2,536,980.16	2,372,395.05
<b>Total for Payroll</b>			<b>164,585.11</b>	<b>2,372,395.05</b>	<b>0.00</b>	<b>0.00</b>	<b>0.00</b>	<b>2,536,980.16</b>	<b>164,585.11</b>	<b>2,536,980.16</b>	<b>2,372,395.05</b>
<b>Section 125 Reimbursement Fund</b>											
B OF A	BANK DEP	Bank of America	220,126.96	51,688.24	(23,751.04)	0.00	0.00	248,064.16	220,126.96	248,064.16	27,937.20
<b>Total for Section 125 Reimbursement Fund</b>			<b>220,126.96</b>	<b>51,688.24</b>	<b>(23,751.04)</b>	<b>0.00</b>	<b>0.00</b>	<b>248,064.16</b>	<b>220,126.96</b>	<b>248,064.16</b>	<b>27,937.20</b>



**Carrollton-Farmers Branch ISD**  
**Change in Value**  
 From 08/31/2013 to 11/30/2013

CUSIP	Security Type	Security Description	08/31/13 Book Value	Cost of Purchases	Maturities / Calls / Sales	Amortization / Accretion	Realized Gain/(Loss)	11/30/13 Book Value	08/31/13 Market Value	11/30/13 Market Value	Change in Mkt Value
<b>Workers Compensation</b>											
B OF A	BANK DEP	Bank of America	140,793.16	19,527.50	(25,675.35)	0.00	0.00	134,645.31	140,793.16	134,645.31	(6,147.85)
CASH-INT	BANK DEP	Cash	0.00	0.00	0.00	0.00	0.00	0.00	0.00	0.00	0.00
GTBXX-CFB	MMF	Dreyfus Treas Prime MMF	11,205.79	3,027.74	0.00	0.00	0.00	14,233.53	11,205.79	14,233.53	3,027.74
TEXPOOL	LGIP	TexPool	6,207,528.08	211.99	(423,552.11)	0.00	0.00	5,784,187.96	6,207,528.08	5,784,187.96	(423,340.12)
07370TUK7	CD-IAM	Beal Bk CD 0.400 09/18/13	249,000.00	0.00	(249,000.00)	0.00	0.00	0.00	249,000.00	0.00	(249,000.00)
332135EZ1	CD	First Nat'l Bk CD 0.500 01/10/14	249,000.00	0.00	0.00	0.00	0.00	249,000.00	249,000.00	249,000.00	0.00
316777LJ8	CD-IAM	Fifth Third Bk CD 0.400 04/24/14	249,000.00	0.00	0.00	0.00	0.00	249,000.00	248,727.59	248,883.22	155.63
20701PAW4	CD	Conestoga Bk CD 0.450 06/17/14	249,000.00	0.00	0.00	0.00	0.00	249,000.00	248,883.22	249,000.00	116.78
32112EDU8	CD	First Nat'l Bk CD 0.250 06/27/14	248,000.00	0.00	0.00	0.00	0.00	248,000.00	247,380.00	247,651.31	271.31
02005QP31	CD	Ally Bk CD 0.950 08/01/14	248,000.00	0.00	0.00	0.00	0.00	248,000.00	248,658.69	248,620.00	(38.69)
07203QBR2	CD	Bay Cities Bk CD 0.500 12/12/14	249,000.00	0.00	0.00	0.00	0.00	249,000.00	249,622.50	249,661.34	38.84
57116AGN2	CD	Marlin Business Bk CD 0.400 01/20/15	249,000.00	0.00	0.00	0.00	0.00	249,000.00	249,000.00	248,494.28	(505.72)
05568P3Q8	CD	BMW Bk CD 0.750 06/29/15	248,000.00	0.00	0.00	0.00	0.00	248,000.00	246,566.31	247,147.62	581.31
254671RL6	CD	Discover Bk CD 0.700 07/06/15	248,000.00	0.00	0.00	0.00	0.00	248,000.00	246,915.00	247,457.62	542.62
8595317H2	CD	Sterling Svgs Bk CD 0.650 07/06/15	248,000.00	0.00	0.00	0.00	0.00	248,000.00	246,682.62	247,263.69	581.07
149159HZ1	CD	Cathay Bk CD 0.550 07/27/15	249,000.00	0.00	0.00	0.00	0.00	249,000.00	248,221.88	248,727.59	505.71
39120VRD8	CD	Great Southern Bk CD 0.600 08/14/15	248,000.00	0.00	0.00	0.00	0.00	248,000.00	248,000.00	247,341.31	(658.69)
411394AM1	CD	Happy State Bk CD 0.500 08/21/15	248,000.00	0.00	0.00	0.00	0.00	248,000.00	248,000.00	247,186.31	(813.69)
53022QDB8	CD	Liberty Bk CD 0.700 08/24/15	249,000.00	0.00	0.00	0.00	0.00	249,000.00	249,000.00	248,183.03	(816.97)
892094CH4	CD	Town Bk CD 0.650 09/28/15	0.00	249,000.00	0.00	0.00	0.00	249,000.00	0.00	248,494.28	248,494.28
49306SSS6	CD	Key Bk CD 0.600 10/09/15	0.00	249,000.00	0.00	0.00	0.00	249,000.00	0.00	248,338.66	248,338.66
<b>Total for Workers Compensation</b>			<b>10,087,527.03</b>	<b>520,767.23</b>	<b>(698,227.46)</b>	<b>0.00</b>	<b>0.00</b>	<b>9,910,066.80</b>	<b>10,083,184.84</b>	<b>9,904,517.06</b>	<b>(178,667.78)</b>
<b>Total for Carrollton-Farmers Branch ISD</b>			<b>232,703,577.65</b>	<b>35,745,035.01</b>	<b>(70,880,035.53)</b>	<b>0.00</b>	<b>0.00</b>	<b>197,568,577.11</b>	<b>232,699,235.46</b>	<b>197,563,027.37</b>	<b>(35,136,208.09)</b>



Carrollton-Farmers Branch ISD

**Earned Income**

From 08/31/2013 to 11/30/2013

CUSIP	Security Type	Security Description	Beg. Accrued	Interest Earned	Interest Rec'd / Sold / Matured	Interest Purchased	Ending Accrued	Disc Accr / Prem Amort	Net Income
<b>Activity Fund</b>									
B OF A	BANK DEP	Bank of America	0.00	9.10	9.10	0.00	0.00	0.00	9.10
TEXPOOL	LGIP	TexPool	0.00	228.30	228.30	0.00	0.00	0.00	228.30
<b>Total for Activity Fund</b>			<b>0.00</b>	<b>237.40</b>	<b>237.40</b>	<b>0.00</b>	<b>0.00</b>	<b>0.00</b>	<b>237.40</b>
<b>After The Bell</b>									
B OF A	BANK DEP	Bank of America	0.00	124.20	124.20	0.00	0.00	0.00	124.20
TEXPOOL	LGIP	TexPool	0.00	411.02	411.02	0.00	0.00	0.00	411.02
<b>Total for After The Bell</b>			<b>0.00</b>	<b>535.22</b>	<b>535.22</b>	<b>0.00</b>	<b>0.00</b>	<b>0.00</b>	<b>535.22</b>
<b>Capital Projects 2006</b>									
B OF A	BANK DEP	Bank of America	0.00	0.15	0.15	0.00	0.00	0.00	0.15
TEXPOOL	LGIP	TexPool	0.00	19.70	19.70	0.00	0.00	0.00	19.70
<b>Total for Capital Projects 2006</b>			<b>0.00</b>	<b>19.85</b>	<b>19.85</b>	<b>0.00</b>	<b>0.00</b>	<b>0.00</b>	<b>19.85</b>
<b>Capital Projects 2007</b>									
B OF A	BANK DEP	Bank of America	0.00	0.14	0.14	0.00	0.00	0.00	0.14
TEXPOOL	LGIP	TexPool	0.00	20.63	20.63	0.00	0.00	0.00	20.63
<b>Total for Capital Projects 2007</b>			<b>0.00</b>	<b>20.77</b>	<b>20.77</b>	<b>0.00</b>	<b>0.00</b>	<b>0.00</b>	<b>20.77</b>
<b>Capital Projects 2008</b>									
B OF A	BANK DEP	Bank of America	0.00	0.17	0.17	0.00	0.00	0.00	0.17
TEXPOOL	LGIP	TexPool	0.00	122.87	122.87	0.00	0.00	0.00	122.87
<b>Total for Capital Projects 2008</b>			<b>0.00</b>	<b>123.04</b>	<b>123.04</b>	<b>0.00</b>	<b>0.00</b>	<b>0.00</b>	<b>123.04</b>





Carrollton-Farmers Branch ISD

**Earned Income**

From 08/31/2013 to 11/30/2013

CUSIP	Security Type	Security Description	Beg. Accrued	Interest Earned	Interest Rec'd / Sold / Matured	Interest Purchased	Ending Accrued	Disc Accr / Prem Amort	Net Income
<b>Capital Projects 2012</b>									
B OF A	BANK DEP	Bank of America	0.00	13.93	13.93	0.00	0.00	0.00	13.93
TEXPOOL	LGIP	TexPool	0.00	1,733.28	1,733.28	0.00	0.00	0.00	1,733.28
CDAR-7143	CD-IAM	Town North Bk CDARS 0.450 09/12/13	56,576.71	1,894.88	58,471.59	0.00	0.00	0.00	1,894.88
<b>Total for Capital Projects 2012</b>			<b>56,576.71</b>	<b>3,642.09</b>	<b>60,218.80</b>	<b>0.00</b>	<b>0.00</b>	<b>0.00</b>	<b>3,642.09</b>
<b>Capital Projects 2013</b>									
TEXPOOL	LGIP	TexPool	0.00	4,632.07	4,632.07	0.00	0.00	0.00	4,632.07
<b>Total for Capital Projects 2013</b>			<b>0.00</b>	<b>4,632.07</b>	<b>4,632.07</b>	<b>0.00</b>	<b>0.00</b>	<b>0.00</b>	<b>4,632.07</b>
<b>City of Irving TIF #1</b>									
TEXPOOL	LGIP	TexPool	0.00	2,234.91	2,234.91	0.00	0.00	0.00	2,234.91
TNB-SVGS	BANK DEP	Town North Bk Svgs	0.00	71.57	71.57	0.00	0.00	0.00	71.57
CDAR-3894	CD-IAM	Town North Bk CD 0.450 08/21/14	1,849.32	16,828.76	0.00	0.00	18,678.08	0.00	16,828.76
<b>Total for City of Irving TIF #1</b>			<b>1,849.32</b>	<b>19,135.24</b>	<b>2,306.48</b>	<b>0.00</b>	<b>18,678.08</b>	<b>0.00</b>	<b>19,135.24</b>
<b>Clearing</b>									
B OF A	BANK DEP	Bank of America	0.00	69.56	69.56	0.00	0.00	0.00	69.56
<b>Total for Clearing</b>			<b>0.00</b>	<b>69.56</b>	<b>69.56</b>	<b>0.00</b>	<b>0.00</b>	<b>0.00</b>	<b>69.56</b>
<b>Credit Card Clearing Account</b>									
B OF A	BANK DEP	Bank of America	0.00	4.99	4.99	0.00	0.00	0.00	4.99
<b>Total for Credit Card Clearing Account</b>			<b>0.00</b>	<b>4.99</b>	<b>4.99</b>	<b>0.00</b>	<b>0.00</b>	<b>0.00</b>	<b>4.99</b>



Carrollton-Farmers Branch ISD

**Earned Income**

From 08/31/2013 to 11/30/2013

CUSIP	Security Type	Security Description	Beg. Accrued	Interest Earned	Interest Rec'd / Sold / Matured	Interest Purchased	Ending Accrued	Disc Accr / Prem Amort	Net Income
<b>Debt Service</b>									
B OF A	BANK DEP	Bank of America	0.00	9.74	9.74	0.00	0.00	0.00	9.74
TEXPOOL	LGIP	TexPool	0.00	918.31	918.31	0.00	0.00	0.00	918.31
<b>Total for Debt Service</b>			<b>0.00</b>	<b>928.05</b>	<b>928.05</b>	<b>0.00</b>	<b>0.00</b>	<b>0.00</b>	<b>928.05</b>
<b>Escrow</b>									
B OF A	BANK DEP	Bank of America	0.00	0.67	0.67	0.00	0.00	0.00	0.67
<b>Total for Escrow</b>			<b>0.00</b>	<b>0.67</b>	<b>0.67</b>	<b>0.00</b>	<b>0.00</b>	<b>0.00</b>	<b>0.67</b>
<b>Farmers Branch TIF #1</b>									
TEXPOOL	LGIP	TexPool	0.00	770.44	770.44	0.00	0.00	0.00	770.44
<b>Total for Farmers Branch TIF #1</b>			<b>0.00</b>	<b>770.44</b>	<b>770.44</b>	<b>0.00</b>	<b>0.00</b>	<b>0.00</b>	<b>770.44</b>
<b>Farmers Branch TIF #2</b>									
TEXPOOL	LGIP	TexPool	0.00	14.09	14.09	0.00	0.00	0.00	14.09
<b>Total for Farmers Branch TIF #2</b>			<b>0.00</b>	<b>14.09</b>	<b>14.09</b>	<b>0.00</b>	<b>0.00</b>	<b>0.00</b>	<b>14.09</b>
<b>Federal Funds</b>									
<b>Total for Federal Funds</b>			<b>0.00</b>	<b>0.00</b>	<b>0.00</b>	<b>0.00</b>	<b>0.00</b>	<b>0.00</b>	<b>0.00</b>
<b>Food Service</b>									
TEXPOOL	LGIP	TexPool	0.00	6.39	6.39	0.00	0.00	0.00	6.39
<b>Total for Food Service</b>			<b>0.00</b>	<b>6.39</b>	<b>6.39</b>	<b>0.00</b>	<b>0.00</b>	<b>0.00</b>	<b>6.39</b>



Carrollton-Farmers Branch ISD

**Earned Income**

From 08/31/2013 to 11/30/2013

CUSIP	Security Type	Security Description	Beg. Accrued	Interest Earned	Interest Rec'd / Sold / Matured	Interest Purchased	Ending Accrued	Disc Accr / Prem Amort	Net Income
<b>General Fund</b>									
B OF A	BANK DEP	Bank of America	0.00	115.65	115.65	0.00	0.00	0.00	115.65
TEXPOOL	LGIP	TexPool	0.00	6,042.74	6,042.74	0.00	0.00	0.00	6,042.74
TEXSTAR	LGIP	TexSTAR	0.00	2,053.44	2,053.44	0.00	0.00	0.00	2,053.44
WF-CFB	BANK DEP	Wells Fargo	0.00	2,748.86	2,748.86	0.00	0.00	0.00	2,748.86
CDAR-3731	CD-IAM	Town North Bk CDARS 0.450 09/11/14	0.00	12,879.59	0.00	0.00	12,879.59	0.00	12,879.59
<b>Total for General Fund</b>			<b>0.00</b>	<b>23,840.28</b>	<b>10,960.69</b>	<b>0.00</b>	<b>12,879.59</b>	<b>0.00</b>	<b>23,840.28</b>
<b>Payroll</b>									
B OF A	BANK DEP	Bank of America	0.00	57.56	57.56	0.00	0.00	0.00	57.56
<b>Total for Payroll</b>			<b>0.00</b>	<b>57.56</b>	<b>57.56</b>	<b>0.00</b>	<b>0.00</b>	<b>0.00</b>	<b>57.56</b>
<b>Section 125 Reimbursement Fund</b>									
B OF A	BANK DEP	Bank of America	0.00	45.77	45.77	0.00	0.00	0.00	45.77
<b>Total for Section 125 Reimbursement Fund</b>			<b>0.00</b>	<b>45.77</b>	<b>45.77</b>	<b>0.00</b>	<b>0.00</b>	<b>0.00</b>	<b>45.77</b>



Carrollton-Farmers Branch ISD

Earned Income

From 08/31/2013 to 11/30/2013

CUSIP	Security Type	Security Description	Beg. Accrued	Interest Earned	Interest Rec'd / Sold / Matured	Interest Purchased	Ending Accrued	Disc Accr / Prem Amort	Net Income
<b>Workers Compensation</b>									
B OF A	BANK DEP	Bank of America	0.00	7.40	7.40	0.00	0.00	0.00	7.40
TEXPOOL	LGIP	TexPool	0.00	659.88	659.88	0.00	0.00	0.00	659.88
07370TUK7	CD-IAM	Beal Bk CD 0.400 09/18/13	946.88	46.39	993.27	0.00	0.00	0.00	46.39
332135EZ1	CD	First Nat'l Bk CD 0.500 01/10/14	491.18	310.40	624.21	0.00	177.37	0.00	310.40
316777LJ8	CD-IAM	Fifth Third Bk CD 0.400 04/24/14	354.74	248.32	0.00	0.00	603.06	0.00	248.32
20701PAW4	CD	Conestoga Bk CD 0.450 06/17/14	46.05	279.37	282.44	0.00	42.98	0.00	279.37
32112EDU8	CD	First Nat'l Bk CD 0.250 06/27/14	8.49	154.58	156.28	0.00	6.79	0.00	154.58
02005QP31	CD	Ally Bk CD 0.950 08/01/14	200.10	587.38	0.00	0.00	787.48	0.00	587.38
07203QBR2	CD	Bay Cities Bk CD 0.500 12/12/14	68.22	310.40	313.81	0.00	64.81	0.00	310.40
57116AGN2	CD	Marlin Business Bk CD 0.400 01/20/15	125.52	248.32	0.00	0.00	373.84	0.00	248.32
05568P3Q8	CD	BMW Bk CD 0.750 06/29/15	326.14	463.72	0.00	0.00	789.86	0.00	463.72
254671RL6	CD	Discover Bk CD 0.700 07/06/15	285.37	432.81	0.00	0.00	718.18	0.00	432.81
8595317H2	CD	Sterling Svgs Bk CD 0.650 07/06/15	264.99	401.89	0.00	0.00	666.88	0.00	401.89
149159HZ1	CD	Cathay Bk CD 0.550 07/27/15	22.51	341.43	345.18	0.00	18.76	0.00	341.43
39120VRD8	CD	Great Southern Bk CD 0.600 08/14/15	73.38	370.98	0.00	0.00	444.36	0.00	370.98
411394AM1	CD	Happy State Bk CD 0.500 08/21/15	37.37	309.15	312.55	0.00	33.97	0.00	309.15
53022QDB8	CD	Liberty Bk CD 0.700 08/24/15	38.20	434.56	0.00	0.00	472.76	0.00	434.56
892094CH4	CD	Town Bk CD 0.650 09/28/15	0.00	283.79	0.00	0.00	283.79	0.00	283.79
49306SS56	CD	Key Bk CD 0.600 10/09/15	0.00	216.94	0.00	0.00	216.94	0.00	216.94
<b>Total for Workers Compensation</b>			<b>3,289.14</b>	<b>6,107.71</b>	<b>3,695.02</b>	<b>0.00</b>	<b>5,701.83</b>	<b>0.00</b>	<b>6,107.71</b>
<b>Total for Carrollton-Farmers Branch ISD</b>			<b>61,715.17</b>	<b>60,191.19</b>	<b>84,646.86</b>	<b>0.00</b>	<b>37,259.50</b>	<b>0.00</b>	<b>60,191.19</b>



**Carrollton-Farmers Branch ISD**  
**Investment Transactions**  
 From 09/01/2013 to 11/30/2013

Trade Date	Settle Date	CUSIP	Security Type	Security Description	Coupon	Mty Date	Call Date	Par Value	Price	Principal Amount	Int Purchased / Received	Total Amount	Realized Gain / Loss	YTM	YTW
<b>Capital Projects 2012</b>															
<b>Maturities</b>															
09/12/13	09/12/13	CDAR-7143	CD-IAM	Town North Bk CDARS	0.450	09/12/13		13,000,000.00	100.000	13,000,000.00	58,339.73	13,058,339.73		0.450	
<b>Total for: Maturities</b>								<b>13,000,000.00</b>		<b>13,000,000.00</b>	<b>58,339.73</b>	<b>13,058,339.73</b>		<b>0.450</b>	
<b>Income Payments</b>															
09/12/13	09/12/13	CDAR-7143	CD-IAM	Town North Bk CDARS	0.450	09/12/13				0.00	131.86	131.86			
<b>Total for: Income Payments</b>										<b>0.00</b>	<b>131.86</b>	<b>131.86</b>			
<b>General Fund</b>															
<b>Purchases</b>															
09/12/13	09/12/13	CDAR-3731	CD-IAM	Town North Bk CDARS	0.450	09/11/14		13,058,471.59	100.000	13,058,471.59	0.00	13,058,471.59		0.450	0.450
<b>Total for: Purchases</b>								<b>13,058,471.59</b>		<b>13,058,471.59</b>	<b>0.00</b>	<b>13,058,471.59</b>		<b>0.450</b>	<b>0.450</b>



Carrollton-Farmers Branch ISD  
**Investment Transactions**  
 From 09/01/2013 to 11/30/2013

Trade Date	Settle Date	CUSIP	Security Type	Security Description	Coupon	Mty Date	Call Date	Par Value	Price	Principal Amount	Int Purchased / Received	Total Amount	Realized Gain / Loss	YTM	YTW
<b>Workers Compensation</b>															
<b>Maturities</b>															
09/18/13	09/18/13	07370TUK7	CD-IAM	Beal Bk CD	0.400	09/18/13		249,000.00	100.000	249,000.00	993.27	249,993.27		0.400	
<b>Total for: Maturities</b>								<b>249,000.00</b>		<b>249,000.00</b>	<b>993.27</b>	<b>249,993.27</b>		<b>0.400</b>	
<b>Purchases</b>															
09/27/13	09/27/13	892094CH4	CD	Town Bk CD	0.650	09/28/15		249,000.00	100.000	249,000.00	0.00	249,000.00		0.650	0.650
10/09/13	10/09/13	49306SS56	CD	Key Bk CD	0.600	10/09/15		249,000.00	100.000	249,000.00	0.00	249,000.00		0.600	0.600
<b>Total for: Purchases</b>								<b>498,000.00</b>		<b>498,000.00</b>	<b>0.00</b>	<b>498,000.00</b>		<b>0.625</b>	<b>0.625</b>
<b>Income Payments</b>															
09/12/13	09/12/13	07203QBR2	CD	Bay Cities Bk CD	0.500	12/12/14				0.00	105.74	105.74			
09/17/13	09/17/13	20701PAW4	CD	Conestoga Bk CD	0.450	06/17/14				0.00	95.17	95.17			
09/23/13	10/21/13	411394AM1	CD	Happy State Bk CD	0.500	08/21/15				0.00	105.31	105.31			
09/26/13	09/26/13	149159HZ1	CD	Cathay Bk CD	0.550	07/27/15				0.00	116.31	116.31			
09/30/13	09/27/13	32112EDU8	CD	First Nat'l Bk CD	0.250	06/27/14				0.00	52.66	52.66			
10/10/13	10/10/13	332135EZ1	CD	First Nat'l Bk CD	0.500	01/10/14				0.00	624.21	624.21			
10/14/13	10/12/13	07203QBR2	CD	Bay Cities Bk CD	0.500	12/12/14				0.00	102.33	102.33			
10/17/13	10/17/13	20701PAW4	CD	Conestoga Bk CD	0.450	06/17/14				0.00	92.10	92.10			
10/21/13	10/21/13	411394AM1	CD	Happy State Bk CD	0.500	08/21/15				0.00	101.92	101.92			
10/28/13	10/27/13	32112EDU8	CD	First Nat'l Bk CD	0.250	06/27/14				0.00	50.96	50.96			
10/28/13	10/26/13	149159HZ1	CD	Cathay Bk CD	0.550	07/27/15				0.00	112.56	112.56			
11/12/13	11/12/13	07203QBR2	CD	Bay Cities Bk CD	0.500	12/12/14				0.00	105.74	105.74			
11/18/13	11/17/13	20701PAW4	CD	Conestoga Bk CD	0.450	06/17/14				0.00	95.17	95.17			
11/21/13	11/21/13	411394AM1	CD	Happy State Bk CD	0.500	08/21/15				0.00	105.32	105.32			
11/26/13	11/26/13	149159HZ1	CD	Cathay Bk CD	0.550	07/27/15				0.00	116.31	116.31			
11/29/13	11/27/13	32112EDU8	CD	First Nat'l Bk CD	0.250	06/27/14				0.00	52.66	52.66			
<b>Total for: Income Payments</b>										<b>0.00</b>	<b>2,034.47</b>	<b>2,034.47</b>			



**Carrollton-Farmers Branch ISD**  
**Investment Transactions**  
*From 09/01/2013 to 11/30/2013*

Trade Date	Settle Date	CUSIP	Security Type	Security Description	Coupon	Mty Date	Call Date	Par Value	Price	Principal Amount	Int Purchased / Received	Total Amount	Realized Gain / Loss	YTM	YTW
------------	-------------	-------	---------------	----------------------	--------	----------	-----------	-----------	-------	------------------	--------------------------	--------------	----------------------	-----	-----

**Total for All Portfolios**

Transaction Type	Quantity	Total Amount	Realized G/L	YTM	YTW
Total Maturities	13,249,000.00	13,308,333.00		0.449	
Total Purchases	13,556,471.59	13,556,471.59		0.456	0.456
Total Income Payments	0.00	2,166.33			



**Carrollton-Farmers Branch ISD**  
**Amortization and Accretion**  
*From 08/31/2013 to 11/30/2013*

CUSIP	Settle Date	Security Type	Security Description	Next Call Date	Purchase Qty	Orig Price	Original Cost	Amrt/Accr for Period	Total Amrt/Accr Since Purch	Remaining Disc / Prem	Book Value
<b>Capital Projects 2012</b>											
CDAR-7143	09/13/12	CD-IAM	Town North Bk CDARS 0.450 09/12/13		0.00	100.000	0.00	0.00	0.00	0.00	0.00
<b>Total for Capital Projects 2012</b>					<b>0.00</b>		<b>0.00</b>	<b>0.00</b>	<b>0.00</b>	<b>0.00</b>	<b>0.00</b>
<b>City of Irving TIF #1</b>											
CDAR-3894	08/22/13	CD-IAM	Town North Bk CD 0.450 08/21/14		15,000,000.00	100.000	15,000,000.00	0.00	0.00	0.00	15,000,000.00
<b>Total for City of Irving TIF #1</b>					<b>15,000,000.00</b>		<b>15,000,000.00</b>	<b>0.00</b>	<b>0.00</b>	<b>0.00</b>	<b>15,000,000.00</b>
<b>General Fund</b>											
CDAR-3731	09/12/13	CD-IAM	Town North Bk CDARS 0.450 09/11/14		13,058,471.59	100.000	13,058,471.59	0.00	0.00	0.00	13,058,471.59
<b>Total for General Fund</b>					<b>13,058,471.59</b>		<b>13,058,471.59</b>	<b>0.00</b>	<b>0.00</b>	<b>0.00</b>	<b>13,058,471.59</b>





**Carrollton-Farmers Branch ISD**  
**Amortization and Accretion**  
 From 08/31/2013 to 11/30/2013

CUSIP	Settle Date	Security Type	Security Description	Next Call Date	Purchase Qty	Orig Price	Original Cost	Amrt/Accr for Period	Total Amrt/Accr Since Purch	Remaining Disc / Prem	Book Value
<b>Workers Compensation</b>											
07370TUK7	09/19/12	CD-IAM	Beal Bk CD 0.400 09/18/13		0.00	100.000	0.00	0.00	0.00	0.00	0.00
332135EZ1	10/10/12	CD	First Nat'l Bk CD 0.500 01/10/14		249,000.00	100.000	249,000.00	0.00	0.00	0.00	249,000.00
316777LJ8	04/24/13	CD-IAM	Fifth Third Bk CD 0.400 04/24/14		249,000.00	100.000	249,000.00	0.00	0.00	0.00	249,000.00
20701PAW4	12/17/12	CD	Conestoga Bk CD 0.450 06/17/14		249,000.00	100.000	249,000.00	0.00	0.00	0.00	249,000.00
32112EDU8	06/28/13	CD	First Nat'l Bk CD 0.250 06/27/14		248,000.00	100.000	248,000.00	0.00	0.00	0.00	248,000.00
02005QP31	08/01/12	CD	Ally Bk CD 0.950 08/01/14		248,000.00	100.000	248,000.00	0.00	0.00	0.00	248,000.00
07203QBR2	12/12/12	CD	Bay Cities Bk CD 0.500 12/12/14		249,000.00	100.000	249,000.00	0.00	0.00	0.00	249,000.00
57116AGN2	07/17/13	CD	Marlin Business Bk CD 0.400 01/20/15		249,000.00	100.000	249,000.00	0.00	0.00	0.00	249,000.00
05568P3Q8	06/28/13	CD	BMW Bk CD 0.750 06/29/15		248,000.00	100.000	248,000.00	0.00	0.00	0.00	248,000.00
254671RL6	07/03/13	CD	Discover Bk CD 0.700 07/06/15		248,000.00	100.000	248,000.00	0.00	0.00	0.00	248,000.00
8595317H2	07/03/13	CD	Sterling Svgs Bk CD 0.650 07/06/15		248,000.00	100.000	248,000.00	0.00	0.00	0.00	248,000.00
149159HZ1	07/26/13	CD	Cathay Bk CD 0.550 07/27/15		249,000.00	100.000	249,000.00	0.00	0.00	0.00	249,000.00
39120VRD8	08/14/13	CD	Great Southern Bk CD 0.600 08/14/15		248,000.00	100.000	248,000.00	0.00	0.00	0.00	248,000.00
411394AM1	08/21/13	CD	Happy State Bk CD 0.500 08/21/15		248,000.00	100.000	248,000.00	0.00	0.00	0.00	248,000.00
53022QDB8	08/23/13	CD	Liberty Bk CD 0.700 08/24/15		249,000.00	100.000	249,000.00	0.00	0.00	0.00	249,000.00
892094CH4	09/27/13	CD	Town Bk CD 0.650 09/28/15		249,000.00	100.000	249,000.00	0.00	0.00	0.00	249,000.00
49306SS56	10/09/13	CD	Key Bk CD 0.600 10/09/15		249,000.00	100.000	249,000.00	0.00	0.00	0.00	249,000.00
<b>Total for Workers Compensation</b>					<b>3,977,000.00</b>		<b>3,977,000.00</b>	<b>0.00</b>	<b>0.00</b>	<b>0.00</b>	<b>3,977,000.00</b>
<b>Total for Carrollton-Farmers Branch ISD</b>					<b>32,035,471.59</b>		<b>32,035,471.59</b>	<b>0.00</b>	<b>0.00</b>	<b>0.00</b>	<b>32,035,471.59</b>



**Carrollton-Farmers Branch ISD**  
**Projected Cash Flows**  
*Cash Flows for next 180 days from 11/30/2013*

CUSIP	Security Type	Security Description	Pay Date	Interest	Principal	Total Amount
<b>Workers Compensation</b>						
07203QBR2	CD	Bay Cities Bk CD 0.500 12/12/14	12/12/13	102.32	0.00	102.32
20701PAW4	CD	Conestoga Bk CD 0.450 06/17/14	12/17/13	92.09	0.00	92.09
411394AM1	CD	Happy State Bk CD 0.500 08/21/15	12/21/13	101.91	0.00	101.91
149159HZ1	CD	Cathay Bk CD 0.550 07/27/15	12/26/13	114.12	0.00	114.12
32112EDU8	CD	First Nat'l Bk CD 0.250 06/27/14	12/27/13	50.95	0.00	50.95
05568P3Q8	CD	BMW Bk CD 0.750 06/29/15	12/29/13	932.54	0.00	932.54
254671RL6	CD	Discover Bk CD 0.700 07/06/15	01/03/14	868.00	0.00	868.00
859531H2	CD	Sterling Svgs Bk CD 0.650 07/06/15	01/03/14	806.00	0.00	806.00
332135EZ1	CD	First Nat'l Bk CD 0.500 01/10/14	01/10/14	313.80	249,000.00	249,313.80
07203QBR2	CD	Bay Cities Bk CD 0.500 12/12/14	01/12/14	105.73	0.00	105.73
20701PAW4	CD	Conestoga Bk CD 0.450 06/17/14	01/17/14	95.16	0.00	95.16
57116AGN2	CD	Marlin Business Bk CD 0.400 01/20/15	01/17/14	498.00	0.00	498.00
411394AM1	CD	Happy State Bk CD 0.500 08/21/15	01/21/14	105.31	0.00	105.31
149159HZ1	CD	Cathay Bk CD 0.550 07/27/15	01/26/14	114.12	0.00	114.12
32112EDU8	CD	First Nat'l Bk CD 0.250 06/27/14	01/27/14	52.65	0.00	52.65
02005QP31	CD	Ally Bk CD 0.950 08/01/14	02/01/14	1,187.68	0.00	1,187.68
07203QBR2	CD	Bay Cities Bk CD 0.500 12/12/14	02/12/14	105.73	0.00	105.73
39120VRD8	CD	Great Southern Bk CD 0.600 08/14/15	02/14/14	750.11	0.00	750.11
20701PAW4	CD	Conestoga Bk CD 0.450 06/17/14	02/17/14	95.16	0.00	95.16
411394AM1	CD	Happy State Bk CD 0.500 08/21/15	02/21/14	105.31	0.00	105.31
53022QDB8	CD	Liberty Bk CD 0.700 08/24/15	02/24/14	878.66	0.00	878.66
149159HZ1	CD	Cathay Bk CD 0.550 07/27/15	02/26/14	114.12	0.00	114.12
32112EDU8	CD	First Nat'l Bk CD 0.250 06/27/14	02/27/14	52.65	0.00	52.65
07203QBR2	CD	Bay Cities Bk CD 0.500 12/12/14	03/12/14	95.50	0.00	95.50
20701PAW4	CD	Conestoga Bk CD 0.450 06/17/14	03/17/14	85.95	0.00	85.95
411394AM1	CD	Happy State Bk CD 0.500 08/21/15	03/21/14	95.12	0.00	95.12
149159HZ1	CD	Cathay Bk CD 0.550 07/27/15	03/26/14	114.12	0.00	114.12
32112EDU8	CD	First Nat'l Bk CD 0.250 06/27/14	03/27/14	47.56	0.00	47.56
892094CH4	CD	Town Bk CD 0.650 09/28/15	03/28/14	802.59	0.00	802.59



**Carrollton-Farmers Branch ISD**  
**Projected Cash Flows**  
*Cash Flows for next 180 days from 11/30/2013*

CUSIP	Security Type	Security Description	Pay Date	Interest	Principal	Total Amount
<b>Workers Compensation</b>						
49306SS6	CD	Key Bk CD 0.600 10/09/15	04/09/14	744.95	0.00	744.95
07203QBR2	CD	Bay Cities Bk CD 0.500 12/12/14	04/12/14	105.73	0.00	105.73
20701PAW4	CD	Conestoga Bk CD 0.450 06/17/14	04/17/14	95.16	0.00	95.16
411394AM1	CD	Happy State Bk CD 0.500 08/21/15	04/21/14	105.31	0.00	105.31
316777LJ8	CD-IAM	Fifth Third Bk CD 0.400 04/24/14	04/24/14	996.00	249,000.00	249,996.00
149159HZ1	CD	Cathay Bk CD 0.550 07/27/15	04/26/14	114.12	0.00	114.12
32112EDU8	CD	First Nat'l Bk CD 0.250 06/27/14	04/27/14	52.65	0.00	52.65
07203QBR2	CD	Bay Cities Bk CD 0.500 12/12/14	05/12/14	102.32	0.00	102.32
20701PAW4	CD	Conestoga Bk CD 0.450 06/17/14	05/17/14	92.09	0.00	92.09
411394AM1	CD	Happy State Bk CD 0.500 08/21/15	05/21/14	101.91	0.00	101.91
149159HZ1	CD	Cathay Bk CD 0.550 07/27/15	05/26/14	114.12	0.00	114.12
32112EDU8	CD	First Nat'l Bk CD 0.250 06/27/14	05/27/14	50.95	0.00	50.95
<b>Total for Workers Compensation</b>				<b>11,558.27</b>	<b>498,000.00</b>	<b>509,558.27</b>



**Carrollton-Farmers Branch ISD**  
**Projected Cash Flows**  
*Cash Flows for next 180 days from 11/30/2013*

CUSIP	Security Type	Security Description	Pay Date	Interest	Principal	Total Amount
-------	---------------	----------------------	----------	----------	-----------	--------------

**Total for All Portfolios**

	December 2013	1,393.93	0.00	1,393.93
	January 2014	2,958.77	249,000.00	251,958.77
	February 2014	3,289.42	0.00	3,289.42
	March 2014	1,240.84	0.00	1,240.84
	April 2014	2,213.92	249,000.00	251,213.92
	May 2014	461.39	0.00	461.39
<b>Total Projected Cash Flows for Carrollton-Farmers Branch ISD</b>		<b>11,558.27</b>	<b>498,000.00</b>	<b>509,558.27</b>