



Investment Portfolio Summary

Carrollton-Farmers Branch ISD



Carrollton · Farmers Branch

Independent School District

••• An Innovative Leader in Learning •••

For the Quarter Ended

August 31, 2015

Report Name

- Certification Page
- Executive Summary
- Benchmark Comparison
- Detail of Security Holdings
- Change in Value
- Earned Income
- Investment Transactions
- Amortization and Accretion
- Projected Fixed Income Cash Flows

MARKET RECAP - AUGUST 2015:

The latest addition to a long list of stumbling blocks (excuses) for the U.S. economy and the Fed's plans to begin raising interest rates is China. A number of important Chinese economic indicators show their economy is slowing sharply and that has investors worried. In early August, the People's Bank of China unexpectedly allowed their currency to devalue and within days the yuan had fallen more than 4% against the U.S. dollar. The PBOC hopes currency devaluation will allow Chinese exports to be more competitive and boost their struggling economy. The action sparked a maelstrom of volatility in global financial markets. There are a number of concerns over the unexpected PBOC actions. One is that China, a significant driver of the global economy, *thinks* it's in trouble. Another is that other growth-starved countries could follow suit and ignite a currency war. That would be deflationary, and the rate of global inflation is already too low. Chinese stocks extended their slump and have fallen nearly 40% from their June peak.

The news out of China and the declining U.S. stock markets took center stage during August, relegating domestic economic data to a bit role. Nonetheless, the data was generally good. Nonfarm payrolls rose by +215,000 in July, slightly below the revised +231,000 gain in June. The unemployment rate held steady at 5.3%, matching the lowest point since April 2008. The ISM manufacturing index declined from 53.5 to 52.7, but continues to signal expansion. The factory sector, at less than 10% of the overall economy, is dwarfed by the service sector which appears to be on a much faster growth track. The ISM non-manufacturing (service sector) index jumped above the 60 mark for only the third time in the past 15 years. The 60.3 July reading was the highest level since August 2005. Retail sales increased by +0.6% in July, while positive revisions to prior months added to its luster as May sales were revised upward from +1.0% to +1.2% and June from -0.3% to +0.0%. Inflation indicators remain shy of the Fed's target. The consumer price index (CPI) rose just +0.1% in July and is up only +0.2% year-over-year. Even stripping out food and energy, the core-CPI is up only +1.8% year-over-year. And inflation may be heading lower in the near-term with energy and commodities prices falling (oil traded below \$40 per barrel) and the rest of the world exporting deflation.

August was a very volatile month for financial markets with the major U.S. stock indices experiencing major price swings. The venerable Dow Jones Industrial Average traded across a range of more than 2,000 points, finishing with a loss of -6.6% for the month and more than 10% below its mid-May high point. Despite a lot of intraday volatility and diminishing odds for a September rate hike, bond yields finished the month higher with the two-year T-note up 7 basis points to 0.74% and the 10-year T-note up 4 basis points to 2.22%.

For the Quarter Ended
August 31, 2015

This report is prepared for the **Carrollton-Farmers Branch ISD** (the "Entity") in accordance with Chapter 2256 of the Texas Public Funds Investment Act ("PFIA"). Section 2256.023(a) of the PFIA states that: "Not less than quarterly, the investment officer shall prepare and submit to the governing body of the entity a written report of the investment transactions for all funds covered by this chapter for the preceding reporting period." This report is signed by the Entity's investment officers and includes the disclosures required in the PFIA. To the extent possible, market prices have been obtained from independent pricing sources.

The investment portfolio complied with the PFIA and the Entity's approved Investment Policy and Strategy throughout the period. All investment transactions made in the portfolio during this period were made on behalf of the Entity and were made in full compliance with the PFIA and the approved Investment Policy.

Officer Names and Titles:

Name: Tonya Tillman

Title: Chief Financial Officer

Name: Mark Hyatt

Title: Associate Superintendent

Name: Steven Franks

Title: Accounting Director

Name: Scott Roderick

Title: Director of Financial Reporting

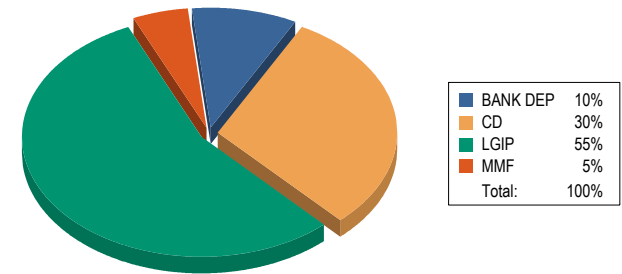
Account Summary

Allocation by Security Type

Beginning Values as of 05/31/15

Ending Values as of 08/31/15

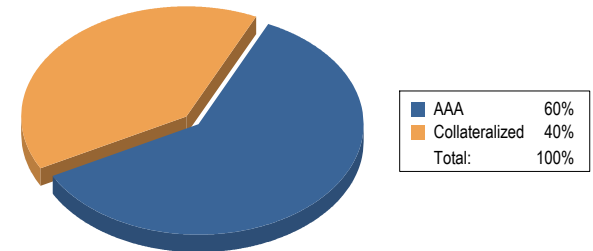
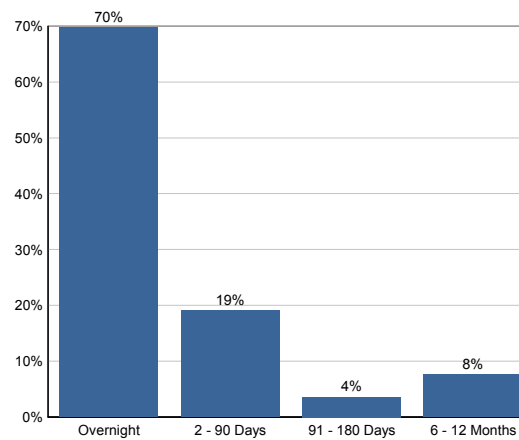
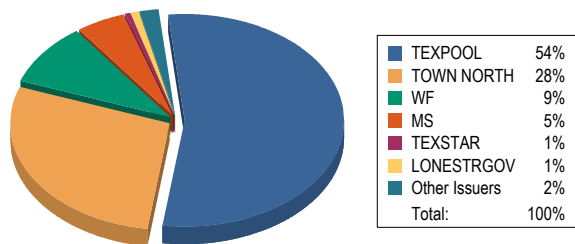
Par Value	204,049,385.88	159,697,559.89
Market Value	204,054,918.31	159,701,266.65
Book Value	204,049,385.88	159,697,559.89
Unrealized Gain/(Loss)	5,532.43	3,706.76
Market Value %	100.00%	100.00%
Weighted Avg. YTW	0.188%	0.219%
Weighted Avg. YTM	0.188%	0.219%



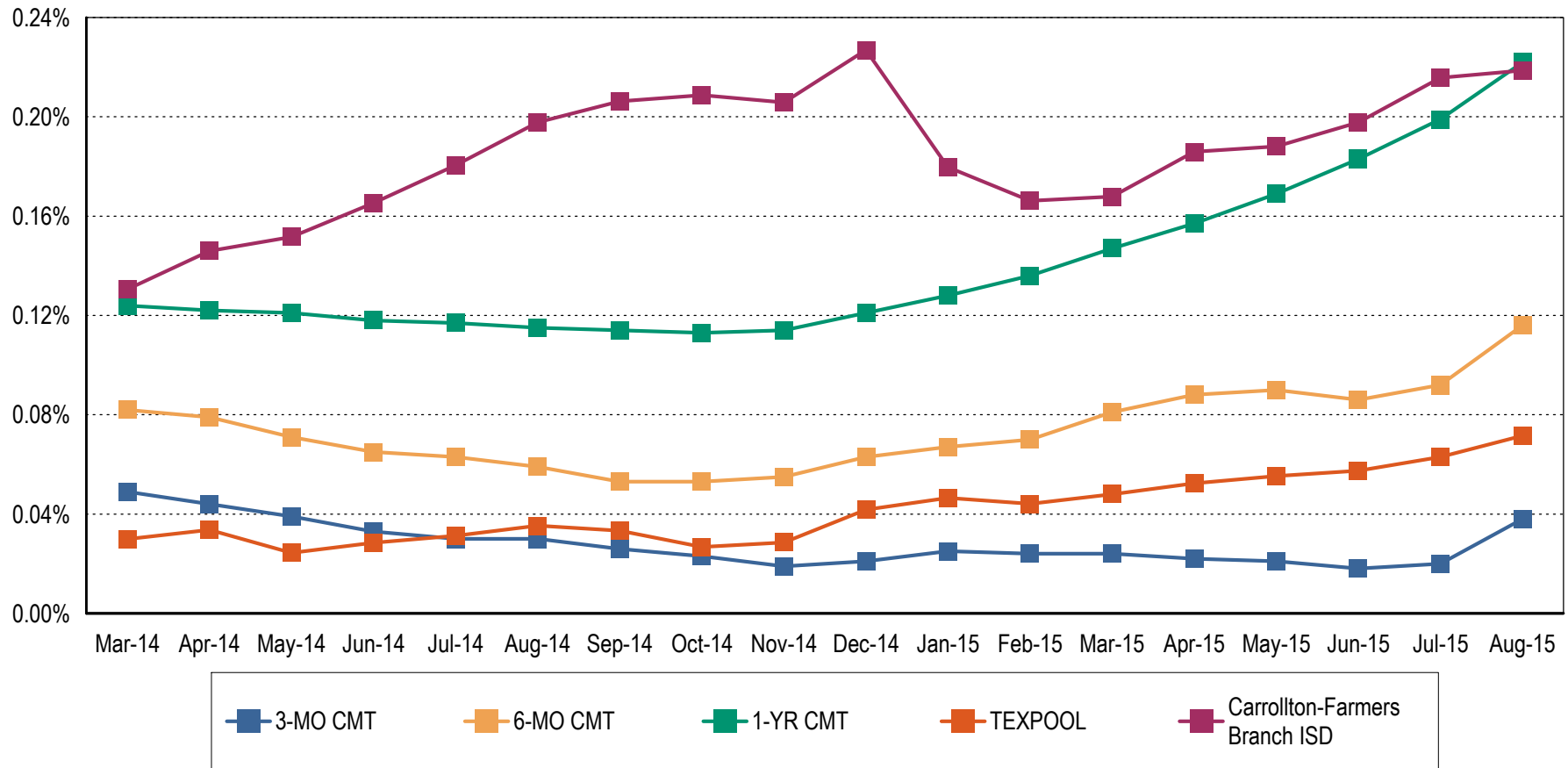
Allocation by Issuer

Maturity Distribution %

Credit Quality



Weighted Average Days to Maturity: 37



Note 1: CMT stands for Constant Maturity Treasury. This data is published in Federal Reserve Statistical Release H.15 and represents an average of all actively traded Treasury securities having that time remaining until maturity. This is a standard industry benchmark for Treasury securities. The CMT benchmarks are moving averages. The 3-month CMT is the daily average for the previous 3 months, the 6-month CMT is the daily average for the previous 6 months, and the 1-year and 2-year CMT's are the daily averages for the previous 12-months.

Note 2: Benchmark data for TexPool is the monthly average yield.



Carrollton-Farmers Branch ISD
Detail of Security Holdings
As of 08/31/2015

CUSIP	Settle Date	Sec. Type	Sec. Description	CPN	Mty Date	Next Call	Call Type	Par Value	Purch Price	Orig Cost	Book Value	Mkt Price	Market Value	Days to Mty	Days to Call	YTM	YTW
After The Bell																	
TEXPOOL		LGIP	TexPool					101,838.45	100.000	101,838.45	101,838.45	100.000	101,838.45	1		0.072	0.072
CDAR34642	12/11/14	CD-IAM	Town North Bk CDARS	0.500	12/10/15			3,000,000.00	100.000	3,000,000.00	3,000,000.00	100.000	3,000,000.00	101		0.500	0.500
Total for After The Bell								3,101,838.45	100.000	3,101,838.45	3,101,838.45	100.000	3,101,838.45	98		0.486	0.486
Capital Projects 2008																	
TEXPOOL		LGIP	TexPool					100,191.28	100.000	100,191.28	100,191.28	100.000	100,191.28	1		0.072	0.072
Total for Capital Projects 2008								100,191.28	100.000	100,191.28	100,191.28	100.000	100,191.28	1		0.072	0.072
Capital Projects 2012																	
TEXPOOL		LGIP	TexPool					2,805,093.30	100.000	2,805,093.30	2,805,093.30	100.000	2,805,093.30	1		0.072	0.072
Total for Capital Projects 2012								2,805,093.30	100.000	2,805,093.30	2,805,093.30	100.000	2,805,093.30	1		0.072	0.072
Capital Projects 2013																	
TEXPOOL		LGIP	TexPool					18,763,235.51	100.000	18,763,235.51	18,763,235.51	100.000	18,763,235.51	1		0.072	0.072
CDAR-7268	11/06/14	CD-IAM	Town North Bk CDARS	0.500	11/05/15			10,000,000.00	100.000	10,000,000.00	10,000,000.00	100.000	10,000,000.00	66		0.500	0.500
CDAR-9824	11/20/14	CD-IAM	Town North Bk CDARS	0.500	11/19/15			5,000,000.00	100.000	5,000,000.00	5,000,000.00	100.000	5,000,000.00	80		0.500	0.500
Total for Capital Projects 2013								33,763,235.51	100.000	33,763,235.51	33,763,235.51	100.000	33,763,235.51	32		0.262	0.262
City of Irving TIF #1																	
TEXPOOL		LGIP	TexPool					32,691,117.53	100.000	32,691,117.53	32,691,117.53	100.000	32,691,117.53	1		0.072	0.072
CDAR-5385	08/20/15	CD-IAM	Town North Bk CDARS	0.500	08/18/16			10,000,000.00	100.000	10,000,000.00	10,000,000.00	100.000	10,000,000.00	353		0.500	0.500
Total for City of Irving TIF #1								42,691,117.53	100.000	42,691,117.53	42,691,117.53	100.000	42,691,117.53	83		0.172	0.172

CUSIP	Settle Date	Sec. Type	Sec. Description	CPN	Mty Date	Next Call	Call Type	Par Value	Purch Price	Orig Cost	Book Value	Mkt Price	Market Value	Days to Mty	Days to Call	YTM	YTW
Debt Service																	
TEXPOOL		LGIP	TexPool					3,954,765.50	100.000	3,954,765.50	3,954,765.50	100.000	3,954,765.50	1		0.072	0.072
Total for Debt Service								3,954,765.50	100.000	3,954,765.50	3,954,765.50	100.000	3,954,765.50	1		0.072	0.072
Farmers Branch TIF #1																	
TEXPOOL		LGIP	TexPool					7,863,389.44	100.000	7,863,389.44	7,863,389.44	100.000	7,863,389.44	1		0.072	0.072
Total for Farmers Branch TIF #1								7,863,389.44	100.000	7,863,389.44	7,863,389.44	100.000	7,863,389.44	1		0.072	0.072
Farmers Branch TIF #2																	
TEXPOOL		LGIP	TexPool					178,265.57	100.000	178,265.57	178,265.57	100.000	178,265.57	1		0.072	0.072
Total for Farmers Branch TIF #2								178,265.57	100.000	178,265.57	178,265.57	100.000	178,265.57	1		0.072	0.072
Food Service																	
TEXPOOL		LGIP	TexPool					245,620.02	100.000	245,620.02	245,620.02	100.000	245,620.02	1		0.072	0.072
Total for Food Service								245,620.02	100.000	245,620.02	245,620.02	100.000	245,620.02	1		0.072	0.072

CUSIP	Settle Date	Sec. Type	Sec. Description	CPN	Mty Date	Next Call	Call Type	Par Value	Purch Price	Orig Cost	Book Value	Mkt Price	Market Value	Days to Mty	Days to Call	YTM	YTW
General Fund																	
LNSTGOV		LGIP	LoneStar Govt O/N					1,002,027.87	100.000	1,002,027.87	1,002,027.87	100.000	1,002,027.87	1		0.090	0.090
MS-CFB		BANK DEP	Morgan Stanley Bk					15.08	100.000	15.08	15.08	100.000	15.08	1		0.010	0.010
MSGXX		MMF	Morgan Stanley Govt Port MM					8,032,239.77	100.000	8,032,239.77	8,032,239.77	100.000	8,032,239.77	1		0.040	0.040
TEXPOOL		LGIP	TexPool					19,149,166.59	100.000	19,149,166.59	19,149,166.59	100.000	19,149,166.59	1		0.072	0.072
TEXSTAR		LGIP	TexSTAR					1,094,954.48	100.000	1,094,954.48	1,094,954.48	100.000	1,094,954.48	1		0.082	0.082
WF-CFB		BANK DEP	Wells Fargo					15,058,401.50	100.000	15,058,401.50	15,058,401.50	100.000	15,058,401.50	1		0.250	0.250
CDAR-6242	09/11/14	CD-IAM	Town North Bk CDARS	0.500	09/10/15			10,000,000.00	100.000	10,000,000.00	10,000,000.00	100.000	10,000,000.00	10		0.500	0.500
CDAR-0496	09/18/14	CD-IAM	Town North Bk CDARS	0.500	09/17/15			5,000,000.00	100.000	5,000,000.00	5,000,000.00	100.000	5,000,000.00	17		0.500	0.500
Total for General Fund								59,336,805.29	100.000	59,336,805.29	59,336,805.29	100.000	59,336,805.29	4		0.221	0.221
Workers Compensation																	
GTBXX-CFB		MMF	Dreyfus Treas Prime MMF					29,013.08	100.000	29,013.08	29,013.08	100.000	29,013.08	1		0.010	0.010
MS-CFB		BANK DEP	Morgan Stanley Bk					1,982.52	100.000	1,982.52	1,982.52	100.000	1,982.52	1		0.010	0.010
TEXPOOL		LGIP	TexPool					193,627.79	100.000	193,627.79	193,627.79	100.000	193,627.79	1		0.072	0.072
TNB-SVGS		BANK DEP	Town North Bk Svgs					201,614.61	100.000	201,614.61	201,614.61	100.000	201,614.61	1		0.500	0.500
892094CH4	09/27/13	CD	Town Bk CD	0.650	09/28/15			249,000.00	100.000	249,000.00	249,000.00	100.034	249,085.16	28		0.650	0.650
49306SS56	10/09/13	CD	Key Bk CD	0.600	10/09/15			249,000.00	100.000	249,000.00	249,000.00	100.043	249,107.07	39		0.600	0.600
CDAR34642	12/11/14	CD-IAM	Town North Bk CDARS	0.500	12/10/15			2,000,000.00	100.000	2,000,000.00	2,000,000.00	100.000	2,000,000.00	101		0.500	0.500
38147JH62	06/18/14	CD	Goldman Sachs CD	0.400	12/18/15			248,000.00	100.000	248,000.00	248,000.00	100.035	248,086.80	109		0.400	0.400
872278CB0	12/18/13	CD	TCF Bk CD	0.550	12/18/15			249,000.00	100.000	249,000.00	249,000.00	100.079	249,195.47	109		0.550	0.550
508176CF9	01/29/14	CD	Lake City Bk CD	0.550	01/29/16			249,000.00	100.000	249,000.00	249,000.00	100.089	249,222.11	151		0.550	0.550
87164DEH9	04/03/14	CD	Synovus Bk CD	0.500	04/04/16			248,000.00	100.000	248,000.00	248,000.00	100.179	248,443.67	217		0.500	0.500
06246PAL9	04/09/14	CD	Bk of Grove CD	0.500	04/08/16			249,000.00	100.000	249,000.00	249,000.00	100.011	249,026.64	221		0.500	0.500
06740KGJ0	04/23/14	CD	Barclays Bk CD	0.450	04/25/16			248,000.00	100.000	248,000.00	248,000.00	100.145	248,358.61	238		0.450	0.450
337630AH0	06/06/14	CD	F1RSTRUST BK CD	0.500	06/06/16			249,000.00	100.000	249,000.00	249,000.00	100.129	249,320.46	280		0.500	0.500
509685EW9	06/27/14	CD	Lake Forest Bk & Trust CD	0.500	06/27/16			248,000.00	100.000	248,000.00	248,000.00	100.102	248,252.96	301		0.501	0.501
02006LGB3	08/07/14	CD	Ally Bk CD	0.850	08/08/16			248,000.00	100.000	248,000.00	248,000.00	100.266	248,660.18	343		0.850	0.850
87482VAA3	08/06/14	CD	Talmer Bk & Trust CD	0.700	08/08/16			249,000.00	100.000	249,000.00	249,000.00	100.127	249,315.73	343		0.700	0.700
71270QFL5	08/20/14	CD	People's United Bk CD	0.850	08/22/16			248,000.00	100.000	248,000.00	248,000.00	100.255	248,631.90	357		0.850	0.850
Total for Workers Compensation								5,657,238.00	100.000	5,657,238.00	5,657,238.00	100.066	5,660,944.76	156		0.531	0.531



Carrollton-Farmers Branch ISD
Detail of Security Holdings
As of 08/31/2015

CUSIP	Settle Date	Sec. Type	Sec. Description	CPN	Mty Date	Next Call	Call Type	Par Value	Purch Price	Orig Cost	Book Value	Mkt Price	Market Value	Days to Mty	Days to Call	YTM	YTW	
Total for Carrollton-Farmers Branch ISD									159,697,559.89	100.000	159,697,559.89	159,697,559.89	100.002	159,701,266.65	38		0.219	0.219



Carrollton-Farmers Branch ISD
Change in Value
 From 05/31/2015 to 08/31/2015

CUSIP	Security Type	Security Description	05/31/15 Book Value	Cost of Purchases	Maturities / Calls / Sales	Amortization / Accretion	Realized Gain/(Loss)	08/31/15 Book Value	05/31/15 Market Value	08/31/15 Market Value	Change in Mkt Value
Activity Fund											
TEXPOOL	LGIP	TexPool	2,070,422.54	97.81	(2,070,520.35)	0.00	0.00	0.00	2,070,422.54	0.00	(2,070,422.54)
Total for Activity Fund			2,070,422.54	97.81	(2,070,520.35)	0.00	0.00	0.00	2,070,422.54	0.00	(2,070,422.54)
After The Bell											
TEXPOOL	LGIP	TexPool	101,821.97	16.48	0.00	0.00	0.00	101,838.45	101,821.97	101,838.45	16.48
CDAR34642	CD-IAM	Town North Bk CDARS 0.500 12/10/15	3,000,000.00	0.00	0.00	0.00	0.00	3,000,000.00	3,000,000.00	3,000,000.00	0.00
Total for After The Bell			3,101,821.97	16.48	0.00	0.00	0.00	3,101,838.45	3,101,821.97	3,101,838.45	16.48
Capital Projects 2008											
TEXPOOL	LGIP	TexPool	114,652.76	11.59	(14,473.07)	0.00	0.00	100,191.28	114,652.76	100,191.28	(14,461.48)
Total for Capital Projects 2008			114,652.76	11.59	(14,473.07)	0.00	0.00	100,191.28	114,652.76	100,191.28	(14,461.48)
Capital Projects 2012											
TEXPOOL	LGIP	TexPool	3,726,035.85	176.09	(921,118.64)	0.00	0.00	2,805,093.30	3,726,035.85	2,805,093.30	(920,942.55)
Total for Capital Projects 2012			3,726,035.85	176.09	(921,118.64)	0.00	0.00	2,805,093.30	3,726,035.85	2,805,093.30	(920,942.55)
Capital Projects 2013											
TEXPOOL	LGIP	TexPool	23,416,972.84	0.00	(4,653,737.33)	0.00	0.00	18,763,235.51	23,416,972.84	18,763,235.51	(4,653,737.33)
CDAR-7268	CD-IAM	Town North Bk CDARS 0.500 11/05/15	10,000,000.00	0.00	0.00	0.00	0.00	10,000,000.00	10,000,000.00	10,000,000.00	0.00
CDAR-9824	CD-IAM	Town North Bk CDARS 0.500 11/19/15	5,000,000.00	0.00	0.00	0.00	0.00	5,000,000.00	5,000,000.00	5,000,000.00	0.00
Total for Capital Projects 2013			38,416,972.84	0.00	(4,653,737.33)	0.00	0.00	33,763,235.51	38,416,972.84	33,763,235.51	(4,653,737.33)



Carrollton-Farmers Branch ISD
Change in Value
From 05/31/2015 to 08/31/2015

CUSIP	Security Type	Security Description	05/31/15 Book Value	Cost of Purchases	Maturities / Calls / Sales	Amortization / Accretion	Realized Gain/(Loss)	08/31/15 Book Value	05/31/15 Market Value	08/31/15 Market Value	Change in Mkt Value
City of Irving TIF #1											
TEXPOOL	LGIP	TexPool	27,661,623.66	5,029,493.87	0.00	0.00	0.00	32,691,117.53	27,661,623.66	32,691,117.53	5,029,493.87
CDAR-5746	CD-IAM	Town North Bk CDARS 0.500 08/20/15	10,000,000.00	0.00	(10,000,000.00)	0.00	0.00	0.00	10,000,000.00	0.00	(10,000,000.00)
CDAR-9262	CD-IAM	Town North Bk CDARS 0.500 08/27/15	5,000,000.00	0.00	(5,000,000.00)	0.00	0.00	0.00	5,000,000.00	0.00	(5,000,000.00)
CDAR-5385	CD-IAM	Town North Bk CDARS 0.500 08/18/16	0.00	10,000,000.00	0.00	0.00	0.00	10,000,000.00	0.00	10,000,000.00	10,000,000.00
Total for City of Irving TIF #1			42,661,623.66	15,029,493.87	(15,000,000.00)	0.00	0.00	42,691,117.53	42,661,623.66	42,691,117.53	29,493.87
Debt Service											
TEXPOOL	LGIP	TexPool	3,702,377.50	752,211.24	(499,823.24)	0.00	0.00	3,954,765.50	3,702,377.50	3,954,765.50	252,388.00
Total for Debt Service			3,702,377.50	752,211.24	(499,823.24)	0.00	0.00	3,954,765.50	3,702,377.50	3,954,765.50	252,388.00
Farmers Branch TIF #1											
TEXPOOL	LGIP	TexPool	7,862,119.23	1,270.21	0.00	0.00	0.00	7,863,389.44	7,862,119.23	7,863,389.44	1,270.21
Total for Farmers Branch TIF #1			7,862,119.23	1,270.21	0.00	0.00	0.00	7,863,389.44	7,862,119.23	7,863,389.44	1,270.21
Farmers Branch TIF #2											
TEXPOOL	LGIP	TexPool	178,236.74	28.83	0.00	0.00	0.00	178,265.57	178,236.74	178,265.57	28.83
Total for Farmers Branch TIF #2			178,236.74	28.83	0.00	0.00	0.00	178,265.57	178,236.74	178,265.57	28.83
Food Service											
TEXPOOL	LGIP	TexPool	1,973.51	243,646.51	0.00	0.00	0.00	245,620.02	1,973.51	245,620.02	243,646.51
Total for Food Service			1,973.51	243,646.51	0.00	0.00	0.00	245,620.02	1,973.51	245,620.02	243,646.51



Carrollton-Farmers Branch ISD
Change in Value
From 05/31/2015 to 08/31/2015

CUSIP	Security Type	Security Description	05/31/15 Book Value	Cost of Purchases	Maturities / Calls / Sales	Amortization / Accretion	Realized Gain/(Loss)	08/31/15 Book Value	05/31/15 Market Value	08/31/15 Market Value	Change in Mkt Value
General Fund											
CASH-INT	BANK DEP	Cash	0.00	0.00	0.00	0.00	0.00	0.00	0.00	0.00	0.00
LNSTGOV	LGIP	LoneStar Govt O/N	1,001,825.79	202.08	0.00	0.00	0.00	1,002,027.87	1,001,825.79	1,002,027.87	202.08
MS-CFB	BANK DEP	Morgan Stanley Bk	15.08	0.00	0.00	0.00	0.00	15.08	15.08	15.08	0.00
MSGXX	MMF	Morgan Stanley Govt Port MM	8,031,430.04	809.73	0.00	0.00	0.00	8,032,239.77	8,031,430.04	8,032,239.77	809.73
TEXPOOL	LGIP	TexPool	54,150,751.34	0.00	(35,001,584.75)	0.00	0.00	19,149,166.59	54,150,751.34	19,149,166.59	(35,001,584.75)
TEXSTAR	LGIP	TexSTAR	1,094,746.15	208.33	0.00	0.00	0.00	1,094,954.48	1,094,746.15	1,094,954.48	208.33
WF-CFB	BANK DEP	Wells Fargo	15,049,921.71	8,479.79	0.00	0.00	0.00	15,058,401.50	15,049,921.71	15,058,401.50	8,479.79
CDAR-6242	CD-IAM	Town North Bk CDARS 0.500 09/10/15	10,000,000.00	0.00	0.00	0.00	0.00	10,000,000.00	10,000,000.00	10,000,000.00	0.00
CDAR-0496	CD-IAM	Town North Bk CDARS 0.500 09/17/15	5,000,000.00	0.00	0.00	0.00	0.00	5,000,000.00	5,000,000.00	5,000,000.00	0.00
Total for General Fund			94,328,690.11	9,699.93	(35,001,584.75)	0.00	0.00	59,336,805.29	94,328,690.11	59,336,805.29	(34,991,884.82)



Carrollton-Farmers Branch ISD
Change in Value
 From 05/31/2015 to 08/31/2015

CUSIP	Security Type	Security Description	05/31/15 Book Value	Cost of Purchases	Maturities / Calls / Sales	Amortization / Accretion	Realized Gain/(Loss)	08/31/15 Book Value	05/31/15 Market Value	08/31/15 Market Value	Change in Mkt Value
Workers Compensation											
CASH-INT	BANK DEP	Cash	0.00	0.00	0.00	0.00	0.00	0.00	0.00	0.00	0.00
GTBXX-CFB	MMF	Dreyfus Treas Prime MMF	19,036.17	9,976.91	0.00	0.00	0.00	29,013.08	19,036.17	29,013.08	9,976.91
MS-CFB	BANK DEP	Morgan Stanley Bk	1,487.83	494.69	0.00	0.00	0.00	1,982.52	1,487.83	1,982.52	494.69
TEXPOOL	LGIP	TexPool	693,574.43	22.13	(499,968.77)	0.00	0.00	193,627.79	693,574.43	193,627.79	(499,946.64)
TNB-SVGS	BANK DEP	Town North Bk Svgs	201,360.74	253.87	0.00	0.00	0.00	201,614.61	201,360.74	201,614.61	253.87
17476NEE4	CD-IAM	Citizens Nat'l Bk CD 0.300 06/25/15	249,000.00	0.00	(249,000.00)	0.00	0.00	0.00	249,022.41	0.00	(249,022.41)
05568P3Q8	CD	BMW Bk CD 0.750 06/29/15	248,000.00	0.00	(248,000.00)	0.00	0.00	0.00	248,080.85	0.00	(248,080.85)
254671RL6	CD	Discover Bk CD 0.700 07/06/15	248,000.00	0.00	(248,000.00)	0.00	0.00	0.00	248,120.53	0.00	(248,120.53)
8595317H2	CD	Sterling Svgs Bk CD 0.650 07/06/15	248,000.00	0.00	(248,000.00)	0.00	0.00	0.00	248,109.12	0.00	(248,109.12)
149159HZ1	CD	Cathay Bk CD 0.550 07/27/15	249,000.00	0.00	(249,000.00)	0.00	0.00	0.00	249,223.85	0.00	(249,223.85)
39120VRD8	CD	Great Southern Bk CD 0.600 08/14/15	248,000.00	0.00	(248,000.00)	0.00	0.00	0.00	248,241.30	0.00	(248,241.30)
411394AM1	CD	Happy State Bk CD 0.500 08/21/15	248,000.00	0.00	(248,000.00)	0.00	0.00	0.00	248,247.50	0.00	(248,247.50)
892094CH4	CD	Town Bk CD 0.650 09/28/15	249,000.00	0.00	0.00	0.00	0.00	249,000.00	249,414.59	249,085.16	(329.43)
49306SSS6	CD	Key Bk CD 0.600 10/09/15	249,000.00	0.00	0.00	0.00	0.00	249,000.00	249,426.79	249,107.07	(319.72)
CDAR34642	CD-IAM	Town North Bk CDARS 0.500 12/10/15	2,000,000.00	0.00	0.00	0.00	0.00	2,000,000.00	2,000,000.00	2,000,000.00	0.00
38147JH62	CD	Goldman Sachs CD 0.400 12/18/15	248,000.00	0.00	0.00	0.00	0.00	248,000.00	248,049.10	248,086.80	37.70
872278CB0	CD	TCF Bk CD 0.550 12/18/15	249,000.00	0.00	0.00	0.00	0.00	249,000.00	249,574.44	249,195.47	(378.97)
508176CF9	CD	Lake City Bk CD 0.550 01/29/16	249,000.00	0.00	0.00	0.00	0.00	249,000.00	249,581.42	249,222.11	(359.31)
87164DEH9	CD	Synovus Bk CD 0.500 04/04/16	248,000.00	0.00	0.00	0.00	0.00	248,000.00	248,396.06	248,443.67	47.61
06246PAL9	CD	Bk of Grove CD 0.500 04/08/16	249,000.00	0.00	0.00	0.00	0.00	249,000.00	249,032.87	249,026.64	(6.23)
06740KGJ0	CD	Barclays Bk CD 0.450 04/25/16	248,000.00	0.00	0.00	0.00	0.00	248,000.00	248,229.40	248,358.61	129.21
337630AH0	CD	F1RSTRUST BK CD 0.500 06/06/16	249,000.00	0.00	0.00	0.00	0.00	249,000.00	249,188.49	249,320.46	131.97
509685EW9	CD	Lake Forest Bk & Trust CD 0.500 06/27/16	248,000.00	0.00	0.00	0.00	0.00	248,000.00	248,141.36	248,252.96	111.60
02006LGB3	CD	Ally Bk CD 0.850 08/08/16	248,000.00	0.00	0.00	0.00	0.00	248,000.00	248,759.38	248,660.18	(99.20)
87482VAA3	CD	Talmer Bk & Trust CD 0.700 08/08/16	249,000.00	0.00	0.00	0.00	0.00	249,000.00	249,323.70	249,315.73	(7.97)
71270QFL5	CD	People's United Bk CD 0.850 08/22/16	248,000.00	0.00	0.00	0.00	0.00	248,000.00	248,369.27	248,631.90	262.63
Total for Workers Compensation			7,884,459.17	10,747.60	(2,237,968.77)	0.00	0.00	5,657,238.00	7,889,991.60	5,660,944.76	(2,229,046.84)
Total for Carrollton-Farmers Branch ISD			204,049,385.88	16,047,400.16	(60,399,226.15)	0.00	0.00	159,697,559.89	204,054,918.31	159,701,266.65	(44,353,651.66)



Carrollton-Farmers Branch ISD

Earned Income

From 05/31/2015 to 08/31/2015

CUSIP	Security Type	Security Description	Beg. Accrued	Interest Earned	Interest Rec'd / Sold / Matured	Interest Purchased	Ending Accrued	Disc Accr / Prem Amort	Net Income
Activity Fund									
TEXPOOL	LGIP	TexPool	0.00	303.28	303.28	0.00	0.00	0.00	303.28
Total for Activity Fund			0.00	303.28	303.28	0.00	0.00	0.00	303.28
After The Bell									
TEXPOOL	LGIP	TexPool	0.00	16.48	16.48	0.00	0.00	0.00	16.48
CDAR34642	CD-IAM	Town North Bk CDARS 0.500 12/10/15	7,068.49	3,780.83	0.00	0.00	10,849.32	0.00	3,780.83
Total for After The Bell			7,068.49	3,797.31	16.48	0.00	10,849.32	0.00	3,797.31
Capital Projects 2008									
TEXPOOL	LGIP	TexPool	0.00	18.52	18.52	0.00	0.00	0.00	18.52
Total for Capital Projects 2008			0.00	18.52	18.52	0.00	0.00	0.00	18.52
Capital Projects 2012									
TEXPOOL	LGIP	TexPool	0.00	531.45	531.45	0.00	0.00	0.00	531.45
Total for Capital Projects 2012			0.00	531.45	531.45	0.00	0.00	0.00	531.45
Capital Projects 2013									
TEXPOOL	LGIP	TexPool	0.00	3,402.03	3,402.03	0.00	0.00	0.00	3,402.03
CDAR-7268	CD-IAM	Town North Bk CDARS 0.500 11/05/15	28,356.16	12,602.74	0.00	0.00	40,958.90	0.00	12,602.74
CDAR-9824	CD-IAM	Town North Bk CDARS 0.500 11/19/15	13,219.18	6,301.37	0.00	0.00	19,520.55	0.00	6,301.37
Total for Capital Projects 2013			41,575.34	22,306.14	3,402.03	0.00	60,479.45	0.00	22,306.14



Carrollton-Farmers Branch ISD

Earned Income

From 05/31/2015 to 08/31/2015

CUSIP	Security Type	Security Description	Beg. Accrued	Interest Earned	Interest Rec'd / Sold / Matured	Interest Purchased	Ending Accrued	Disc Accr / Prem Amort	Net Income
City of Irving TIF #1									
TEXPOOL	LGIP	TexPool	0.00	4,499.68	4,499.68	0.00	0.00	0.00	4,499.68
CDAR-5746	CD-IAM	Town North Bk CDARS 0.500 08/20/15	38,904.11	11,084.38	49,988.49	0.00	0.00	0.00	11,084.38
CDAR-9262	CD-IAM	Town North Bk CDARS 0.500 08/27/15	18,972.60	6,021.59	24,994.19	0.00	0.00	0.00	6,021.59
CDAR-5385	CD-IAM	Town North Bk CDARS 0.500 08/18/16	0.00	1,643.84	0.00	0.00	1,643.84	0.00	1,643.84
Total for City of Irving TIF #1			57,876.71	23,249.49	79,482.36	0.00	1,643.84	0.00	23,249.49
Debt Service									
TEXPOOL	LGIP	TexPool	0.00	531.54	531.54	0.00	0.00	0.00	531.54
Total for Debt Service			0.00	531.54	531.54	0.00	0.00	0.00	531.54
Farmers Branch TIF #1									
TEXPOOL	LGIP	TexPool	0.00	1,270.21	1,270.21	0.00	0.00	0.00	1,270.21
Total for Farmers Branch TIF #1			0.00	1,270.21	1,270.21	0.00	0.00	0.00	1,270.21
Farmers Branch TIF #2									
TEXPOOL	LGIP	TexPool	0.00	28.83	28.83	0.00	0.00	0.00	28.83
Total for Farmers Branch TIF #2			0.00	28.83	28.83	0.00	0.00	0.00	28.83
Food Service									
TEXPOOL	LGIP	TexPool	0.00	58.64	58.64	0.00	0.00	0.00	58.64
Total for Food Service			0.00	58.64	58.64	0.00	0.00	0.00	58.64



Carrollton-Farmers Branch ISD

Earned Income

From 05/31/2015 to 08/31/2015

CUSIP	Security Type	Security Description	Beg. Accrued	Interest Earned	Interest Rec'd / Sold / Matured	Interest Purchased	Ending Accrued	Disc Accr / Prem Amort	Net Income
General Fund									
LNSTGOV	LGIP	LoneStar Govt O/N	0.00	202.08	202.08	0.00	0.00	0.00	202.08
MSGXX	MMF	Morgan Stanley Govt Port MM	0.00	809.73	809.73	0.00	0.00	0.00	809.73
TEXPOOL	LGIP	TexPool	0.00	5,203.25	5,203.25	0.00	0.00	0.00	5,203.25
TEXSTAR	LGIP	TexSTAR	0.00	208.33	208.33	0.00	0.00	0.00	208.33
WF-CFB	BANK DEP	Wells Fargo	0.00	8,479.79	8,479.79	0.00	0.00	0.00	8,479.79
CDAR-6242	CD-IAM	Town North Bk CDARS 0.500 09/10/15	36,027.40	12,602.74	0.00	0.00	48,630.14	0.00	12,602.74
CDAR-0496	CD-IAM	Town North Bk CDARS 0.500 09/17/15	17,534.25	6,301.37	0.00	0.00	23,835.62	0.00	6,301.37
Total for General Fund			53,561.65	33,807.29	14,903.18	0.00	72,465.76	0.00	33,807.29



Carrollton-Farmers Branch ISD

Earned Income

From 05/31/2015 to 08/31/2015

CUSIP	Security Type	Security Description	Beg. Accrued	Interest Earned	Interest Rec'd / Sold / Matured	Interest Purchased	Ending Accrued	Disc Accr / Prem Amort	Net Income
Workers Compensation									
MS-CFB	BANK DEP	Morgan Stanley Bk	0.00	0.05	0.05	0.00	0.00	0.00	0.05
TEXPOOL	LGIP	TexPool	0.00	53.36	53.36	0.00	0.00	0.00	53.36
TNB-SVGS	BANK DEP	Town North Bk Svgs	0.00	253.87	253.87	0.00	0.00	0.00	253.87
17476NEE4	CD-IAM	Citizens Nat'l Bk CD 0.300 06/25/15	697.88	49.12	747.00	0.00	0.00	0.00	49.12
05568P3Q8	CD	BMW Bk CD 0.750 06/29/15	784.77	147.78	932.55	0.00	0.00	0.00	147.78
254671RL6	CD	Discover Bk CD 0.700 07/06/15	708.67	166.46	875.13	0.00	0.00	0.00	166.46
8595317H2	CD	Sterling Svgs Bk CD 0.650 07/06/15	658.05	154.57	812.62	0.00	0.00	0.00	154.57
149159HZ1	CD	Cathay Bk CD 0.550 07/27/15	22.51	210.11	232.62	0.00	0.00	0.00	210.11
39120VRD8	CD	Great Southern Bk CD 0.600 08/14/15	436.21	301.67	737.88	0.00	0.00	0.00	301.67
411394AM1	CD	Happy State Bk CD 0.500 08/21/15	37.37	275.19	312.56	0.00	0.00	0.00	275.19
892094CH4	CD	Town Bk CD 0.650 09/28/15	288.23	407.95	0.00	0.00	696.18	0.00	407.95
49306SS56	CD	Key Bk CD 0.600 10/09/15	216.94	376.57	0.00	0.00	593.51	0.00	376.57
CDAR34642	CD-IAM	Town North Bk CDARS 0.500 12/10/15	4,712.33	2,520.55	0.00	0.00	7,232.88	0.00	2,520.55
38147JH62	CD	Goldman Sachs CD 0.400 12/18/15	448.44	250.04	0.00	0.00	698.48	0.00	250.04
872278CB0	CD	TCF Bk CD 0.550 12/18/15	619.09	345.18	682.87	0.00	281.40	0.00	345.18
508176CF9	CD	Lake City Bk CD 0.550 01/29/16	123.82	345.18	457.74	0.00	11.26	0.00	345.18
87164DEH9	CD	Synovus Bk CD 0.500 04/04/16	197.04	312.55	0.00	0.00	509.59	0.00	312.55
06246PAL9	CD	Bk of Grove CD 0.500 04/08/16	81.86	313.81	313.81	0.00	81.86	0.00	313.81
06740KGJ0	CD	Barclays Bk CD 0.450 04/25/16	113.13	281.29	0.00	0.00	394.42	0.00	281.29
337630AH0	CD	F1RSTRUST BK CD 0.500 06/06/16	88.68	313.81	313.81	0.00	88.68	0.00	313.81
509685EW9	CD	Lake Forest Bk & Trust CD 0.500 06/27/16	529.97	312.55	618.30	0.00	224.22	0.00	312.55
02006LGB3	CD	Ally Bk CD 0.850 08/08/16	652.61	531.34	1,045.34	0.00	138.61	0.00	531.34
87482VAA3	CD	Talmer Bk & Trust CD 0.700 08/08/16	539.61	439.34	864.34	0.00	114.61	0.00	439.34
71270QFL5	CD	People's United Bk CD 0.850 08/22/16	571.76	531.33	1,045.34	0.00	57.75	0.00	531.33
Total for Workers Compensation			12,528.97	8,893.67	10,299.19	0.00	11,123.45	0.00	8,893.67
Total for Carrollton-Farmers Branch ISD			172,611.16	94,796.37	110,845.71	0.00	156,561.82	0.00	94,796.37



Carrollton-Farmers Branch ISD
Investment Transactions
From 06/01/2015 to 08/31/2015

Trade Date	Settle Date	CUSIP	Security Type	Security Description	Coupon	Mty Date	Call Date	Par Value	Price	Principal Amount	Int Purchased / Received	Total Amount	Realized Gain / Loss	YTM	YTW
City of Irving TIF #1															
Maturities															
08/20/15	08/20/15	CDAR-5746	CD-IAM	Town North Bk CDARS	0.500	08/20/15		10,000,000.00	100.000	10,000,000.00	49,863.01	10,049,863.01		0.500	
08/27/15	08/27/15	CDAR-9262	CD-IAM	Town North Bk CDARS	0.500	08/27/15		5,000,000.00	100.000	5,000,000.00	24,931.51	5,024,931.51		0.500	
Total for: Maturities								15,000,000.00		15,000,000.00	74,794.52	15,074,794.52		0.500	
Purchases															
08/20/15	08/20/15	CDAR-5385	CD-IAM	Town North Bk CDARS	0.500	08/18/16		10,000,000.00	100.000	10,000,000.00	0.00	10,000,000.00		0.500	0.500
Total for: Purchases								10,000,000.00		10,000,000.00	0.00	10,000,000.00		0.500	0.500
Income Payments															
08/20/15	08/20/15	CDAR-5746	CD-IAM	Town North Bk CDARS	0.500	08/20/15				0.00	125.48	125.48			
08/27/15	08/27/15	CDAR-9262	CD-IAM	Town North Bk CDARS	0.500	08/27/15				0.00	62.68	62.68			
Total for: Income Payments										0.00	188.16	188.16			

Trade Date	Settle Date	CUSIP	Security Type	Security Description	Coupon	Mty Date	Call Date	Par Value	Price	Principal Amount	Int Purchased / Received	Total Amount	Realized Gain / Loss	YTM	YTW
Workers Compensation															
Maturities															
06/25/15	06/25/15	17476NEE4	CD-IAM	Citizens Nat'l Bk CD	0.300	06/25/15		249,000.00	100.000	249,000.00	747.00	249,747.00		0.300	
06/29/15	06/29/15	05568P3Q8	CD	BMW Bk CD	0.750	06/29/15		248,000.00	100.000	248,000.00	0.00	248,000.00		0.750	
07/06/15	07/06/15	254671RL6	CD	Discover Bk CD	0.700	07/06/15		248,000.00	100.000	248,000.00	0.00	248,000.00		0.700	
07/06/15	07/06/15	8595317H2	CD	Sterling Svgs Bk CD	0.650	07/06/15		248,000.00	100.000	248,000.00	0.00	248,000.00		0.650	
07/27/15	07/27/15	149159HZ1	CD	Cathay Bk CD	0.550	07/27/15		249,000.00	100.000	249,000.00	0.00	249,000.00		0.550	
08/14/15	08/14/15	39120VRD8	CD	Great Southern Bk CD	0.600	08/14/15		248,000.00	100.000	248,000.00	0.00	248,000.00		0.600	
08/21/15	08/21/15	411394AM1	CD	Happy State Bk CD	0.500	08/21/15		248,000.00	100.000	248,000.00	0.00	248,000.00		0.500	
Total for: Maturities								1,738,000.00		1,738,000.00	747.00	1,738,747.00		0.578	
Income Payments															
06/01/15	05/29/15	508176CF9	CD	Lake City Bk CD	0.550	01/29/16				0.00	112.56	112.56			
06/08/15	06/06/15	337630AH0	CD	F1RSTRUST BK CD	0.500	06/06/16				0.00	103.75	103.75			
06/08/15	06/06/15	337630AH0	CD	F1RSTRUST BK CD	0.500	06/06/16				0.00	(103.75)	(103.75)			
06/08/15	06/06/15	337630AH0	CD	F1RSTRUST BK CD	0.500	06/06/16				0.00	105.74	105.74			
06/09/15	06/08/15	06246PAL9	CD	Bk of Grove CD	0.500	04/08/16				0.00	103.75	103.75			
06/09/15	06/08/15	06246PAL9	CD	Bk of Grove CD	0.500	04/08/16				0.00	(103.75)	(103.75)			
06/09/15	06/08/15	06246PAL9	CD	Bk of Grove CD	0.500	04/08/16				0.00	105.74	105.74			
06/18/15	06/18/15	872278CB0	CD	TCF Bk CD	0.550	12/18/15				0.00	682.87	682.87			
06/22/15	06/21/15	411394AM1	CD	Happy State Bk CD	0.500	08/21/15				0.00	105.32	105.32			
06/26/15	06/26/15	149159HZ1	CD	Cathay Bk CD	0.550	07/27/15				0.00	114.12	114.12			
06/26/15	06/27/15	509685EW9	CD	Lake Forest Bk & Trust CD	0.500	06/27/16				0.00	618.30	618.30			
06/26/15	06/26/15	149159HZ1	CD	Cathay Bk CD	0.550	07/27/15				0.00	(114.12)	(114.12)			
06/26/15	06/26/15	149159HZ1	CD	Cathay Bk CD	0.550	07/27/15				0.00	116.31	116.31			
06/29/15	06/29/15	508176CF9	CD	Lake City Bk CD	0.550	01/29/16				0.00	116.31	116.31			
06/29/15	06/29/15	05568P3Q8	CD	BMW Bk CD	0.750	06/29/15				0.00	932.55	932.55			
06/29/15	06/29/15	05568P3Q8	CD	BMW Bk CD	0.750	06/29/15				0.00	(932.55)	(932.55)			
06/29/15	06/29/15	05568P3Q8	CD	BMW Bk CD	0.750	06/29/15				0.00	932.55	932.55			
07/06/15	07/03/15	8595317H2	CD	Sterling Svgs Bk CD	0.650	07/06/15				0.00	812.62	812.62			
07/06/15	07/06/15	337630AH0	CD	F1RSTRUST BK CD	0.500	06/06/16				0.00	102.33	102.33			
07/06/15	07/03/15	254671RL6	CD	Discover Bk CD	0.700	07/06/15				0.00	868.00	868.00			



Carrollton-Farmers Branch ISD
Investment Transactions
 From 06/01/2015 to 08/31/2015

Trade Date	Settle Date	CUSIP	Security Type	Security Description	Coupon	Mty Date	Call Date	Par Value	Price	Principal Amount	Int Purchased / Received	Total Amount	Realized Gain / Loss	YTM	YTW
Workers Compensation															
Income Payments															
07/06/15	07/06/15	254671RL6	CD	Discover Bk CD	0.700	07/06/15				0.00	7.13	7.13			
07/06/15	07/21/15	411394AM1	CD	Happy State Bk CD	0.500	08/21/15				0.00	101.92	101.92			
07/06/15	07/06/15	254671RL6	CD	Discover Bk CD	0.700	07/06/15				0.00	(7.13)	(7.13)			
07/06/15	07/03/15	254671RL6	CD	Discover Bk CD	0.700	07/06/15				0.00	(868.00)	(868.00)			
07/06/15	07/03/15	254671RL6	CD	Discover Bk CD	0.700	07/06/15				0.00	875.13	875.13			
07/09/15	07/08/15	06246PAL9	CD	Bk of Grove CD	0.500	04/08/16				0.00	102.33	102.33			
07/27/15	07/27/15	149159HZ1	CD	Cathay Bk CD	0.550	07/27/15				0.00	3.75	3.75			
07/27/15	07/26/15	149159HZ1	CD	Cathay Bk CD	0.550	07/27/15				0.00	112.56	112.56			
07/29/15	07/29/15	508176CF9	CD	Lake City Bk CD	0.550	01/29/16				0.00	112.56	112.56			
08/06/15	08/06/15	337630AH0	CD	F1RSTRUST BK CD	0.500	06/06/16				0.00	105.74	105.74			
08/07/15	08/08/15	02006LGB3	CD	Ally Bk CD	0.850	08/08/16				0.00	1,045.34	1,045.34			
08/09/15	08/08/15	87482VAA3	CD	Talmer Bk & Trust CD	0.700	08/08/16				0.00	864.34	864.34			
08/10/15	08/08/15	06246PAL9	CD	Bk of Grove CD	0.500	04/08/16				0.00	105.74	105.74			
08/14/15	08/14/15	39120VRD8	CD	Great Southern Bk CD	0.600	08/14/15				0.00	737.88	737.88			
08/20/15	08/22/15	71270QFL5	CD	People's United Bk CD	0.850	08/22/16				0.00	1,045.34	1,045.34			
08/21/15	08/21/15	411394AM1	CD	Happy State Bk CD	0.500	08/21/15				0.00	105.32	105.32			
08/31/15	08/29/15	508176CF9	CD	Lake City Bk CD	0.550	01/29/16				0.00	116.31	116.31			
Total for: Income Payments										0.00	9,244.91	9,244.91			

Trade Date	Settle Date	CUSIP	Security Type	Security Description	Coupon	Mty Date	Call Date	Par Value	Price	Principal Amount	Int Purchased / Received	Total Amount	Realized Gain / Loss	YTM	YTW
------------	-------------	-------	---------------	----------------------	--------	----------	-----------	-----------	-------	------------------	--------------------------	--------------	----------------------	-----	-----

Total for All Portfolios

Transaction Type	Quantity	Total Amount	Realized G/L	YTM	YTW
Total Maturities	16,738,000.00	16,813,541.52		0.508	
Total Purchases	10,000,000.00	10,000,000.00		0.500	0.500
Total Income Payments	0.00	9,433.07			



Carrollton-Farmers Branch ISD
Amortization and Accretion
From 05/31/2015 to 08/31/2015

CUSIP	Settle Date	Security Type	Security Description	Next Call Date	Purchase Qty	Orig Price	Original Cost	Amrt/Accr for Period	Total Amrt/Accr Since Purch	Remaining Disc / Prem	Book Value
After The Bell											
CDAR34642	12/11/14	CD-IAM	Town North Bk CDARS 0.500 12/10/15		3,000,000.00	100.000	3,000,000.00	0.00	0.00	0.00	3,000,000.00
Total for After The Bell					3,000,000.00		3,000,000.00	0.00	0.00	0.00	3,000,000.00
Capital Projects 2013											
CDAR-7268	11/06/14	CD-IAM	Town North Bk CDARS 0.500 11/05/15		10,000,000.00	100.000	10,000,000.00	0.00	0.00	0.00	10,000,000.00
CDAR-9824	11/20/14	CD-IAM	Town North Bk CDARS 0.500 11/19/15		5,000,000.00	100.000	5,000,000.00	0.00	0.00	0.00	5,000,000.00
Total for Capital Projects 2013					15,000,000.00		15,000,000.00	0.00	0.00	0.00	15,000,000.00
City of Irving TIF #1											
CDAR-5746	08/21/14	CD-IAM	Town North Bk CDARS 0.500 08/20/15		0.00	100.000	0.00	0.00	0.00	0.00	0.00
CDAR-9262	08/28/14	CD-IAM	Town North Bk CDARS 0.500 08/27/15		0.00	100.000	0.00	0.00	0.00	0.00	0.00
CDAR-5385	08/20/15	CD-IAM	Town North Bk CDARS 0.500 08/18/16		10,000,000.00	100.000	10,000,000.00	0.00	0.00	0.00	10,000,000.00
Total for City of Irving TIF #1					10,000,000.00		10,000,000.00	0.00	0.00	0.00	10,000,000.00
General Fund											
CDAR-6242	09/11/14	CD-IAM	Town North Bk CDARS 0.500 09/10/15		10,000,000.00	100.000	10,000,000.00	0.00	0.00	0.00	10,000,000.00
CDAR-0496	09/18/14	CD-IAM	Town North Bk CDARS 0.500 09/17/15		5,000,000.00	100.000	5,000,000.00	0.00	0.00	0.00	5,000,000.00
Total for General Fund					15,000,000.00		15,000,000.00	0.00	0.00	0.00	15,000,000.00



Carrollton-Farmers Branch ISD
Amortization and Accretion
 From 05/31/2015 to 08/31/2015

CUSIP	Settle Date	Security Type	Security Description	Next Call Date	Purchase Qty	Orig Price	Original Cost	Amrt/Accr for Period	Total Amrt/Accr Since Purch	Remaining Disc / Prem	Book Value
Workers Compensation											
17476NEE4	06/25/14	CD-IAM	Citizens Nat'l Bk CD 0.300 06/25/15		0.00	100.000	0.00	0.00	0.00	0.00	0.00
05568P3Q8	06/28/13	CD	BMW Bk CD 0.750 06/29/15		0.00	100.000	0.00	0.00	0.00	0.00	0.00
254671RL6	07/03/13	CD	Discover Bk CD 0.700 07/06/15		0.00	100.000	0.00	0.00	0.00	0.00	0.00
8595317H2	07/03/13	CD	Sterling Svgs Bk CD 0.650 07/06/15		0.00	100.000	0.00	0.00	0.00	0.00	0.00
149159HZ1	07/26/13	CD	Cathay Bk CD 0.550 07/27/15		0.00	100.000	0.00	0.00	0.00	0.00	0.00
39120VRD8	08/14/13	CD	Great Southern Bk CD 0.600 08/14/15		0.00	100.000	0.00	0.00	0.00	0.00	0.00
411394AM1	08/21/13	CD	Happy State Bk CD 0.500 08/21/15		0.00	100.000	0.00	0.00	0.00	0.00	0.00
892094CH4	09/27/13	CD	Town Bk CD 0.650 09/28/15		249,000.00	100.000	249,000.00	0.00	0.00	0.00	249,000.00
49306SS56	10/09/13	CD	Key Bk CD 0.600 10/09/15		249,000.00	100.000	249,000.00	0.00	0.00	0.00	249,000.00
CDAR34642	12/11/14	CD-IAM	Town North Bk CDARS 0.500 12/10/15		2,000,000.00	100.000	2,000,000.00	0.00	0.00	0.00	2,000,000.00
38147JH62	06/18/14	CD	Goldman Sachs CD 0.400 12/18/15		248,000.00	100.000	248,000.00	0.00	0.00	0.00	248,000.00
872278CB0	12/18/13	CD	TCF Bk CD 0.550 12/18/15		249,000.00	100.000	249,000.00	0.00	0.00	0.00	249,000.00
508176CF9	01/29/14	CD	Lake City Bk CD 0.550 01/29/16		249,000.00	100.000	249,000.00	0.00	0.00	0.00	249,000.00
87164DEH9	04/03/14	CD	Synovus Bk CD 0.500 04/04/16		248,000.00	100.000	248,000.00	0.00	0.00	0.00	248,000.00
06246PAL9	04/09/14	CD	Bk of Grove CD 0.500 04/08/16		249,000.00	100.000	249,000.00	0.00	0.00	0.00	249,000.00
06740KGJ0	04/23/14	CD	Barclays Bk CD 0.450 04/25/16		248,000.00	100.000	248,000.00	0.00	0.00	0.00	248,000.00
337630AH0	06/06/14	CD	F1RSTRUST BK CD 0.500 06/06/16		249,000.00	100.000	249,000.00	0.00	0.00	0.00	249,000.00
509685EW9	06/27/14	CD	Lake Forest Bk & Trust CD 0.500 06/27/16		248,000.00	100.000	248,000.00	0.00	0.00	0.00	248,000.00
02006LGB3	08/07/14	CD	Ally Bk CD 0.850 08/08/16		248,000.00	100.000	248,000.00	0.00	0.00	0.00	248,000.00
87482VAA3	08/06/14	CD	Talmer Bk & Trust CD 0.700 08/08/16		249,000.00	100.000	249,000.00	0.00	0.00	0.00	249,000.00
71270QFL5	08/20/14	CD	People's United Bk CD 0.850 08/22/16		248,000.00	100.000	248,000.00	0.00	0.00	0.00	248,000.00
Total for Workers Compensation					5,231,000.00		5,231,000.00	0.00	0.00	0.00	5,231,000.00
Total for Carrollton-Farmers Branch ISD					48,231,000.00		48,231,000.00	0.00	0.00	0.00	48,231,000.00



Carrollton-Farmers Branch ISD
Projected Cash Flows
Cash Flows for next 180 days from 08/31/2015

CUSIP	Security Type	Security Description	Pay Date	Interest	Principal	Total Amount
After The Bell						
CDAR34642	CD-IAM	Town North Bk CDARS 0.500 12/10/15	12/10/15	14,958.90	3,000,000.00	3,014,958.90
Total for After The Bell				14,958.90	3,000,000.00	3,014,958.90
Capital Projects 2013						
CDAR-7268	CD-IAM	Town North Bk CDARS 0.500 11/05/15	11/05/15	49,863.01	10,000,000.00	10,049,863.01
CDAR-9824	CD-IAM	Town North Bk CDARS 0.500 11/19/15	11/19/15	43,767.12	5,000,000.00	5,043,767.12
Total for Capital Projects 2013				93,630.13	15,000,000.00	15,093,630.13
General Fund						
CDAR-6242	CD-IAM	Town North Bk CDARS 0.500 09/10/15	09/10/15	49,863.01	10,000,000.00	10,049,863.01
CDAR-0496	CD-IAM	Town North Bk CDARS 0.500 09/17/15	09/17/15	24,931.50	5,000,000.00	5,024,931.50
Total for General Fund				74,794.51	15,000,000.00	15,074,794.51



Carrollton-Farmers Branch ISD
Projected Cash Flows
Cash Flows for next 180 days from 08/31/2015

CUSIP	Security Type	Security Description	Pay Date	Interest	Principal	Total Amount
Workers Compensation						
337630AH0	CD	F1RSTRUST BK CD 0.500 06/06/16	09/06/15	103.75	0.00	103.75
06246PAL9	CD	Bk of Grove CD 0.500 04/08/16	09/08/15	103.75	0.00	103.75
892094CH4	CD	Town Bk CD 0.650 09/28/15	09/28/15	809.25	249,000.00	249,809.25
508176CF9	CD	Lake City Bk CD 0.550 01/29/16	09/29/15	116.31	0.00	116.31
87164DEH9	CD	Synovus Bk CD 0.500 04/04/16	10/04/15	620.00	0.00	620.00
337630AH0	CD	F1RSTRUST BK CD 0.500 06/06/16	10/06/15	103.75	0.00	103.75
06246PAL9	CD	Bk of Grove CD 0.500 04/08/16	10/08/15	103.75	0.00	103.75
49306SS6	CD	Key Bk CD 0.600 10/09/15	10/09/15	747.00	249,000.00	249,747.00
06740KGJ0	CD	Barclays Bk CD 0.450 04/25/16	10/25/15	558.00	0.00	558.00
508176CF9	CD	Lake City Bk CD 0.550 01/29/16	10/29/15	112.56	0.00	112.56
337630AH0	CD	F1RSTRUST BK CD 0.500 06/06/16	11/06/15	103.75	0.00	103.75
06246PAL9	CD	Bk of Grove CD 0.500 04/08/16	11/08/15	103.75	0.00	103.75
508176CF9	CD	Lake City Bk CD 0.550 01/29/16	11/29/15	116.31	0.00	116.31
337630AH0	CD	F1RSTRUST BK CD 0.500 06/06/16	12/06/15	103.75	0.00	103.75
06246PAL9	CD	Bk of Grove CD 0.500 04/08/16	12/08/15	103.75	0.00	103.75
CDAR34642	CD-IAM	Town North Bk CDARS 0.500 12/10/15	12/10/15	9,972.60	2,000,000.00	2,009,972.60
38147JH62	CD	Goldman Sachs CD 0.400 12/18/15	12/18/15	496.00	248,000.00	248,496.00
872278CB0	CD	TCF Bk CD 0.550 12/18/15	12/18/15	684.75	249,000.00	249,684.75
509685EW9	CD	Lake Forest Bk & Trust CD 0.500 06/27/16	12/27/15	621.69	0.00	621.69
508176CF9	CD	Lake City Bk CD 0.550 01/29/16	12/29/15	112.56	0.00	112.56
337630AH0	CD	F1RSTRUST BK CD 0.500 06/06/16	01/06/16	103.75	0.00	103.75
06246PAL9	CD	Bk of Grove CD 0.500 04/08/16	01/08/16	103.75	0.00	103.75
508176CF9	CD	Lake City Bk CD 0.550 01/29/16	01/29/16	116.31	249,000.00	249,116.31
337630AH0	CD	F1RSTRUST BK CD 0.500 06/06/16	02/06/16	103.75	0.00	103.75
02006LGB3	CD	Ally Bk CD 0.850 08/08/16	02/08/16	1,054.00	0.00	1,054.00
06246PAL9	CD	Bk of Grove CD 0.500 04/08/16	02/08/16	103.75	0.00	103.75
87482VAA3	CD	Talmer Bk & Trust CD 0.700 08/08/16	02/08/16	871.50	0.00	871.50
71270QFL5	CD	People's United Bk CD 0.850 08/22/16	02/22/16	1,054.00	0.00	1,054.00
Total for Workers Compensation				19,307.84	3,244,000.00	3,263,307.84



Carrollton-Farmers Branch ISD
Projected Cash Flows
Cash Flows for next 180 days from 08/31/2015

CUSIP	Security Type	Security Description	Pay Date	Interest	Principal	Total Amount
-------	---------------	----------------------	----------	----------	-----------	--------------

Total for All Portfolios

	September 2015	75,927.57	15,249,000.00		15,324,927.57	
	October 2015	2,245.06	249,000.00		251,245.06	
	November 2015	93,953.94	15,000,000.00		15,093,953.94	
	December 2015	27,054.00	5,497,000.00		5,524,054.00	
	January 2016	323.81	249,000.00		249,323.81	
	February 2016	3,187.00	0.00		3,187.00	
Total Projected Cash Flows for Carrollton-Farmers Branch ISD				202,691.38	36,244,000.00	36,446,691.38