



Investment Portfolio Summary

Carrollton-Farmers Branch ISD



Carrollton · Farmers Branch

Independent School District

••• An Innovative Leader in Learning •••

For the Quarter Ended

May 31, 2015

Report Name

- Certification Page
- Executive Summary
- Benchmark Comparison
- Detail of Security Holdings
- Change in Value
- Earned Income
- Investment Transactions
- Amortization and Accretion
- Projected Fixed Income Cash Flows

MARKET RECAP:

Those looking for a sharp rebound from the mediocre economic data of the first quarter continue to be disappointed. The ISM manufacturing index for April held at a 22-month low of 51.5 as a strong dollar continues to bash exports. Dollar strength also contributed to a 7.7% surge in imports during March, which sent the trade deficit soaring. That led to a large downward revision to first quarter GDP, which was lowered from an initial estimate of +0.2% to -0.7% as the economy contracted in the first quarter for the second straight year. Employment expanded in April as non-farm payrolls grew by +223k, but revisions to February and March data subtracted 39k jobs, knocking an already weak March figure down to just +85k. The unemployment rate ticked down another tenth to a seven-year low of 5.4%. Retail sales were flat in April with the headline figure up +0.9% year-over-year and the control group advancing a very modest +2.1%. Inflation indicators show no cause for concern as the producer price index declined -0.4% during April and is down -1.3% year-over-year. Consumer prices firmed a bit with headline CPI up a tenth for the month but down -0.2% over the last year. Ex-food and energy, core-CPI is up +1.8% year-over-year. Housing remains a conundrum as existing sales fell -3.3% during April, while new home sales rose +6.8% and housing starts jumped +20.2%.

Taken as a whole, the data reveal a very modest rebound from a weak first quarter. There isn't much to get excited about, but there isn't much to be worried about either. As a result, markets continue to temper their expectations for rate hikes and have thrown in the towel on the possibility of a June hike. A September lift-off remains a distinct possibility but December seems to be the odds on favorite as of this writing. Interest rates rose modestly during the month with the two-year Treasury note climbing from 0.57% to 0.60% and the 10-year T-note going from 2.03% to 2.12%. With the Fed apparently on hold for a few more months, the other major central banks in Europe, Japan, and China easing monetary policy, modest economic growth and steady corporate profits, stock markets were on the rise. The primary U.S. indexes all reached new record highs during May, including the NASDAQ composite, which finally breached its March 2000 dot-com bubble peak.

For the Quarter Ended
May 31, 2015

This report is prepared for the **Carrollton-Farmers Branch ISD** (the "Entity") in accordance with Chapter 2256 of the Texas Public Funds Investment Act ("PFIA"). Section 2256.023(a) of the PFIA states that: "Not less than quarterly, the investment officer shall prepare and submit to the governing body of the entity a written report of the investment transactions for all funds covered by this chapter for the preceding reporting period." This report is signed by the Entity's investment officers and includes the disclosures required in the PFIA. To the extent possible, market prices have been obtained from independent pricing sources.

The investment portfolio complied with the PFIA and the Entity's approved Investment Policy and Strategy throughout the period. All investment transactions made in the portfolio during this period were made on behalf of the Entity and were made in full compliance with the PFIA and the approved Investment Policy.

Officer Names and Titles:

Name: Tonya Tillman

Title: Chief Financial Officer

Name: Mark Hyatt

Title: Associate Superintendent

Name: Steven Franks

Title: Accounting Director

Name: Scott Roderick

Title: Director of Financial Reporting

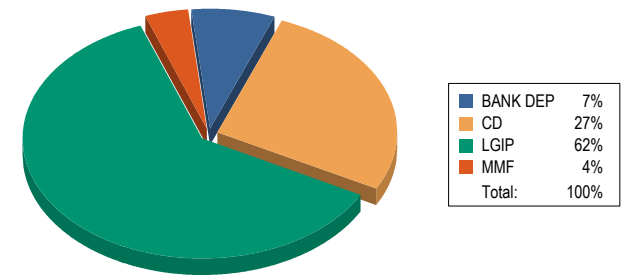
Account Summary

Allocation by Security Type

Beginning Values as of 02/28/15

Ending Values as of 05/31/15

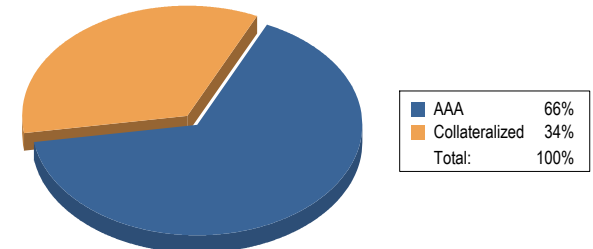
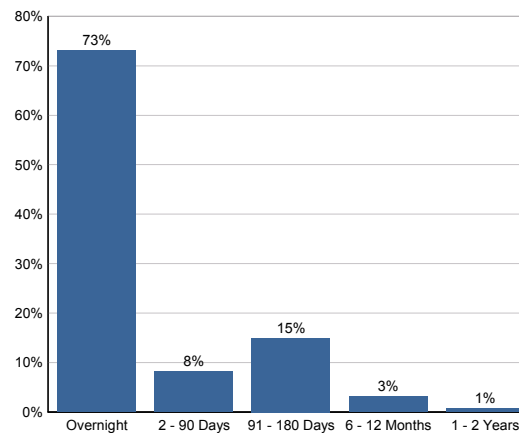
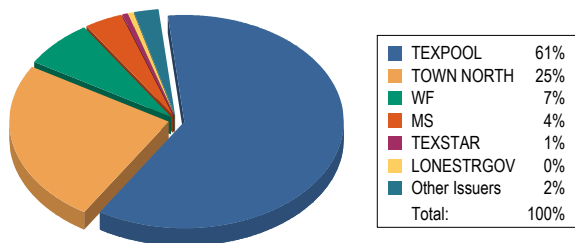
Par Value	242,365,785.29	204,049,385.88
Market Value	242,363,823.12	204,054,918.31
Book Value	242,364,565.09	204,049,385.88
Unrealized Gain / Loss	(741.97)	5,532.43
Market Value %	100.00%	100.00%
Weighted Avg. YTW	0.166%	0.188%
Weighted Avg. YTM	0.166%	0.188%



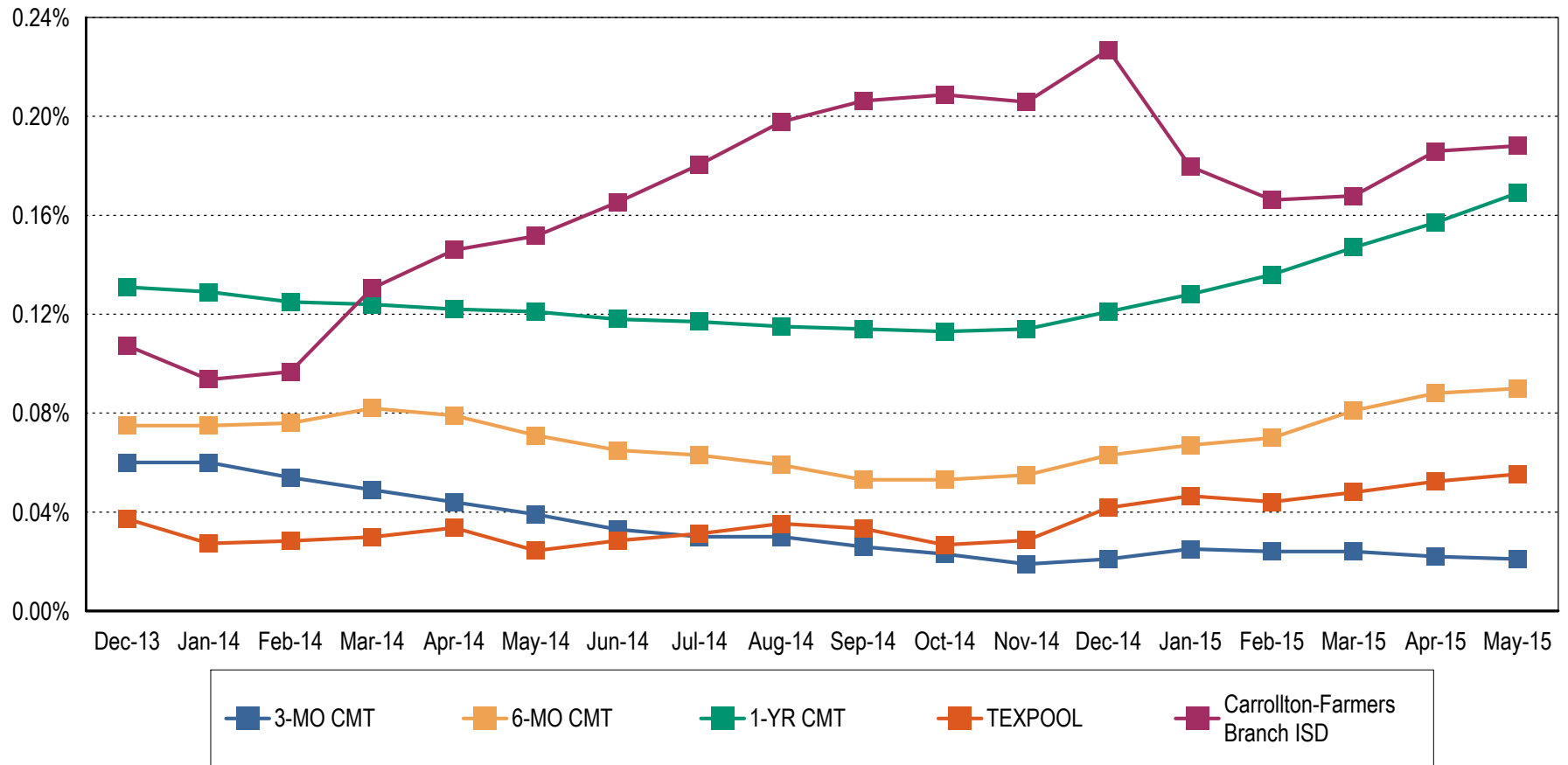
Allocation by Issuer

Maturity Distribution %

Credit Quality



Weighted Average Days to Maturity: 36



Note 1: CMT stands for Constant Maturity Treasury. This data is published in Federal Reserve Statistical Release H.15 and represents an average of all actively traded Treasury securities having that time remaining until maturity. This is a standard industry benchmark for Treasury securities. The CMT benchmarks are moving averages. The 3-month CMT is the daily average for the previous 3 months, the 6-month CMT is the daily average for the previous 6 months, and the 1-year and 2-year CMT's are the daily averages for the previous 12-months.

Note 2: Benchmark data for TexPool is the monthly average yield.



Carrollton-Farmers Branch ISD
Detail of Security Holdings
 As of 05/31/2015

CUSIP	Settle Date	Sec. Type	Sec. Description	CPN	Mty Date	Next Call	Call Type	Par Value	Purch Price	Orig Cost	Book Value	Mkt Price	Market Value	Days to Mty	Days to Call	YTM	YTW
Activity Fund																	
TEXPOOL		LGIP	TexPool					2,070,422.54	100.000	2,070,422.54	2,070,422.54	100.000	2,070,422.54	1		0.055	0.055
Total for Activity Fund								2,070,422.54	100.000	2,070,422.54	2,070,422.54	100.000	2,070,422.54	1		0.055	0.055
After The Bell																	
TEXPOOL		LGIP	TexPool					101,821.97	100.000	101,821.97	101,821.97	100.000	101,821.97	1		0.055	0.055
CDAR34642	12/11/14	CD-IAM	Town North Bk CDARS	0.500	12/10/15			3,000,000.00	100.000	3,000,000.00	3,000,000.00	100.000	3,000,000.00	193		0.500	0.500
Total for After The Bell								3,101,821.97	100.000	3,101,821.97	3,101,821.97	100.000	3,101,821.97	187		0.485	0.485
Capital Projects 2008																	
TEXPOOL		LGIP	TexPool					114,652.76	100.000	114,652.76	114,652.76	100.000	114,652.76	1		0.055	0.055
Total for Capital Projects 2008								114,652.76	100.000	114,652.76	114,652.76	100.000	114,652.76	1		0.055	0.055
Capital Projects 2012																	
TEXPOOL		LGIP	TexPool					3,726,035.85	100.000	3,726,035.85	3,726,035.85	100.000	3,726,035.85	1		0.055	0.055
Total for Capital Projects 2012								3,726,035.85	100.000	3,726,035.85	3,726,035.85	100.000	3,726,035.85	1		0.055	0.055
Capital Projects 2013																	
TEXPOOL		LGIP	TexPool					23,416,972.84	100.000	23,416,972.84	23,416,972.84	100.000	23,416,972.84	1		0.055	0.055
CDAR-7268	11/06/14	CD-IAM	Town North Bk CDARS	0.500	11/05/15			10,000,000.00	100.000	10,000,000.00	10,000,000.00	100.000	10,000,000.00	158		0.500	0.500
CDAR-9824	11/20/14	CD-IAM	Town North Bk CDARS	0.500	11/19/15			5,000,000.00	100.000	5,000,000.00	5,000,000.00	100.000	5,000,000.00	172		0.500	0.500
Total for Capital Projects 2013								38,416,972.84	100.000	38,416,972.84	38,416,972.84	100.000	38,416,972.84	64		0.229	0.229



Carrollton-Farmers Branch ISD
Detail of Security Holdings
As of 05/31/2015

CUSIP	Settle Date	Sec. Type	Sec. Description	CPN	Mty Date	Next Call	Call Type	Par Value	Purch Price	Orig Cost	Book Value	Mkt Price	Market Value	Days to Mty	Days to Call	YTM	YTW
City of Irving TIF #1																	
TEXPOOL		LGIP	TexPool					27,661,623.66	100.000	27,661,623.66	27,661,623.66	100.000	27,661,623.66	1		0.055	0.055
CDAR-5746	08/21/14	CD-IAM	Town North Bk CDARS	0.500	08/20/15			10,000,000.00	100.000	10,000,000.00	10,000,000.00	100.000	10,000,000.00	81		0.500	0.500
CDAR-9262	08/28/14	CD-IAM	Town North Bk CDARS	0.500	08/27/15			5,000,000.00	100.000	5,000,000.00	5,000,000.00	100.000	5,000,000.00	88		0.500	0.500
Total for City of Irving TIF #1								42,661,623.66	100.000	42,661,623.66	42,661,623.66	100.000	42,661,623.66	30		0.212	0.212
Debt Service																	
TEXPOOL		LGIP	TexPool					3,702,377.50	100.000	3,702,377.50	3,702,377.50	100.000	3,702,377.50	1		0.055	0.055
Total for Debt Service								3,702,377.50	100.000	3,702,377.50	3,702,377.50	100.000	3,702,377.50	1		0.055	0.055
Farmers Branch TIF #1																	
TEXPOOL		LGIP	TexPool					7,862,119.23	100.000	7,862,119.23	7,862,119.23	100.000	7,862,119.23	1		0.055	0.055
Total for Farmers Branch TIF #1								7,862,119.23	100.000	7,862,119.23	7,862,119.23	100.000	7,862,119.23	1		0.055	0.055
Farmers Branch TIF #2																	
TEXPOOL		LGIP	TexPool					178,236.74	100.000	178,236.74	178,236.74	100.000	178,236.74	1		0.055	0.055
Total for Farmers Branch TIF #2								178,236.74	100.000	178,236.74	178,236.74	100.000	178,236.74	1		0.055	0.055
Food Service																	
TEXPOOL		LGIP	TexPool					1,973.51	100.000	1,973.51	1,973.51	100.000	1,973.51	1		0.055	0.055
Total for Food Service								1,973.51	100.000	1,973.51	1,973.51	100.000	1,973.51	1		0.055	0.055



Carrollton-Farmers Branch ISD
Detail of Security Holdings
As of 05/31/2015

CUSIP	Settle Date	Sec. Type	Sec. Description	CPN	Mty Date	Next Call	Call Type	Par Value	Purch Price	Orig Cost	Book Value	Mkt Price	Market Value	Days to Mty	Days to Call	YTM	YTW
General Fund																	
LNSTGOV		LGIP	LoneStar Govt O/N					1,001,825.79	100.000	1,001,825.79	1,001,825.79	100.000	1,001,825.79	1		0.070	0.070
MS-CFB		BANK DEP	Morgan Stanley Bk					15.08	100.000	15.08	15.08	100.000	15.08	1		0.010	0.010
MSGXX		MMF	Morgan Stanley Govt Port MM					8,031,430.04	100.000	8,031,430.04	8,031,430.04	100.000	8,031,430.04	1		0.030	0.030
TEXPOOL		LGIP	TexPool					54,150,751.34	100.000	54,150,751.34	54,150,751.34	100.000	54,150,751.34	1		0.055	0.055
TEXSTAR		LGIP	TexSTAR					1,094,746.15	100.000	1,094,746.15	1,094,746.15	100.000	1,094,746.15	1		0.064	0.064
WF-CFB		BANK DEP	Wells Fargo					15,049,921.71	100.000	15,049,921.71	15,049,921.71	100.000	15,049,921.71	1		0.210	0.210
CDAR-6242	09/11/14	CD-IAM	Town North Bk CDARS	0.500	09/10/15			10,000,000.00	100.000	10,000,000.00	10,000,000.00	100.000	10,000,000.00	102		0.500	0.500
CDAR-0496	09/18/14	CD-IAM	Town North Bk CDARS	0.500	09/17/15			5,000,000.00	100.000	5,000,000.00	5,000,000.00	100.000	5,000,000.00	109		0.500	0.500
Total for General Fund								94,328,690.11	100.000	94,328,690.11	94,328,690.11	100.000	94,328,690.11	17		0.149	0.149



Carrollton-Farmers Branch ISD
Detail of Security Holdings
 As of 05/31/2015

CUSIP	Settle Date	Sec. Type	Sec. Description	CPN	Mty Date	Next Call	Call Type	Par Value	Purch Price	Orig Cost	Book Value	Mkt Price	Market Value	Days to Mty	Days to Call	YTM	YTW
Workers Compensation																	
GTBXX-CFB		MMF	Dreyfus Treas Prime MMF					19,036.17	100.000	19,036.17	19,036.17	100.000	19,036.17	1		0.010	0.010
MS-CFB		BANK DEP	Morgan Stanley Bk					1,487.83	100.000	1,487.83	1,487.83	100.000	1,487.83	1		0.010	0.010
TEXPOOL		LGIP	TexPool					693,574.43	100.000	693,574.43	693,574.43	100.000	693,574.43	1		0.055	0.055
TNB-SVGS		BANK DEP	Town North Bk Svgs					201,360.74	100.000	201,360.74	201,360.74	100.000	201,360.74	1		0.500	0.500
17476NEE4	06/25/14	CD-IAM	Citizens Nat'l Bk CD	0.300	06/25/15			249,000.00	100.000	249,000.00	249,000.00	100.009	249,022.41	25		0.300	0.300
05568P3Q8	06/28/13	CD	BMW Bk CD	0.750	06/29/15			248,000.00	100.000	248,000.00	248,000.00	100.033	248,080.85	29		0.750	0.750
254671RL6	07/03/13	CD	Discover Bk CD	0.700	07/06/15			248,000.00	100.000	248,000.00	248,000.00	100.049	248,120.53	36		0.700	0.700
8595317H2	07/03/13	CD	Sterling Svgs Bk CD	0.650	07/06/15			248,000.00	100.000	248,000.00	248,000.00	100.044	248,109.12	36		0.650	0.650
149159HZ1	07/26/13	CD	Cathay Bk CD	0.550	07/27/15			249,000.00	100.000	249,000.00	249,000.00	100.090	249,223.85	57		0.550	0.550
39120VRD8	08/14/13	CD	Great Southern Bk CD	0.600	08/14/15			248,000.00	100.000	248,000.00	248,000.00	100.097	248,241.30	75		0.600	0.600
411394AM1	08/21/13	CD	Happy State Bk CD	0.500	08/21/15			248,000.00	100.000	248,000.00	248,000.00	100.100	248,247.50	82		0.500	0.500
892094CH4	09/27/13	CD	Town Bk CD	0.650	09/28/15			249,000.00	100.000	249,000.00	249,000.00	100.166	249,414.59	120		0.650	0.650
49306SS56	10/09/13	CD	Key Bk CD	0.600	10/09/15			249,000.00	100.000	249,000.00	249,000.00	100.171	249,426.79	131		0.600	0.600
CDAR34642	12/11/14	CD-IAM	Town North Bk CDARS	0.500	12/10/15			2,000,000.00	100.000	2,000,000.00	2,000,000.00	100.000	2,000,000.00	193		0.500	0.500
38147JH62	06/18/14	CD	Goldman Sachs CD	0.400	12/18/15			248,000.00	100.000	248,000.00	248,000.00	100.020	248,049.10	201		0.400	0.400
872278CB0	12/18/13	CD	TCF Bk CD	0.550	12/18/15			249,000.00	100.000	249,000.00	249,000.00	100.231	249,574.44	201		0.550	0.550
508176CF9	01/29/14	CD	Lake City Bk CD	0.550	01/29/16			249,000.00	100.000	249,000.00	249,000.00	100.234	249,581.42	243		0.550	0.550
87164DEH9	04/03/14	CD	Synovus Bk CD	0.500	04/04/16			248,000.00	100.000	248,000.00	248,000.00	100.160	248,396.06	309		0.500	0.500
06246PAL9	04/09/14	CD	Bk of Grove CD	0.500	04/08/16			249,000.00	100.000	249,000.00	249,000.00	100.013	249,032.87	313		0.500	0.500
06740KGJ0	04/23/14	CD	BARCLAYS Bk CD	0.450	04/25/16			248,000.00	100.000	248,000.00	248,000.00	100.093	248,229.40	330		0.450	0.450
337630AH0	06/06/14	CD	F1RSTRUST BK CD	0.500	06/06/16			249,000.00	100.000	249,000.00	249,000.00	100.076	249,188.49	372		0.500	0.500
509685EW9	06/27/14	CD	Lake Forest Bk & Trust CD	0.500	06/27/16			248,000.00	100.000	248,000.00	248,000.00	100.057	248,141.36	393		0.501	0.501
02006LGB3	08/07/14	CD	Ally Bk CD	0.850	08/08/16			248,000.00	100.000	248,000.00	248,000.00	100.306	248,759.38	435		0.850	0.850
87482VAA3	08/06/14	CD	Talmer Bk & Trust CD	0.700	08/08/16			249,000.00	100.000	249,000.00	249,000.00	100.130	249,323.70	435		0.700	0.700
71270QFL5	08/20/14	CD	People's United Bk CD	0.850	08/22/16			248,000.00	100.000	248,000.00	248,000.00	100.149	248,369.27	449		0.850	0.850
Total for Workers Compensation								7,884,459.17	100.000	7,884,459.17	7,884,459.17	100.070	7,889,991.60	184		0.512	0.512
Total for Carrollton-Farmers Branch ISD								204,049,385.88	100.000	204,049,385.88	204,049,385.88	100.003	204,054,918.31	36		0.188	0.188



Carrollton-Farmers Branch ISD
Change in Value
 From 02/28/2015 to 05/31/2015

CUSIP	Security Type	Security Description	02/28/15 Book Value	Cost of Purchases	Maturities / Calls / Sales	Amortization / Accretion	Realized Gain/(Loss)	05/31/15 Book Value	02/28/15 Market Value	05/31/15 Market Value	Change in Mkt Value
Activity Fund											
TEXPOOL	LGIP	TexPool	2,070,151.74	270.80	0.00	0.00	0.00	2,070,422.54	2,070,151.74	2,070,422.54	270.80
Total for Activity Fund			2,070,151.74	270.80	0.00	0.00	0.00	2,070,422.54	2,070,151.74	2,070,422.54	270.80
After The Bell											
TEXPOOL	LGIP	TexPool	101,808.63	13.34	0.00	0.00	0.00	101,821.97	101,808.63	101,821.97	13.34
CDAR34642	CD-IAM	Town North Bk CDARS 0.500 12/10/15	3,000,000.00	0.00	0.00	0.00	0.00	3,000,000.00	3,000,000.00	3,000,000.00	0.00
Total for After The Bell			3,101,808.63	13.34	0.00	0.00	0.00	3,101,821.97	3,101,808.63	3,101,821.97	13.34
Capital Projects 2008											
TEXPOOL	LGIP	TexPool	256,784.09	10.49	(142,141.82)	0.00	0.00	114,652.76	256,784.09	114,652.76	(142,131.33)
Total for Capital Projects 2008			256,784.09	10.49	(142,141.82)	0.00	0.00	114,652.76	256,784.09	114,652.76	(142,131.33)
Capital Projects 2012											
TEXPOOL	LGIP	TexPool	3,893,587.79	158.74	(167,710.68)	0.00	0.00	3,726,035.85	3,893,587.79	3,726,035.85	(167,551.94)
Total for Capital Projects 2012			3,893,587.79	158.74	(167,710.68)	0.00	0.00	3,726,035.85	3,893,587.79	3,726,035.85	(167,551.94)
Capital Projects 2013											
TEXPOOL	LGIP	TexPool	25,543,439.67	0.00	(2,126,466.83)	0.00	0.00	23,416,972.84	25,543,439.67	23,416,972.84	(2,126,466.83)
CDAR-7268	CD-IAM	Town North Bk CDARS 0.500 11/05/15	10,000,000.00	0.00	0.00	0.00	0.00	10,000,000.00	10,000,000.00	10,000,000.00	0.00
CDAR-9824	CD-IAM	Town North Bk CDARS 0.500 11/19/15	5,000,000.00	0.00	0.00	0.00	0.00	5,000,000.00	5,000,000.00	5,000,000.00	0.00
Total for Capital Projects 2013			40,543,439.67	0.00	(2,126,466.83)	0.00	0.00	38,416,972.84	40,543,439.67	38,416,972.84	(2,126,466.83)



Carrollton-Farmers Branch ISD
Change in Value
 From 02/28/2015 to 05/31/2015

CUSIP	Security Type	Security Description	02/28/15 Book Value	Cost of Purchases	Maturities / Calls / Sales	Amortization / Accretion	Realized Gain/(Loss)	05/31/15 Book Value	02/28/15 Market Value	05/31/15 Market Value	Change in Mkt Value
City of Irving TIF #1											
TEXPOOL	LGIP	TexPool	20,205,186.51	10,454,858.51	(2,998,421.36)	0.00	0.00	27,661,623.66	20,205,186.51	27,661,623.66	7,456,437.15
CDAR-5746	CD-IAM	Town North Bk CDARS 0.500 08/20/15	10,000,000.00	0.00	0.00	0.00	0.00	10,000,000.00	10,000,000.00	10,000,000.00	0.00
CDAR-9262	CD-IAM	Town North Bk CDARS 0.500 08/27/15	5,000,000.00	0.00	0.00	0.00	0.00	5,000,000.00	5,000,000.00	5,000,000.00	0.00
Total for City of Irving TIF #1			35,205,186.51	10,454,858.51	(2,998,421.36)	0.00	0.00	42,661,623.66	35,205,186.51	42,661,623.66	7,456,437.15
Debt Service											
TEXPOOL	LGIP	TexPool	4,701,880.77	333.22	(999,836.49)	0.00	0.00	3,702,377.50	4,701,880.77	3,702,377.50	(999,503.27)
Total for Debt Service			4,701,880.77	333.22	(999,836.49)	0.00	0.00	3,702,377.50	4,701,880.77	3,702,377.50	(999,503.27)
Farmers Branch TIF #1											
TEXPOOL	LGIP	TexPool	7,375,117.22	487,002.01	0.00	0.00	0.00	7,862,119.23	7,375,117.22	7,862,119.23	487,002.01
Total for Farmers Branch TIF #1			7,375,117.22	487,002.01	0.00	0.00	0.00	7,862,119.23	7,375,117.22	7,862,119.23	487,002.01
Farmers Branch TIF #2											
TEXPOOL	LGIP	TexPool	139,493.24	38,743.50	0.00	0.00	0.00	178,236.74	139,493.24	178,236.74	38,743.50
Total for Farmers Branch TIF #2			139,493.24	38,743.50	0.00	0.00	0.00	178,236.74	139,493.24	178,236.74	38,743.50
Food Service											
TEXPOOL	LGIP	TexPool	4,215.94	1,647.04	(3,889.47)	0.00	0.00	1,973.51	4,215.94	1,973.51	(2,242.43)
Total for Food Service			4,215.94	1,647.04	(3,889.47)	0.00	0.00	1,973.51	4,215.94	1,973.51	(2,242.43)



Carrollton-Farmers Branch ISD
Change in Value
 From 02/28/2015 to 05/31/2015

CUSIP	Security Type	Security Description	02/28/15 Book Value	Cost of Purchases	Maturities / Calls / Sales	Amortization / Accretion	Realized Gain/(Loss)	05/31/15 Book Value	02/28/15 Market Value	05/31/15 Market Value	Change in Mkt Value
General Fund											
CASH-INT	BANK DEP	Cash	0.00	0.00	0.00	0.00	0.00	0.00	0.00	0.00	0.00
LNSTGOV	LGIP	LoneStar Govt O/N	1,001,672.05	153.74	0.00	0.00	0.00	1,001,825.79	1,001,672.05	1,001,825.79	153.74
MS-CFB	BANK DEP	Morgan Stanley Bk	0.00	15.08	0.00	0.00	0.00	15.08	0.00	15.08	15.08
MSGXX	MMF	Morgan Stanley Govt Port MM	3,026,442.69	5,004,987.35	0.00	0.00	0.00	8,031,430.04	3,026,442.69	8,031,430.04	5,004,987.35
TEXPOOL	LGIP	TexPool	97,029,804.69	0.00	(42,879,053.35)	0.00	0.00	54,150,751.34	97,029,804.69	54,150,751.34	(42,879,053.35)
TEXSTAR	LGIP	TexSTAR	1,094,567.14	179.01	0.00	0.00	0.00	1,094,746.15	1,094,567.14	1,094,746.15	179.01
WF-CFB	BANK DEP	Wells Fargo	15,041,821.71	8,100.00	0.00	0.00	0.00	15,049,921.71	15,041,821.71	15,049,921.71	8,100.00
CDAR-6242	CD-IAM	Town North Bk CDARS 0.500 09/10/15	10,000,000.00	0.00	0.00	0.00	0.00	10,000,000.00	10,000,000.00	10,000,000.00	0.00
CDAR-0496	CD-IAM	Town North Bk CDARS 0.500 09/17/15	5,000,000.00	0.00	0.00	0.00	0.00	5,000,000.00	5,000,000.00	5,000,000.00	0.00
3134G4QK7	AGCY CALL	FHLMC 0.350 12/31/15	4,998,779.80	0.00	(5,000,000.00)	1,220.20	0.00	0.00	4,998,500.00	0.00	(4,998,500.00)
Total for General Fund			137,193,088.08	5,013,435.18	(47,879,053.35)	1,220.20	0.00	94,328,690.11	137,192,808.28	94,328,690.11	(42,864,118.17)



Carrollton-Farmers Branch ISD
Change in Value
 From 02/28/2015 to 05/31/2015

CUSIP	Security Type	Security Description	02/28/15 Book Value	Cost of Purchases	Maturities / Calls / Sales	Amortization / Accretion	Realized Gain/(Loss)	05/31/15 Book Value	02/28/15 Market Value	05/31/15 Market Value	Change in Mkt Value
Workers Compensation											
CASH-INT	BANK DEP	Cash	0.00	0.00	0.00	0.00	0.00	0.00	0.00	0.00	0.00
GTBXX-CFB	MMF	Dreyfus Treas Prime MMF	14,732.72	4,303.45	0.00	0.00	0.00	19,036.17	14,732.72	19,036.17	4,303.45
MS-CFB	BANK DEP	Morgan Stanley Bk	1,487.79	0.04	0.00	0.00	0.00	1,487.83	1,487.79	1,487.83	0.04
TEXPOOL	LGIP	TexPool	693,483.71	90.72	0.00	0.00	0.00	693,574.43	693,483.71	693,574.43	90.72
TNB-SVGS	BANK DEP	Town North Bk Svgs	201,107.19	253.55	0.00	0.00	0.00	201,360.74	201,107.19	201,360.74	253.55
17476NEE4	CD-IAM	Citizens Natl Bk CD 0.300 06/25/15	249,000.00	0.00	0.00	0.00	0.00	249,000.00	248,883.22	249,022.41	139.19
05568P3Q8	CD	BMW Bk CD 0.750 06/29/15	248,000.00	0.00	0.00	0.00	0.00	248,000.00	248,116.31	248,080.85	(35.46)
254671RL6	CD	Discover Bk CD 0.700 07/06/15	248,000.00	0.00	0.00	0.00	0.00	248,000.00	248,193.69	248,120.53	(73.16)
8595317H2	CD	Sterling Svgs Bk CD 0.650 07/06/15	248,000.00	0.00	0.00	0.00	0.00	248,000.00	248,155.00	248,109.12	(45.88)
149159HZ1	CD	Cathay Bk CD 0.550 07/27/15	249,000.00	0.00	0.00	0.00	0.00	249,000.00	249,311.25	249,223.85	(87.40)
39120VRD8	CD	Great Southern Bk CD 0.600 08/14/15	248,000.00	0.00	0.00	0.00	0.00	248,000.00	248,271.31	248,241.30	(30.01)
411394AM1	CD	Happy State Bk CD 0.500 08/21/15	248,000.00	0.00	0.00	0.00	0.00	248,000.00	248,232.62	248,247.50	14.88
892094CH4	CD	Town Bk CD 0.650 09/28/15	249,000.00	0.00	0.00	0.00	0.00	249,000.00	249,466.88	249,414.59	(52.29)
49306SSS6	CD	Key Bk CD 0.600 10/09/15	249,000.00	0.00	0.00	0.00	0.00	249,000.00	249,428.03	249,426.79	(1.24)
CDAR34642	CD-IAM	Town North Bk CDARS 0.500 12/10/15	2,000,000.00	0.00	0.00	0.00	0.00	2,000,000.00	2,000,000.00	2,000,000.00	0.00
38147JH62	CD	Goldman Sachs CD 0.400 12/18/15	248,000.00	0.00	0.00	0.00	0.00	248,000.00	247,651.31	248,049.10	397.79
872278CB0	CD	TCF Bk CD 0.550 12/18/15	249,000.00	0.00	0.00	0.00	0.00	249,000.00	249,428.03	249,574.44	146.41
508176CF9	CD	Lake City Bk CD 0.550 01/29/16	249,000.00	0.00	0.00	0.00	0.00	249,000.00	249,311.25	249,581.42	270.17
87164DEH9	CD	Synovus Bk CD 0.500 04/04/16	248,000.00	0.00	0.00	0.00	0.00	248,000.00	247,961.31	248,396.06	434.75
06246PAL9	CD	Bk of Grove CD 0.500 04/08/16	249,000.00	0.00	0.00	0.00	0.00	249,000.00	248,883.22	249,032.87	149.65
06740KGJ0	CD	BARCLAYS Bk CD 0.450 04/25/16	248,000.00	0.00	0.00	0.00	0.00	248,000.00	247,690.00	248,229.40	539.40
337630AH0	CD	F1RSTRUST BK CD 0.500 06/06/16	249,000.00	0.00	0.00	0.00	0.00	249,000.00	248,494.28	249,188.49	694.21
509685EW9	CD	Lake Forest Bk & Trust CD 0.500 06/27/16	248,000.00	0.00	0.00	0.00	0.00	248,000.00	247,380.00	248,141.36	761.36
02006LGB3	CD	Ally Bk CD 0.850 08/08/16	248,000.00	0.00	0.00	0.00	0.00	248,000.00	247,922.62	248,759.38	836.76
87482VAA3	CD	Talmer Bk & Trust CD 0.700 08/08/16	249,000.00	0.00	0.00	0.00	0.00	249,000.00	248,377.50	249,323.70	946.20
71270QFL5	CD	People's United Bk CD 0.850 08/22/16	248,000.00	0.00	0.00	0.00	0.00	248,000.00	247,380.00	248,369.27	989.27
Total for Workers Compensation			7,879,811.41	4,647.76	0.00	0.00	0.00	7,884,459.17	7,879,349.24	7,889,991.60	10,642.36
Total for Carrollton-Farmers Branch ISD			242,364,565.09	16,001,120.59	(54,317,520.00)	1,220.20	0.00	204,049,385.88	242,363,823.12	204,054,918.31	(38,308,904.81)



Carrollton-Farmers Branch ISD

Earned Income

From 02/28/2015 to 05/31/2015

CUSIP	Security Type	Security Description	Beg. Accrued	Interest Earned	Interest Rec'd / Sold / Matured	Interest Purchased	Ending Accrued	Disc Accr / Prem Amort	Net Income
Activity Fund									
TEXPOOL	LGIP	TexPool	0.00	270.80	270.80	0.00	0.00	0.00	270.80
Total for Activity Fund			0.00	270.80	270.80	0.00	0.00	0.00	270.80
After The Bell									
TEXPOOL	LGIP	TexPool	0.00	13.34	13.34	0.00	0.00	0.00	13.34
CDAR34642	CD-IAM	Town North Bk CDARS 0.500 12/10/15	3,287.67	3,780.82	0.00	0.00	7,068.49	0.00	3,780.82
Total for After The Bell			3,287.67	3,794.16	13.34	0.00	7,068.49	0.00	3,794.16
Capital Projects 2008									
TEXPOOL	LGIP	TexPool	0.00	28.54	28.54	0.00	0.00	0.00	28.54
Total for Capital Projects 2008			0.00	28.54	28.54	0.00	0.00	0.00	28.54
Capital Projects 2012									
TEXPOOL	LGIP	TexPool	0.00	504.00	504.00	0.00	0.00	0.00	504.00
Total for Capital Projects 2012			0.00	504.00	504.00	0.00	0.00	0.00	504.00
Capital Projects 2013									
TEXPOOL	LGIP	TexPool	0.00	3,204.28	3,204.28	0.00	0.00	0.00	3,204.28
CDAR-7268	CD-IAM	Town North Bk CDARS 0.500 11/05/15	15,753.42	12,602.74	0.00	0.00	28,356.16	0.00	12,602.74
CDAR-9824	CD-IAM	Town North Bk CDARS 0.500 11/19/15	6,917.81	6,301.37	0.00	0.00	13,219.18	0.00	6,301.37
Total for Capital Projects 2013			22,671.23	22,108.39	3,204.28	0.00	41,575.34	0.00	22,108.39



Carrollton-Farmers Branch ISD

Earned Income

From 02/28/2015 to 05/31/2015

CUSIP	Security Type	Security Description	Beg. Accrued	Interest Earned	Interest Rec'd / Sold / Matured	Interest Purchased	Ending Accrued	Disc Accr / Prem Amort	Net Income
City of Irving TIF #1									
TEXPOOL	LGIP	TexPool	0.00	2,830.86	2,830.86	0.00	0.00	0.00	2,830.86
CDAR-5746	CD-IAM	Town North Bk CDARS 0.500 08/20/15	26,301.37	12,602.74	0.00	0.00	38,904.11	0.00	12,602.74
CDAR-9262	CD-IAM	Town North Bk CDARS 0.500 08/27/15	12,671.23	6,301.37	0.00	0.00	18,972.60	0.00	6,301.37
Total for City of Irving TIF #1			38,972.60	21,734.97	2,830.86	0.00	57,876.71	0.00	21,734.97
Debt Service									
TEXPOOL	LGIP	TexPool	0.00	496.73	496.73	0.00	0.00	0.00	496.73
Total for Debt Service			0.00	496.73	496.73	0.00	0.00	0.00	496.73
Farmers Branch TIF #1									
TEXPOOL	LGIP	TexPool	0.00	983.24	983.24	0.00	0.00	0.00	983.24
Total for Farmers Branch TIF #1			0.00	983.24	983.24	0.00	0.00	0.00	983.24
Farmers Branch TIF #2									
TEXPOOL	LGIP	TexPool	0.00	19.79	19.79	0.00	0.00	0.00	19.79
Total for Farmers Branch TIF #2			0.00	19.79	19.79	0.00	0.00	0.00	19.79
Food Service									
TEXPOOL	LGIP	TexPool	0.00	13.16	13.16	0.00	0.00	0.00	13.16
Total for Food Service			0.00	13.16	13.16	0.00	0.00	0.00	13.16



Carrollton-Farmers Branch ISD

Earned Income

From 02/28/2015 to 05/31/2015

CUSIP	Security Type	Security Description	Beg. Accrued	Interest Earned	Interest Rec'd / Sold / Matured	Interest Purchased	Ending Accrued	Disc Accr / Prem Amort	Net Income
General Fund									
LNSTGOV	LGIP	LoneStar Govt O/N	0.00	153.74	153.74	0.00	0.00	0.00	153.74
MS-CFB	BANK DEP	Morgan Stanley Bk	0.00	15.08	15.08	0.00	0.00	0.00	15.08
MSGXX	MMF	Morgan Stanley Govt Port MM	0.00	612.35	612.35	0.00	0.00	0.00	612.35
TEXPOOL	LGIP	TexPool	0.00	10,764.75	10,764.75	0.00	0.00	0.00	10,764.75
TEXSTAR	LGIP	TexSTAR	0.00	179.01	179.01	0.00	0.00	0.00	179.01
WF-CFB	BANK DEP	Wells Fargo	0.00	8,100.00	8,100.00	0.00	0.00	0.00	8,100.00
CDAR-6242	CD-IAM	Town North Bk CDARS 0.500 09/10/15	23,424.66	12,602.74	0.00	0.00	36,027.40	0.00	12,602.74
CDAR-0496	CD-IAM	Town North Bk CDARS 0.500 09/17/15	11,232.88	6,301.37	0.00	0.00	17,534.25	0.00	6,301.37
3134G4QK7	AGCY CALL	FHLMC 0.350 12/31/15	2,965.28	1,409.72	4,375.00	0.00	0.00	1,220.20	2,629.92
Total for General Fund			37,622.82	40,138.76	24,199.93	0.00	53,561.65	1,220.20	41,358.96



Carrollton-Farmers Branch ISD

Earned Income

From 02/28/2015 to 05/31/2015

CUSIP	Security Type	Security Description	Beg. Accrued	Interest Earned	Interest Rec'd / Sold / Matured	Interest Purchased	Ending Accrued	Disc Accr / Prem Amort	Net Income
Workers Compensation									
MS-CFB	BANK DEP	Morgan Stanley Bk	0.00	0.04	0.04	0.00	0.00	0.00	0.04
TEXPOOL	LGIP	TexPool	0.00	90.72	90.72	0.00	0.00	0.00	90.72
TNB-SVGS	BANK DEP	Town North Bk Svgs	0.00	253.55	253.55	0.00	0.00	0.00	253.55
17476NEE4	CD-IAM	Citizens Nat'l Bk CD 0.300 06/25/15	509.60	188.28	0.00	0.00	697.88	0.00	188.28
05568P3Q8	CD	BMW Bk CD 0.750 06/29/15	315.95	468.82	0.00	0.00	784.77	0.00	468.82
254671RL6	CD	Discover Bk CD 0.700 07/06/15	271.10	437.57	0.00	0.00	708.67	0.00	437.57
8595317H2	CD	Sterling Svgs Bk CD 0.650 07/06/15	251.74	406.31	0.00	0.00	658.05	0.00	406.31
149159HZ1	CD	Cathay Bk CD 0.550 07/27/15	11.26	345.18	333.93	0.00	22.51	0.00	345.18
39120VRD8	CD	Great Southern Bk CD 0.600 08/14/15	61.15	375.06	0.00	0.00	436.21	0.00	375.06
411394AM1	CD	Happy State Bk CD 0.500 08/21/15	27.18	312.55	302.36	0.00	37.37	0.00	312.55
892094CH4	CD	Town Bk CD 0.650 09/28/15	682.87	407.96	802.60	0.00	288.23	0.00	407.96
49306SSS6	CD	Key Bk CD 0.600 10/09/15	585.32	376.57	744.95	0.00	216.94	0.00	376.57
CDAR34642	CD-IAM	Town North Bk CDARS 0.500 12/10/15	2,191.78	2,520.55	0.00	0.00	4,712.33	0.00	2,520.55
38147JH62	CD	Goldman Sachs CD 0.400 12/18/15	198.40	250.04	0.00	0.00	448.44	0.00	250.04
872278CB0	CD	TCF Bk CD 0.550 12/18/15	273.90	345.19	0.00	0.00	619.09	0.00	345.19
508176CF9	CD	Lake City Bk CD 0.550 01/29/16	116.31	345.19	337.68	0.00	123.82	0.00	345.19
87164DEH9	CD	Synovus Bk CD 0.500 04/04/16	502.79	312.55	618.30	0.00	197.04	0.00	312.55
06246PAL9	CD	Bk of Grove CD 0.500 04/08/16	71.63	313.81	303.58	0.00	81.86	0.00	313.81
06740KGJ0	CD	BARCLAYS Bk CD 0.450 04/25/16	388.31	281.29	556.47	0.00	113.13	0.00	281.29
337630AH0	CD	F1RSTRUST BK CD 0.500 06/06/16	78.45	313.81	303.58	0.00	88.68	0.00	313.81
509685EW9	CD	Lake Forest Bk & Trust CD 0.500 06/27/16	217.42	312.55	0.00	0.00	529.97	0.00	312.55
02006LGB3	CD	Ally Bk CD 0.850 08/08/16	121.28	531.33	0.00	0.00	652.61	0.00	531.33
87482VAA3	CD	Talmer Bk & Trust CD 0.700 08/08/16	100.28	439.33	0.00	0.00	539.61	0.00	439.33
71270QFL5	CD	People's United Bk CD 0.850 08/22/16	40.43	531.33	0.00	0.00	571.76	0.00	531.33
Total for Workers Compensation			7,017.15	10,159.58	4,647.76	0.00	12,528.97	0.00	10,159.58
Total for Carrollton-Farmers Branch ISD			109,571.47	100,252.12	37,212.43	0.00	172,611.16	1,220.20	101,472.32



Carrollton-Farmers Branch ISD
Investment Transactions
 From 03/01/2015 to 05/31/2015

Trade Date	Settle Date	CUSIP	Security Type	Security Description	Coupon	Mty Date	Call Date	Par Value	Price	Principal Amount	Int Purchased / Received	Total Amount	Realized Gain / Loss	YTM	YTW
General Fund															
Calls															
03/24/15	03/31/15	3134G4QK7	AGCY CALL	FHLMC	0.350	12/31/15	03/31/15	5,000,000.00	100.000	5,000,000.00	4,375.00	5,004,375.00		0.379	
Total for: Calls								5,000,000.00		5,000,000.00	4,375.00	5,004,375.00		0.379	
Workers Compensation															
Income Payments															
03/02/15	02/28/15	508176CF9	CD	Lake City Bk CD	0.550	01/29/16				0.00	112.56	112.56			
03/06/15	03/06/15	337630AH0	CD	F1RSTRUST BK CD	0.500	06/06/16				0.00	95.51	95.51			
03/09/15	03/08/15	06246PAL9	CD	Bk of Grove CD	0.500	04/08/16				0.00	103.75	103.75			
03/09/15	03/08/15	06246PAL9	CD	Bk of Grove CD	0.500	04/08/16				0.00	(103.75)	(103.75)			
03/09/15	03/09/15	06246PAL9	CD	Bk of Grove CD	0.500	04/08/16				0.00	95.51	95.51			
03/23/15	03/21/15	411394AM1	CD	Happy State Bk CD	0.500	08/21/15				0.00	95.12	95.12			
03/26/15	03/26/15	149159HZ1	CD	Cathay Bk CD	0.550	07/27/15				0.00	114.12	114.12			
03/26/15	03/26/15	149159HZ1	CD	Cathay Bk CD	0.550	07/27/15				0.00	(114.12)	(114.12)			
03/26/15	03/26/15	149159HZ1	CD	Cathay Bk CD	0.550	07/27/15				0.00	105.06	105.06			
03/27/15	03/28/15	892094CH4	CD	Town Bk CD	0.650	09/28/15				0.00	802.60	802.60			
03/30/15	03/29/15	508176CF9	CD	Lake City Bk CD	0.550	01/29/16				0.00	108.81	108.81			
04/06/15	04/04/15	87164DEH9	CD	Synovus Bk CD	0.500	04/04/16				0.00	618.30	618.30			
04/06/15	04/06/15	337630AH0	CD	F1RSTRUST BK CD	0.500	06/06/16				0.00	105.74	105.74			
04/09/15	04/08/15	06246PAL9	CD	Bk of Grove CD	0.500	04/08/16				0.00	105.74	105.74			
04/09/15	04/09/15	49306SSS6	CD	Key Bk CD	0.600	10/09/15				0.00	744.95	744.95			
04/21/15	04/21/15	411394AM1	CD	Happy State Bk CD	0.500	08/21/15				0.00	105.32	105.32			
04/23/15	04/25/15	06740KGJ0	CD	BARCLAYS Bk CD	0.450	04/25/16				0.00	556.47	556.47			
04/27/15	04/26/15	149159HZ1	CD	Cathay Bk CD	0.550	07/27/15				0.00	116.31	116.31			
04/29/15	04/29/15	508176CF9	CD	Lake City Bk CD	0.550	01/29/16				0.00	116.31	116.31			
05/06/15	05/06/15	337630AH0	CD	F1RSTRUST BK CD	0.500	06/06/16				0.00	102.33	102.33			
05/11/15	05/08/15	06246PAL9	CD	Bk of Grove CD	0.500	04/08/16				0.00	102.33	102.33			
05/21/15	05/21/15	411394AM1	CD	Happy State Bk CD	0.500	08/21/15				0.00	101.92	101.92			
05/26/15	05/26/15	149159HZ1	CD	Cathay Bk CD	0.550	07/27/15				0.00	112.56	112.56			



Carrollton-Farmers Branch ISD
Investment Transactions
From 03/01/2015 to 05/31/2015

Trade Date	Settle Date	CUSIP	Security Type	Security Description	Coupon	Mty Date	Call Date	Par Value	Price	Principal Amount	Int Purchased / Received	Total Amount	Realized Gain / Loss	YTM	YTW	
Workers Compensation																
Total for: Income Payments											0.00	4,303.45	4,303.45			

Trade Date	Settle Date	CUSIP	Security Type	Security Description	Coupon	Mty Date	Call Date	Par Value	Price	Principal Amount	Int Purchased / Received	Total Amount	Realized Gain / Loss	YTM	YTW
------------	-------------	-------	---------------	----------------------	--------	----------	-----------	-----------	-------	------------------	--------------------------	--------------	----------------------	-----	-----

Total for All Portfolios

Transaction Type	Quantity	Total Amount	Realized G/L	YTM	YTW
Total Calls	5,000,000.00	5,004,375.00		0.379	
Total Income Payments	0.00	4,303.45			



Carrollton-Farmers Branch ISD
Amortization and Accretion
From 02/28/2015 to 05/31/2015

CUSIP	Settle Date	Security Type	Security Description	Next Call Date	Purchase Qty	Orig Price	Original Cost	Amrt/Accr for Period	Total Amrt/Accr Since Purch	Remaining Disc / Prem	Book Value
After The Bell											
CDAR34642	12/11/14	CD-IAM	Town North Bk CDARS 0.500 12/10/15		3,000,000.00	100.000	3,000,000.00	0.00	0.00	0.00	3,000,000.00
Total for After The Bell					3,000,000.00		3,000,000.00	0.00	0.00	0.00	3,000,000.00
Capital Projects 2013											
CDAR-7268	11/06/14	CD-IAM	Town North Bk CDARS 0.500 11/05/15		10,000,000.00	100.000	10,000,000.00	0.00	0.00	0.00	10,000,000.00
CDAR-9824	11/20/14	CD-IAM	Town North Bk CDARS 0.500 11/19/15		5,000,000.00	100.000	5,000,000.00	0.00	0.00	0.00	5,000,000.00
Total for Capital Projects 2013					15,000,000.00		15,000,000.00	0.00	0.00	0.00	15,000,000.00
City of Irving TIF #1											
CDAR-5746	08/21/14	CD-IAM	Town North Bk CDARS 0.500 08/20/15		10,000,000.00	100.000	10,000,000.00	0.00	0.00	0.00	10,000,000.00
CDAR-9262	08/28/14	CD-IAM	Town North Bk CDARS 0.500 08/27/15		5,000,000.00	100.000	5,000,000.00	0.00	0.00	0.00	5,000,000.00
Total for City of Irving TIF #1					15,000,000.00		15,000,000.00	0.00	0.00	0.00	15,000,000.00
General Fund											
CDAR-6242	09/11/14	CD-IAM	Town North Bk CDARS 0.500 09/10/15		10,000,000.00	100.000	10,000,000.00	0.00	0.00	0.00	10,000,000.00
CDAR-0496	09/18/14	CD-IAM	Town North Bk CDARS 0.500 09/17/15		5,000,000.00	100.000	5,000,000.00	0.00	0.00	0.00	5,000,000.00
3134G4QK7	01/08/14	AGCY CALL	FHLMC 0.350 12/31/15	03/31/15	0.00	99.942	0.00	1,220.20	0.00	0.00	0.00
Total for General Fund					15,000,000.00		15,000,000.00	1,220.20	0.00	0.00	15,000,000.00



Carrollton-Farmers Branch ISD
Amortization and Accretion
 From 02/28/2015 to 05/31/2015

CUSIP	Settle Date	Security Type	Security Description	Next Call Date	Purchase Qty	Orig Price	Original Cost	Amrt/Accr for Period	Total Amrt/Accr Since Purch	Remaining Disc / Prem	Book Value
Workers Compensation											
17476NEE4	06/25/14	CD-IAM	Citizens Nat'l Bk CD 0.300 06/25/15		249,000.00	100.000	249,000.00	0.00	0.00	0.00	249,000.00
05568P3Q8	06/28/13	CD	BMW Bk CD 0.750 06/29/15		248,000.00	100.000	248,000.00	0.00	0.00	0.00	248,000.00
254671RL6	07/03/13	CD	Discover Bk CD 0.700 07/06/15		248,000.00	100.000	248,000.00	0.00	0.00	0.00	248,000.00
8595317H2	07/03/13	CD	Sterling Svgs Bk CD 0.650 07/06/15		248,000.00	100.000	248,000.00	0.00	0.00	0.00	248,000.00
149159HZ1	07/26/13	CD	Cathay Bk CD 0.550 07/27/15		249,000.00	100.000	249,000.00	0.00	0.00	0.00	249,000.00
39120VRD8	08/14/13	CD	Great Southern Bk CD 0.600 08/14/15		248,000.00	100.000	248,000.00	0.00	0.00	0.00	248,000.00
411394AM1	08/21/13	CD	Happy State Bk CD 0.500 08/21/15		248,000.00	100.000	248,000.00	0.00	0.00	0.00	248,000.00
892094CH4	09/27/13	CD	Town Bk CD 0.650 09/28/15		249,000.00	100.000	249,000.00	0.00	0.00	0.00	249,000.00
49306SS56	10/09/13	CD	Key Bk CD 0.600 10/09/15		249,000.00	100.000	249,000.00	0.00	0.00	0.00	249,000.00
CDAR34642	12/11/14	CD-IAM	Town North Bk CDARS 0.500 12/10/15		2,000,000.00	100.000	2,000,000.00	0.00	0.00	0.00	2,000,000.00
38147JH62	06/18/14	CD	Goldman Sachs CD 0.400 12/18/15		248,000.00	100.000	248,000.00	0.00	0.00	0.00	248,000.00
872278CB0	12/18/13	CD	TCF Bk CD 0.550 12/18/15		249,000.00	100.000	249,000.00	0.00	0.00	0.00	249,000.00
508176CF9	01/29/14	CD	Lake City Bk CD 0.550 01/29/16		249,000.00	100.000	249,000.00	0.00	0.00	0.00	249,000.00
87164DEH9	04/03/14	CD	Synovus Bk CD 0.500 04/04/16		248,000.00	100.000	248,000.00	0.00	0.00	0.00	248,000.00
06246PAL9	04/09/14	CD	Bk of Grove CD 0.500 04/08/16		249,000.00	100.000	249,000.00	0.00	0.00	0.00	249,000.00
06740KGJ0	04/23/14	CD	BARCLAYS Bk CD 0.450 04/25/16		248,000.00	100.000	248,000.00	0.00	0.00	0.00	248,000.00
337630AH0	06/06/14	CD	F1RSTRUST BK CD 0.500 06/06/16		249,000.00	100.000	249,000.00	0.00	0.00	0.00	249,000.00
509685EW9	06/27/14	CD	Lake Forest Bk & Trust CD 0.500 06/27/16		248,000.00	100.000	248,000.00	0.00	0.00	0.00	248,000.00
02006LGB3	08/07/14	CD	Ally Bk CD 0.850 08/08/16		248,000.00	100.000	248,000.00	0.00	0.00	0.00	248,000.00
87482VAA3	08/06/14	CD	Talmer Bk & Trust CD 0.700 08/08/16		249,000.00	100.000	249,000.00	0.00	0.00	0.00	249,000.00
71270QFL5	08/20/14	CD	People's United Bk CD 0.850 08/22/16		248,000.00	100.000	248,000.00	0.00	0.00	0.00	248,000.00
Total for Workers Compensation					6,969,000.00		6,969,000.00	0.00	0.00	0.00	6,969,000.00
Total for Carrollton-Farmers Branch ISD					54,969,000.00		54,969,000.00	1,220.20	0.00	0.00	54,969,000.00



Carrollton-Farmers Branch ISD
Projected Cash Flows
Cash Flows for next 180 days from 05/31/2015

CUSIP	Security Type	Security Description	Pay Date	Interest	Principal	Total Amount
Capital Projects 2013						
CDAR-7268	CD-IAM	Town North Bk CDARS 0.500 11/05/15	11/05/15	49,863.01	10,000,000.00	10,049,863.01
CDAR-9824	CD-IAM	Town North Bk CDARS 0.500 11/19/15	11/19/15	37,465.75	5,000,000.00	5,037,465.75
Total for Capital Projects 2013				87,328.76	15,000,000.00	15,087,328.76
City of Irving TIF #1						
CDAR-5746	CD-IAM	Town North Bk CDARS 0.500 08/20/15	08/20/15	49,863.01	10,000,000.00	10,049,863.01
CDAR-9262	CD-IAM	Town North Bk CDARS 0.500 08/27/15	08/27/15	24,931.50	5,000,000.00	5,024,931.50
Total for City of Irving TIF #1				74,794.51	15,000,000.00	15,074,794.51
General Fund						
CDAR-6242	CD-IAM	Town North Bk CDARS 0.500 09/10/15	09/10/15	49,863.01	10,000,000.00	10,049,863.01
CDAR-0496	CD-IAM	Town North Bk CDARS 0.500 09/17/15	09/17/15	24,931.50	5,000,000.00	5,024,931.50
Total for General Fund				74,794.51	15,000,000.00	15,074,794.51



Carrollton-Farmers Branch ISD
Projected Cash Flows
Cash Flows for next 180 days from 05/31/2015

CUSIP	Security Type	Security Description	Pay Date	Interest	Principal	Total Amount
Workers Compensation						
337630AH0	CD	F1RSTRUST BK CD 0.500 06/06/16	06/06/15	103.75	0.00	103.75
06246PAL9	CD	Bk of Grove CD 0.500 04/08/16	06/08/15	103.75	0.00	103.75
38147JH62	CD	Goldman Sachs CD 0.400 12/18/15	06/18/15	494.64	0.00	494.64
872278CB0	CD	TCF Bk CD 0.550 12/18/15	06/18/15	682.87	0.00	682.87
411394AM1	CD	Happy State Bk CD 0.500 08/21/15	06/21/15	105.31	0.00	105.31
17476NEE4	CD-IAM	Citizens Nat'l Bk CD 0.300 06/25/15	06/25/15	747.00	249,000.00	249,747.00
149159HZ1	CD	Cathay Bk CD 0.550 07/27/15	06/26/15	114.12	0.00	114.12
509685EW9	CD	Lake Forest Bk & Trust CD 0.500 06/27/16	06/27/15	618.30	0.00	618.30
05568P3Q8	CD	BMW Bk CD 0.750 06/29/15	06/29/15	930.00	248,000.00	248,930.00
508176CF9	CD	Lake City Bk CD 0.550 01/29/16	06/29/15	116.31	0.00	116.31
254671RL6	CD	Discover Bk CD 0.700 07/06/15	07/06/15	868.00	248,000.00	248,868.00
337630AH0	CD	F1RSTRUST BK CD 0.500 06/06/16	07/06/15	103.75	0.00	103.75
8595317H2	CD	Sterling Svcs Bk CD 0.650 07/06/15	07/06/15	806.00	248,000.00	248,806.00
06246PAL9	CD	Bk of Grove CD 0.500 04/08/16	07/08/15	103.75	0.00	103.75
411394AM1	CD	Happy State Bk CD 0.500 08/21/15	07/21/15	101.91	0.00	101.91
149159HZ1	CD	Cathay Bk CD 0.550 07/27/15	07/27/15	114.12	249,000.00	249,114.12
508176CF9	CD	Lake City Bk CD 0.550 01/29/16	07/29/15	112.56	0.00	112.56
337630AH0	CD	F1RSTRUST BK CD 0.500 06/06/16	08/06/15	103.75	0.00	103.75
02006LGB3	CD	Ally Bk CD 0.850 08/08/16	08/08/15	1,054.00	0.00	1,054.00
06246PAL9	CD	Bk of Grove CD 0.500 04/08/16	08/08/15	103.75	0.00	103.75
87482VAA3	CD	Talmer Bk & Trust CD 0.700 08/08/16	08/08/15	871.50	0.00	871.50
39120VRD8	CD	Great Southern Bk CD 0.600 08/14/15	08/14/15	744.00	248,000.00	248,744.00
411394AM1	CD	Happy State Bk CD 0.500 08/21/15	08/21/15	105.31	248,000.00	248,105.31
71270QFL5	CD	People's United Bk CD 0.850 08/22/16	08/22/15	1,054.00	0.00	1,054.00
508176CF9	CD	Lake City Bk CD 0.550 01/29/16	08/29/15	116.31	0.00	116.31
337630AH0	CD	F1RSTRUST BK CD 0.500 06/06/16	09/06/15	103.75	0.00	103.75
06246PAL9	CD	Bk of Grove CD 0.500 04/08/16	09/08/15	103.75	0.00	103.75
892094CH4	CD	Town Bk CD 0.650 09/28/15	09/28/15	809.25	249,000.00	249,809.25
508176CF9	CD	Lake City Bk CD 0.550 01/29/16	09/29/15	116.31	0.00	116.31
87164DEH9	CD	Synovus Bk CD 0.500 04/04/16	10/04/15	620.00	0.00	620.00
337630AH0	CD	F1RSTRUST BK CD 0.500 06/06/16	10/06/15	103.75	0.00	103.75
06246PAL9	CD	Bk of Grove CD 0.500 04/08/16	10/08/15	103.75	0.00	103.75
49306SSS6	CD	Key Bk CD 0.600 10/09/15	10/09/15	747.00	249,000.00	249,747.00
06740KGJ0	CD	BARCLAYS Bk CD 0.450 04/25/16	10/25/15	558.00	0.00	558.00
508176CF9	CD	Lake City Bk CD 0.550 01/29/16	10/29/15	112.56	0.00	112.56



Carrollton-Farmers Branch ISD
Projected Cash Flows
Cash Flows for next 180 days from 05/31/2015

CUSIP	Security Type	Security Description	Pay Date	Interest	Principal	Total Amount
Workers Compensation						
337630AH0	CD	F1RSTRUST BK CD 0.500 06/06/16	11/06/15	103.75	0.00	103.75
06246PAL9	CD	Bk of Grove CD 0.500 04/08/16	11/08/15	103.75	0.00	103.75
Total for Workers Compensation				13,964.38	2,236,000.00	2,249,964.38



Carrollton-Farmers Branch ISD
Projected Cash Flows
Cash Flows for next 180 days from 05/31/2015

CUSIP	Security Type	Security Description	Pay Date	Interest	Principal	Total Amount
-------	---------------	----------------------	----------	----------	-----------	--------------

Total for All Portfolios

June 2015	4,016.05	497,000.00	501,016.05
July 2015	2,210.09	745,000.00	747,210.09
August 2015	78,947.13	15,496,000.00	15,574,947.13
September 2015	75,927.57	15,249,000.00	15,324,927.57
October 2015	2,245.06	249,000.00	251,245.06
November 2015	87,536.26	15,000,000.00	15,087,536.26

Total Projected Cash Flows for Carrollton-Farmers Branch ISD	250,882.16	47,236,000.00	47,486,882.16
---	-------------------	----------------------	----------------------