



Investment Portfolio Summary

Carrollton-Farmers Branch ISD



For the Quarter Ended

February 28, 2015

Report Name

Certification Page
Executive Summary
Benchmark Comparison
Detail of Security Holdings
Change in Value
Earned Income
Investment Transactions
Amortization and Accretion
Projected Fixed Income Cash Flows

MARKET RECAP:

February kicked off with a bang as the employment report showed that the economy created +257k new jobs during the month of January while large upward revisions to November and December added another +147k to the tally. Over the past three months payrolls have risen by an average of +336k per month, the biggest three month gain in 18 years. The unemployment rate rose a tenth from 5.6% to 5.7%, but the rise was due to an increase in the labor force participation rate and is actually a positive sign of a healthy job market that is drawing people back into the workforce. Average hourly earnings rose +0.5%, completely reversing December's -0.2% decline and the biggest monthly gain since November 2008. The overwhelmingly positive employment report rekindled talk of a June rate hike and sent bonds yields higher. Other data released during the month was mixed. The ISM manufacturing index fell from 55.1 to 53.5, the lowest level in a year, although still indicative of expansion. The ISM non-manufacturing (service sector) index rose slightly from 56.5 to 56.7 in January. Consumers seem to be saving more and spending less of their gas savings as retail sales for January followed up December's -0.9% decline with a -0.8% drop. Considering the sharp decline in gas prices, the back to back declines are counter-intuitive. Inflation indicators have flat-lined with the producer price index (PPI) registering its fifth drop in six months at -0.8% in January and unchanged over the last year. The consumer price index (CPI) for January fell by -0.7%, as the third straight monthly decline in the headline number took the year-over-year change into negative territory at -0.1%. Obviously, energy prices had a lot to do with this as the energy component fell by -9.7%. Ex food and energy, the core CPI rose by +0.2% in January and +1.6% year-over-year. Existing home sales fell -4.9% in January to an annual rate of 4.82 million units, the lowest in nine months. Inclement weather was a factor, but the January decline was experienced across all four regions and in both single- and multi-family dwellings. Finally, fourth quarter gross domestic product (GDP) was revised lower from +2.6% to +2.2%. Despite the downward revision there were actually positive signs embedded in the figures as the contribution from inventory growth was lowered while final sales were raised. The result is better momentum heading into Q1.

The mixed data and lack of any clear signals from the Federal Reserve has left markets and economists guessing about the timing of Fed rate hikes. Some forecasts still call for rate hikes to begin by June while others don't expect lift-off until 2016. Overall, the economy continues to grow at a respectable pace with strong job growth and tentative signs of wage growth. Weak economies overseas and the collapse in oil prices are acting as headwinds and keeping the reins tight.



For the Quarter Ended
February 28, 2015

This report is prepared for the **Carrollton-Farmers Branch ISD** (the "Entity") in accordance with Chapter 2256 of the Texas Public Funds Investment Act ("PFIA"). Section 2256.023(a) of the PFIA states that: "Not less than quarterly, the investment officer shall prepare and submit to the governing body of the entity a written report of the investment transactions for all funds covered by this chapter for the preceding reporting period." This report is signed by the Entity's investment officers and includes the disclosures required in the PFIA. To the extent possible, market prices have been obtained from independent pricing sources.

The investment portfolio complied with the PFIA and the Entity's approved Investment Policy and Strategy throughout the period. All investment transactions

Officer Names and Titles:

Name: Tonya Tillman

Title: Chief Financial Officer

Name: Mark Hyatt

Title: Associate Superintendent

Name: Steven Franks

Title: Accounting Director

Name: Scott Roderick

Title: Director of Financial Reporting

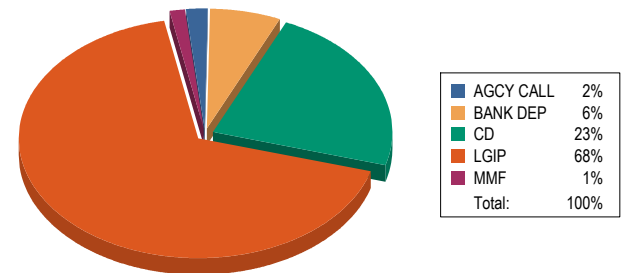
Account Summary

Allocation by Security Type

Beginning Values as of 11/30/14

Ending Values as of 02/28/15

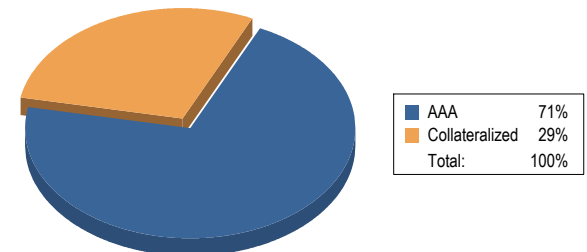
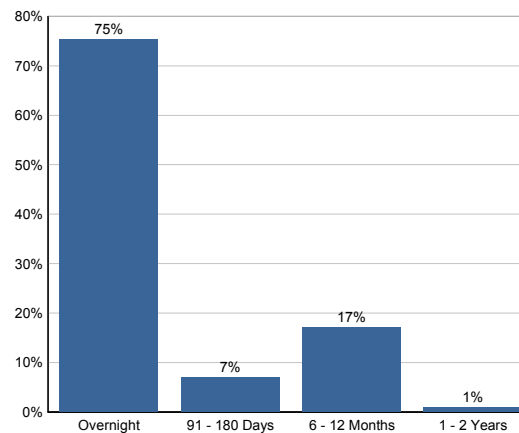
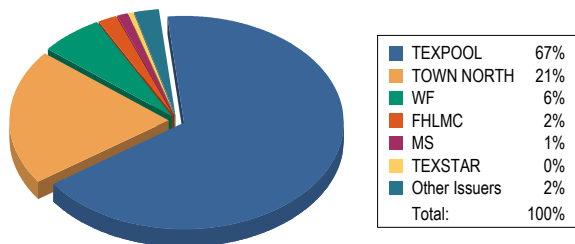
Par Value	156,982,861.27	242,365,785.29
Market Value	156,978,414.10	242,363,823.12
Book Value	156,981,274.47	242,364,565.09
Unrealized Gain / Loss	(2,860.37)	(741.97)
Market Value %	100.00%	100.00%
Weighted Avg. YTW	0.206%	0.166%
Weighted Avg. YTM	0.206%	0.166%



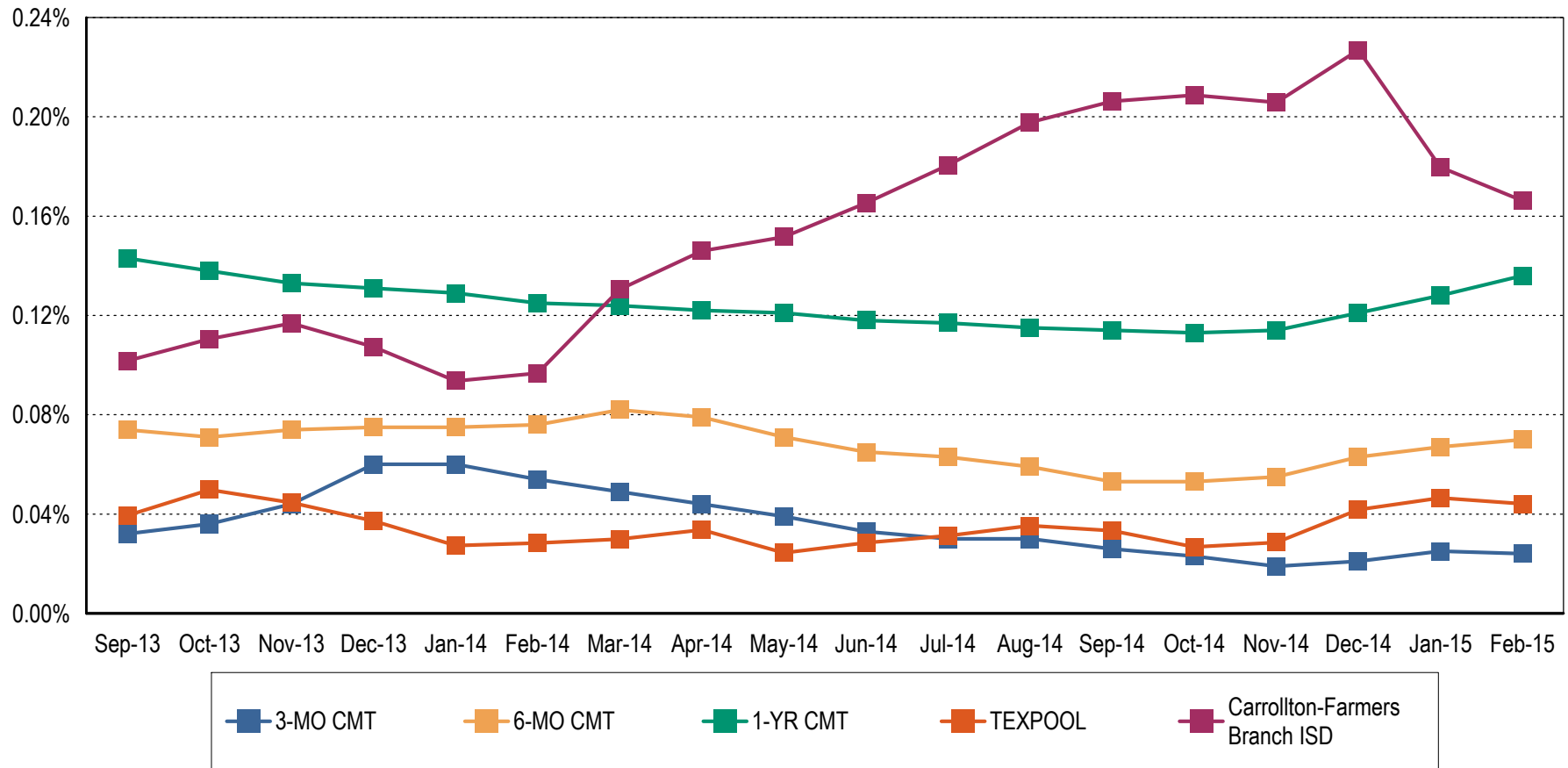
Allocation by Issuer

Maturity Distribution %

Credit Quality



Weighted Average Days to Maturity: 57



Note 1: CMT stands for Constant Maturity Treasury. This data is published in Federal Reserve Statistical Release H.15 and represents an average of all actively traded Treasury securities having that time remaining until maturity. This is a standard industry benchmark for Treasury securities. The CMT benchmarks are moving averages. The 3-month CMT is the daily average for the previous 3 months, the 6-month CMT is the daily average for the previous 6 months, and the 1-year and 2-year CMT's are the daily averages for the previous 12-months.

Note 2: Benchmark data for TexPool is the monthly average yield.



Carrollton-Farmers Branch ISD
Detail of Security Holdings
 As of 02/28/2015

CUSIP	Settle Date	Sec. Type	Sec. Description	CPN	Mty Date	Next Call	Call Type	Par Value	Purch Price	Orig Cost	Book Value	Mkt Price	Market Value	Days to Mty	Days to Call	YTM	YTW
Activity Fund																	
TEXPOOL		LGIP	TexPool					2,070,151.74	100.000	2,070,151.74	2,070,151.74	100.000	2,070,151.74	1		0.044	0.044
Total for Activity Fund								2,070,151.74	100.000	2,070,151.74	2,070,151.74	100.000	2,070,151.74	1		0.044	0.044
After The Bell																	
TEXPOOL		LGIP	TexPool					101,808.63	100.000	101,808.63	101,808.63	100.000	101,808.63	1		0.044	0.044
CDAR34642	12/11/14	CD-IAM	Town North Bk CDARS	0.500	12/10/15			3,000,000.00	100.000	3,000,000.00	3,000,000.00	100.000	3,000,000.00	285		0.500	0.500
Total for After The Bell								3,101,808.63	100.000	3,101,808.63	3,101,808.63	100.000	3,101,808.63	276		0.485	0.485
Capital Projects 2008																	
TEXPOOL		LGIP	TexPool					256,784.09	100.000	256,784.09	256,784.09	100.000	256,784.09	1		0.044	0.044
Total for Capital Projects 2008								256,784.09	100.000	256,784.09	256,784.09	100.000	256,784.09	1		0.044	0.044
Capital Projects 2012																	
TEXPOOL		LGIP	TexPool					3,893,587.79	100.000	3,893,587.79	3,893,587.79	100.000	3,893,587.79	1		0.044	0.044
Total for Capital Projects 2012								3,893,587.79	100.000	3,893,587.79	3,893,587.79	100.000	3,893,587.79	1		0.044	0.044
Capital Projects 2013																	
TEXPOOL		LGIP	TexPool					25,543,439.67	100.000	25,543,439.67	25,543,439.67	100.000	25,543,439.67	1		0.044	0.044
CDAR-7268	11/06/14	CD-IAM	Town North Bk CDARS	0.500	11/05/15			10,000,000.00	100.000	10,000,000.00	10,000,000.00	100.000	10,000,000.00	250		0.500	0.500
CDAR-9824	11/20/14	CD-IAM	Town North Bk CDARS	0.500	11/19/15			5,000,000.00	100.000	5,000,000.00	5,000,000.00	100.000	5,000,000.00	264		0.500	0.500
Total for Capital Projects 2013								40,543,439.67	100.000	40,543,439.67	40,543,439.67	100.000	40,543,439.67	95		0.213	0.213



Carrollton-Farmers Branch ISD
Detail of Security Holdings
As of 02/28/2015

CUSIP	Settle Date	Sec. Type	Sec. Description	CPN	Mty Date	Next Call	Call Type	Par Value	Purch Price	Orig Cost	Book Value	Mkt Price	Market Value	Days to Mty	Days to Call	YTM	YTW
City of Irving TIF #1																	
TEXPOOL		LGIP	TexPool					20,205,186.51	100.000	20,205,186.51	20,205,186.51	100.000	20,205,186.51	1		0.044	0.044
CDAR-5746	08/21/14	CD-IAM	Town North Bk CDARS	0.500	08/20/15			10,000,000.00	100.000	10,000,000.00	10,000,000.00	100.000	10,000,000.00	173		0.500	0.500
CDAR-9262	08/28/14	CD-IAM	Town North Bk CDARS	0.500	08/27/15			5,000,000.00	100.000	5,000,000.00	5,000,000.00	100.000	5,000,000.00	180		0.500	0.500
Total for City of Irving TIF #1								35,205,186.51	100.000	35,205,186.51	35,205,186.51	100.000	35,205,186.51	75		0.238	0.238
Debt Service																	
TEXPOOL		LGIP	TexPool					4,701,880.77	100.000	4,701,880.77	4,701,880.77	100.000	4,701,880.77	1		0.044	0.044
Total for Debt Service								4,701,880.77	100.000	4,701,880.77	4,701,880.77	100.000	4,701,880.77	1		0.044	0.044
Farmers Branch TIF #1																	
TEXPOOL		LGIP	TexPool					7,375,117.22	100.000	7,375,117.22	7,375,117.22	100.000	7,375,117.22	1		0.044	0.044
Total for Farmers Branch TIF #1								7,375,117.22	100.000	7,375,117.22	7,375,117.22	100.000	7,375,117.22	1		0.044	0.044
Farmers Branch TIF #2																	
TEXPOOL		LGIP	TexPool					139,493.24	100.000	139,493.24	139,493.24	100.000	139,493.24	1		0.044	0.044
Total for Farmers Branch TIF #2								139,493.24	100.000	139,493.24	139,493.24	100.000	139,493.24	1		0.044	0.044
Food Service																	
TEXPOOL		LGIP	TexPool					4,215.94	100.000	4,215.94	4,215.94	100.000	4,215.94	1		0.044	0.044
Total for Food Service								4,215.94	100.000	4,215.94	4,215.94	100.000	4,215.94	1		0.044	0.044



Carrollton-Farmers Branch ISD
Detail of Security Holdings
 As of 02/28/2015

CUSIP	Settle Date	Sec. Type	Sec. Description	CPN	Mty Date	Next Call	Call Type	Par Value	Purch Price	Orig Cost	Book Value	Mkt Price	Market Value	Days to Mty	Days to Call	YTM	YTW
General Fund																	
LNSTGOV		LGIP	LoneStar Govt O/N					1,001,672.05	100.000	1,001,672.05	1,001,672.05	100.000	1,001,672.05	1		0.040	0.040
MSGXX		MMF	Morgan Stanley Govt Port MM					3,026,442.69	100.000	3,026,442.69	3,026,442.69	100.000	3,026,442.69	1		0.040	0.040
TEXPOOL		LGIP	TexPool					97,029,804.69	100.000	97,029,804.69	97,029,804.69	100.000	97,029,804.69	1		0.044	0.044
TEXSTAR		LGIP	TexSTAR					1,094,567.14	100.000	1,094,567.14	1,094,567.14	100.000	1,094,567.14	1		0.055	0.055
WF-CFB		BANK DEP	Wells Fargo					15,041,821.71	100.000	15,041,821.71	15,041,821.71	100.000	15,041,821.71	1		0.200	0.200
CDAR-6242	09/11/14	CD-IAM	Town North Bk CDARS	0.500	09/10/15			10,000,000.00	100.000	10,000,000.00	10,000,000.00	100.000	10,000,000.00	194		0.500	0.500
CDAR-0496	09/18/14	CD-IAM	Town North Bk CDARS	0.500	09/17/15			5,000,000.00	100.000	5,000,000.00	5,000,000.00	100.000	5,000,000.00	201		0.500	0.500
3134G4QK7	01/08/14	AGCY CALL	FHLMC	0.350	12/31/15	03/31/15	QRTLY	5,000,000.00	99.942	4,997,100.00	4,998,779.80	99.970	4,998,500.00	306	31	0.379	0.379
Total for General Fund								137,194,308.28	99.998	137,191,408.28	137,193,088.08	99.999	137,192,808.28	33		0.123	0.123



Carrollton-Farmers Branch ISD
Detail of Security Holdings
 As of 02/28/2015

CUSIP	Settle Date	Sec. Type	Sec. Description	CPN	Mty Date	Next Call	Call Type	Par Value	Purch Price	Orig Cost	Book Value	Mkt Price	Market Value	Days to Mty	Days to Call	YTM	YTW
Workers Compensation																	
GTBXX-CFB		MMF	Dreyfus Treas Prime MMF					14,732.72	100.000	14,732.72	14,732.72	100.000	14,732.72	1		0.010	0.010
MS-CFB		BANK DEP	Morgan Stanley Bk					1,487.79	100.000	1,487.79	1,487.79	100.000	1,487.79	1		0.010	0.010
TEXPOOL		LGIP	TexPool					693,483.71	100.000	693,483.71	693,483.71	100.000	693,483.71	1		0.044	0.044
TNB-SVGS		BANK DEP	Town North Bk Svgs					201,107.19	100.000	201,107.19	201,107.19	100.000	201,107.19	1		0.500	0.500
17476NEE4	06/25/14	CD-IAM	Citizens Nat'l Bk CD	0.300	06/25/15			249,000.00	100.000	249,000.00	249,000.00	99.953	248,883.22	117		0.300	0.300
05568P3Q8	06/28/13	CD	BMW Bk CD	0.750	06/29/15			248,000.00	100.000	248,000.00	248,000.00	100.047	248,116.31	121		0.750	0.750
254671RL6	07/03/13	CD	Discover Bk CD	0.700	07/06/15			248,000.00	100.000	248,000.00	248,000.00	100.078	248,193.69	128		0.700	0.700
8595317H2	07/03/13	CD	Sterling Svgs Bk CD	0.650	07/06/15			248,000.00	100.000	248,000.00	248,000.00	100.063	248,155.00	128		0.650	0.650
149159HZ1	07/26/13	CD	Cathay Bk CD	0.550	07/27/15			249,000.00	100.000	249,000.00	249,000.00	100.125	249,311.25	149		0.550	0.550
39120VRD8	08/14/13	CD	Great Southern Bk CD	0.600	08/14/15			248,000.00	100.000	248,000.00	248,000.00	100.109	248,271.31	167		0.600	0.600
411394AM1	08/21/13	CD	Happy State Bk CD	0.500	08/21/15			248,000.00	100.000	248,000.00	248,000.00	100.094	248,232.62	174		0.500	0.500
892094CH4	09/27/13	CD	Town Bk CD	0.650	09/28/15			249,000.00	100.000	249,000.00	249,000.00	100.188	249,466.88	212		0.650	0.650
49306SSS6	10/09/13	CD	Key Bk CD	0.600	10/09/15			249,000.00	100.000	249,000.00	249,000.00	100.172	249,428.03	223		0.600	0.600
CDAR34642	12/11/14	CD-IAM	Town North Bk CDARS	0.500	12/10/15			2,000,000.00	100.000	2,000,000.00	2,000,000.00	100.000	2,000,000.00	285		0.500	0.500
38147JH62	06/18/14	CD	Goldman Sachs CD	0.400	12/18/15			248,000.00	100.000	248,000.00	248,000.00	99.859	247,651.31	293		0.400	0.400
872278CB0	12/18/13	CD	TCF Bk CD	0.550	12/18/15			249,000.00	100.000	249,000.00	249,000.00	100.172	249,428.03	293		0.550	0.550
508176CF9	01/29/14	CD	Lake City Bk CD	0.550	01/29/16			249,000.00	100.000	249,000.00	249,000.00	100.125	249,311.25	335		0.550	0.550
87164DEH9	04/03/14	CD	Synovus Bk CD	0.500	04/04/16			248,000.00	100.000	248,000.00	248,000.00	99.984	247,961.31	401		0.500	0.500
06246PAL9	04/09/14	CD	Bk of Grove CD	0.500	04/08/16			249,000.00	100.000	249,000.00	249,000.00	99.953	248,883.22	405		0.500	0.500
06740KGJ0	04/23/14	CD	BARCLAYS Bk CD	0.450	04/25/16			248,000.00	100.000	248,000.00	248,000.00	99.875	247,690.00	422		0.450	0.450
337630AH0	06/06/14	CD	F1RSTRUST BK CD	0.500	06/06/16			249,000.00	100.000	249,000.00	249,000.00	99.797	248,494.28	464		0.500	0.500
509685EW9	06/27/14	CD	Lake Forest Bk & Trust CD	0.500	06/27/16			248,000.00	100.000	248,000.00	248,000.00	99.750	247,380.00	485		0.501	0.501
02006LGB3	08/07/14	CD	Ally Bk CD	0.850	08/08/16			248,000.00	100.000	248,000.00	248,000.00	99.969	247,922.62	527		0.850	0.850
87482VAA3	08/06/14	CD	Talmer Bk & Trust CD	0.700	08/06/16			249,000.00	100.000	249,000.00	249,000.00	99.750	248,377.50	527		0.700	0.700
71270QFL5	08/20/14	CD	People's United Bk CD	0.850	08/22/16			248,000.00	100.000	248,000.00	248,000.00	99.750	247,380.00	541		0.850	0.850
Total for Workers Compensation								7,879,811.41	100.000	7,879,811.41	7,879,811.41	99.994	7,879,349.24	265		0.511	0.511
Total for Carrollton-Farmers Branch ISD								242,365,785.29	99.999	242,362,885.29	242,364,565.09	99.999	242,363,823.12	58		0.166	0.166



Carrollton-Farmers Branch ISD
Change in Value
From 11/30/2014 to 02/28/2015

CUSIP	Security Type	Security Description	11/30/14 Book Value	Cost of Purchases	Maturities / Calls / Sales	Amortization / Accretion	Realized Gain/(Loss)	02/28/15 Book Value	11/30/14 Market Value	02/28/15 Market Value	Change in Mkt Value
Activity Fund											
TEXPOOL	LGIP	TexPool	2,070,095.71	143.53	(87.50)	0.00	0.00	2,070,151.74	2,070,095.71	2,070,151.74	56.03
Total for Activity Fund			2,070,095.71	143.53	(87.50)	0.00	0.00	2,070,151.74	2,070,095.71	2,070,151.74	56.03
After The Bell											
TEXPOOL	LGIP	TexPool	2,601,771.57	7.41	(2,499,970.35)	0.00	0.00	101,808.63	2,601,771.57	101,808.63	(2,499,962.94)
CDAR34642	CD-IAM	Town North Bk CDARS 0.500 12/10/15	0.00	3,000,000.00	0.00	0.00	0.00	3,000,000.00	0.00	3,000,000.00	3,000,000.00
Total for After The Bell			2,601,771.57	3,000,007.41	(2,499,970.35)	0.00	0.00	3,101,808.63	2,601,771.57	3,101,808.63	500,037.06
Capital Projects 2008											
TEXPOOL	LGIP	TexPool	387,221.80	0.00	(130,437.71)	0.00	0.00	256,784.09	387,221.80	256,784.09	(130,437.71)
Total for Capital Projects 2008			387,221.80	0.00	(130,437.71)	0.00	0.00	256,784.09	387,221.80	256,784.09	(130,437.71)
Capital Projects 2012											
TEXPOOL	LGIP	TexPool	3,926,171.26	131.69	(32,715.16)	0.00	0.00	3,893,587.79	3,926,171.26	3,893,587.79	(32,583.47)
Total for Capital Projects 2012			3,926,171.26	131.69	(32,715.16)	0.00	0.00	3,893,587.79	3,926,171.26	3,893,587.79	(32,583.47)
Capital Projects 2013											
TEXPOOL	LGIP	TexPool	27,763,271.63	0.00	(2,219,831.96)	0.00	0.00	25,543,439.67	27,763,271.63	25,543,439.67	(2,219,831.96)
CDAR-7268	CD-IAM	Town North Bk CDARS 0.500 11/05/15	10,000,000.00	0.00	0.00	0.00	0.00	10,000,000.00	10,000,000.00	10,000,000.00	0.00
CDAR-9824	CD-IAM	Town North Bk CDARS 0.500 11/19/15	5,000,000.00	0.00	0.00	0.00	0.00	5,000,000.00	5,000,000.00	5,000,000.00	0.00
Total for Capital Projects 2013			42,763,271.63	0.00	(2,219,831.96)	0.00	0.00	40,543,439.67	42,763,271.63	40,543,439.67	(2,219,831.96)



Carrollton-Farmers Branch ISD
Change in Value
 From 11/30/2014 to 02/28/2015

CUSIP	Security Type	Security Description	11/30/14 Book Value	Cost of Purchases	Maturities / Calls / Sales	Amortization / Accretion	Realized Gain/(Loss)	02/28/15 Book Value	11/30/14 Market Value	02/28/15 Market Value	Change in Mkt Value
City of Irving TIF #1											
TEXPOOL	LGIP	TexPool	20,202,988.31	2,198.20	0.00	0.00	0.00	20,205,186.51	20,202,988.31	20,205,186.51	2,198.20
CDAR-5746	CD-IAM	Town North Bk CDARS 0.500 08/20/15	10,000,000.00	0.00	0.00	0.00	0.00	10,000,000.00	10,000,000.00	10,000,000.00	0.00
CDAR-9262	CD-IAM	Town North Bk CDARS 0.500 08/27/15	5,000,000.00	0.00	0.00	0.00	0.00	5,000,000.00	5,000,000.00	5,000,000.00	0.00
Total for City of Irving TIF #1			35,202,988.31	2,198.20	0.00	0.00	0.00	35,205,186.51	35,202,988.31	35,205,186.51	2,198.20
Debt Service											
TEXPOOL	LGIP	TexPool	201,489.73	4,500,391.04	0.00	0.00	0.00	4,701,880.77	201,489.73	4,701,880.77	4,500,391.04
Total for Debt Service			201,489.73	4,500,391.04	0.00	0.00	0.00	4,701,880.77	201,489.73	4,701,880.77	4,500,391.04
Farmers Branch TIF #1											
TEXPOOL	LGIP	TexPool	7,374,314.85	802.37	0.00	0.00	0.00	7,375,117.22	7,374,314.85	7,375,117.22	802.37
Total for Farmers Branch TIF #1			7,374,314.85	802.37	0.00	0.00	0.00	7,375,117.22	7,374,314.85	7,375,117.22	802.37
Farmers Branch TIF #2											
TEXPOOL	LGIP	TexPool	139,478.06	15.18	0.00	0.00	0.00	139,493.24	139,478.06	139,493.24	15.18
Total for Farmers Branch TIF #2			139,478.06	15.18	0.00	0.00	0.00	139,493.24	139,478.06	139,493.24	15.18
Food Service											
TEXPOOL	LGIP	TexPool	4,211.79	4.15	0.00	0.00	0.00	4,215.94	4,211.79	4,215.94	4.15
Total for Food Service			4,211.79	4.15	0.00	0.00	0.00	4,215.94	4,211.79	4,215.94	4.15



Carrollton-Farmers Branch ISD
Change in Value
 From 11/30/2014 to 02/28/2015

CUSIP	Security Type	Security Description	11/30/14 Book Value	Cost of Purchases	Maturities / Calls / Sales	Amortization / Accretion	Realized Gain/(Loss)	02/28/15 Book Value	11/30/14 Market Value	02/28/15 Market Value	Change in Mkt Value
General Fund											
CASH-INT	BANK DEP	Cash	0.00	8,750.00	(8,750.00)	0.00	0.00	0.00	0.00	0.00	0.00
LNSTGOV	LGIP	LoneStar Govt O/N	1,001,545.20	126.85	0.00	0.00	0.00	1,001,672.05	1,001,545.20	1,001,672.05	126.85
MS-CFB	BANK DEP	Morgan Stanley Bk	0.00	0.00	0.00	0.00	0.00	0.00	0.00	0.00	0.00
MSGXX	MMF	Morgan Stanley Govt Port MM	3,017,394.35	9,048.34	0.00	0.00	0.00	3,026,442.69	3,017,394.35	3,026,442.69	9,048.34
TEXPOOL	LGIP	TexPool	19,795,674.59	77,504,510.25	(270,380.15)	0.00	0.00	97,029,804.69	19,795,674.59	97,029,804.69	77,234,130.10
TEXSTAR	LGIP	TexSTAR	1,094,424.16	142.98	0.00	0.00	0.00	1,094,567.14	1,094,424.16	1,094,567.14	142.98
WF-CFB	BANK DEP	Wells Fargo	10,035,753.82	5,006,067.89	0.00	0.00	0.00	15,041,821.71	10,035,753.82	15,041,821.71	5,006,067.89
CDAR-6242	CD-IAM	Town North Bk CDARS 0.500 09/10/15	10,000,000.00	0.00	0.00	0.00	0.00	10,000,000.00	10,000,000.00	10,000,000.00	0.00
CDAR-0496	CD-IAM	Town North Bk CDARS 0.500 09/17/15	5,000,000.00	0.00	0.00	0.00	0.00	5,000,000.00	5,000,000.00	5,000,000.00	0.00
3134G4QK7	AGCY CALL	FHLMC 0.350 12/31/15	4,998,413.20	0.00	0.00	366.60	0.00	4,998,779.80	4,998,500.00	4,998,500.00	0.00
Total for General Fund			54,943,205.32	82,528,646.31	(279,130.15)	366.60	0.00	137,193,088.08	54,943,292.12	137,192,808.28	82,249,516.16



Carrollton-Farmers Branch ISD
Change in Value
 From 11/30/2014 to 02/28/2015

CUSIP	Security Type	Security Description	11/30/14 Book Value	Cost of Purchases	Maturities / Calls / Sales	Amortization / Accretion	Realized Gain/(Loss)	02/28/15 Book Value	11/30/14 Market Value	02/28/15 Market Value	Change in Mkt Value
Workers Compensation											
CASH-INT	BANK DEP	Cash	0.00	0.00	0.00	0.00	0.00	0.00	0.00	0.00	0.00
GTBXX-CFB	MMF	Dreyfus Treas Prime MMF	4,806.84	9,925.88	0.00	0.00	0.00	14,732.72	4,806.84	14,732.72	9,925.88
MS-CFB	BANK DEP	Morgan Stanley Bk	990.37	497.42	0.00	0.00	0.00	1,487.79	990.37	1,487.79	497.42
TEXPOOL	LGIP	TexPool	1,693,397.78	50.87	(999,964.94)	0.00	0.00	693,483.71	1,693,397.78	693,483.71	(999,914.07)
TNB-SVGS	BANK DEP	Town North Bk Svgs	200,859.45	247.74	0.00	0.00	0.00	201,107.19	200,859.45	201,107.19	247.74
07203QBR2	CD	Bay Cities Bk CD 0.500 12/12/14	249,000.00	0.00	(249,000.00)	0.00	0.00	0.00	249,000.00	0.00	(249,000.00)
57116AGN2	CD	Marlin Business Bk CD 0.400 01/20/15	249,000.00	0.00	(249,000.00)	0.00	0.00	0.00	249,038.84	0.00	(249,038.84)
17476NEE4	CD-IAM	Citizens Nat'l Bk CD 0.300 06/25/15	249,000.00	0.00	0.00	0.00	0.00	249,000.00	248,727.59	248,883.22	155.63
05568P3Q8	CD	BMW Bk CD 0.750 06/29/15	248,000.00	0.00	0.00	0.00	0.00	248,000.00	248,155.00	248,116.31	(38.69)
254671RL6	CD	Discover Bk CD 0.700 07/06/15	248,000.00	0.00	0.00	0.00	0.00	248,000.00	248,271.31	248,193.69	(77.62)
8595317H2	CD	Sterling Svgs Bk CD 0.650 07/06/15	248,000.00	0.00	0.00	0.00	0.00	248,000.00	248,232.62	248,155.00	(77.62)
149159HZ1	CD	Cathay Bk CD 0.550 07/27/15	249,000.00	0.00	0.00	0.00	0.00	249,000.00	249,466.88	249,311.25	(155.63)
39120VRD8	CD	Great Southern Bk CD 0.600 08/14/15	248,000.00	0.00	0.00	0.00	0.00	248,000.00	248,310.00	248,271.31	(38.69)
411394AM1	CD	Happy State Bk CD 0.500 08/21/15	248,000.00	0.00	0.00	0.00	0.00	248,000.00	248,271.31	248,232.62	(38.69)
892094CH4	CD	Town Bk CD 0.650 09/28/15	249,000.00	0.00	0.00	0.00	0.00	249,000.00	249,466.88	249,466.88	0.00
49306SSS6	CD	Key Bk CD 0.600 10/09/15	249,000.00	0.00	0.00	0.00	0.00	249,000.00	249,428.03	249,428.03	0.00
CDAR34642	CD-IAM	Town North Bk CDARS 0.500 12/10/15	0.00	2,000,000.00	0.00	0.00	0.00	2,000,000.00	0.00	2,000,000.00	2,000,000.00
38147JH62	CD	Goldman Sachs CD 0.400 12/18/15	248,000.00	0.00	0.00	0.00	0.00	248,000.00	247,728.69	247,651.31	(77.38)
872278CB0	CD	TCF Bk CD 0.550 12/18/15	249,000.00	0.00	0.00	0.00	0.00	249,000.00	249,311.25	249,428.03	116.78
508176CF9	CD	Lake City Bk CD 0.550 01/29/16	249,000.00	0.00	0.00	0.00	0.00	249,000.00	249,116.78	249,311.25	194.47
87164DEH9	CD	Synovus Bk CD 0.500 04/04/16	248,000.00	0.00	0.00	0.00	0.00	248,000.00	247,651.31	247,961.31	310.00
06246PAL9	CD	Bk of Grove CD 0.500 04/08/16	249,000.00	0.00	0.00	0.00	0.00	249,000.00	248,571.97	248,883.22	311.25
06740KGJ0	CD	BARCLAYS Bk CD 0.450 04/25/16	248,000.00	0.00	0.00	0.00	0.00	248,000.00	247,341.31	247,690.00	348.69
337630AH0	CD	F1RSTRUST BK CD 0.500 06/06/16	249,000.00	0.00	0.00	0.00	0.00	249,000.00	248,144.19	248,494.28	350.09
509685EW9	CD	Lake Forest Bk & Trust CD 0.500 06/27/16	248,000.00	0.00	0.00	0.00	0.00	248,000.00	246,992.62	247,380.00	387.38
02006LGB3	CD	Ally Bk CD 0.850 08/08/16	248,000.00	0.00	0.00	0.00	0.00	248,000.00	247,690.00	247,922.62	232.62
87482VAA3	CD	Talmer Bk & Trust CD 0.700 08/08/16	249,000.00	0.00	0.00	0.00	0.00	249,000.00	248,066.25	248,377.50	311.25
71270QFL5	CD	People's United Bk CD 0.850 08/22/16	248,000.00	0.00	0.00	0.00	0.00	248,000.00	247,070.00	247,380.00	310.00
Total for Workers Compensation			7,367,054.44	2,010,721.91	(1,497,964.94)	0.00	0.00	7,879,811.41	7,364,107.27	7,879,349.24	515,241.97



Carrollton-Farmers Branch ISD
Change in Value
From 11/30/2014 to 02/28/2015

CUSIP	Security Type	Security Description	11/30/14 Book Value	Cost of Purchases	Maturities / Calls / Sales	Amortization / Accretion	Realized Gain/(Loss)	02/28/15 Book Value	11/30/14 Market Value	02/28/15 Market Value	Change in Mkt Value
<hr style="border: 1px solid red;"/>											
Total for Carrollton-Farmers Branch ISD			156,981,274.47	92,043,061.79	(6,660,137.77)	366.60	0.00	242,364,565.09	156,978,414.10	242,363,823.12	85,385,409.02



Carrollton-Farmers Branch ISD

Earned Income

From 11/30/2014 to 02/28/2015

CUSIP	Security Type	Security Description	Beg. Accrued	Interest Earned	Interest Rec'd / Sold / Matured	Interest Purchased	Ending Accrued	Disc Accr / Prem Amort	Net Income
Activity Fund									
TEXPOOL	LGIP	TexPool	0.00	225.22	225.22	0.00	0.00	0.00	225.22
Total for Activity Fund			0.00	225.22	225.22	0.00	0.00	0.00	225.22
After The Bell									
TEXPOOL	LGIP	TexPool	0.00	37.06	37.06	0.00	0.00	0.00	37.06
CDAR34642	CD-IAM	Town North Bk CDARS 0.500 12/10/15	0.00	3,287.67	0.00	0.00	3,287.67	0.00	3,287.67
Total for After The Bell			0.00	3,324.73	37.06	0.00	3,287.67	0.00	3,324.73
Capital Projects 2008									
TEXPOOL	LGIP	TexPool	0.00	35.69	35.69	0.00	0.00	0.00	35.69
Total for Capital Projects 2008			0.00	35.69	35.69	0.00	0.00	0.00	35.69
Capital Projects 2012									
TEXPOOL	LGIP	TexPool	0.00	424.86	424.86	0.00	0.00	0.00	424.86
Total for Capital Projects 2012			0.00	424.86	424.86	0.00	0.00	0.00	424.86
Capital Projects 2013									
TEXPOOL	LGIP	TexPool	0.00	2,874.97	2,874.97	0.00	0.00	0.00	2,874.97
CDAR-7268	CD-IAM	Town North Bk CDARS 0.500 11/05/15	3,424.66	12,328.76	0.00	0.00	15,753.42	0.00	12,328.76
CDAR-9824	CD-IAM	Town North Bk CDARS 0.500 11/19/15	753.42	6,164.39	0.00	0.00	6,917.81	0.00	6,164.39
Total for Capital Projects 2013			4,178.08	21,368.12	2,874.97	0.00	22,671.23	0.00	21,368.12



Carrollton-Farmers Branch ISD

Earned Income

From 11/30/2014 to 02/28/2015

CUSIP	Security Type	Security Description	Beg. Accrued	Interest Earned	Interest Rec'd / Sold / Matured	Interest Purchased	Ending Accrued	Disc Accr / Prem Amort	Net Income
City of Irving TIF #1									
TEXPOOL	LGIP	TexPool	0.00	2,198.20	2,198.20	0.00	0.00	0.00	2,198.20
CDAR-5746	CD-IAM	Town North Bk CDARS 0.500 08/20/15	13,972.60	12,328.77	0.00	0.00	26,301.37	0.00	12,328.77
CDAR-9262	CD-IAM	Town North Bk CDARS 0.500 08/27/15	6,506.85	6,164.38	0.00	0.00	12,671.23	0.00	6,164.38
Total for City of Irving TIF #1			20,479.45	20,691.35	2,198.20	0.00	38,972.60	0.00	20,691.35
Debt Service									
TEXPOOL	LGIP	TexPool	0.00	391.04	391.04	0.00	0.00	0.00	391.04
Total for Debt Service			0.00	391.04	391.04	0.00	0.00	0.00	391.04
Farmers Branch TIF #1									
TEXPOOL	LGIP	TexPool	0.00	802.37	802.37	0.00	0.00	0.00	802.37
Total for Farmers Branch TIF #1			0.00	802.37	802.37	0.00	0.00	0.00	802.37
Farmers Branch TIF #2									
TEXPOOL	LGIP	TexPool	0.00	15.18	15.18	0.00	0.00	0.00	15.18
Total for Farmers Branch TIF #2			0.00	15.18	15.18	0.00	0.00	0.00	15.18
Food Service									
TEXPOOL	LGIP	TexPool	0.00	4.15	4.15	0.00	0.00	0.00	4.15
Total for Food Service			0.00	4.15	4.15	0.00	0.00	0.00	4.15



Carrollton-Farmers Branch ISD

Earned Income

From 11/30/2014 to 02/28/2015

CUSIP	Security Type	Security Description	Beg. Accrued	Interest Earned	Interest Rec'd / Sold / Matured	Interest Purchased	Ending Accrued	Disc Accr / Prem Amort	Net Income
General Fund									
LNSTGOV	LGIP	LoneStar Govt O/N	0.00	126.85	126.85	0.00	0.00	0.00	126.85
MSGXX	MMF	Morgan Stanley Govt Port MM	0.00	298.34	298.34	0.00	0.00	0.00	298.34
TEXPOOL	LGIP	TexPool	0.00	5,199.10	5,199.10	0.00	0.00	0.00	5,199.10
TEXSTAR	LGIP	TexSTAR	0.00	142.98	142.98	0.00	0.00	0.00	142.98
WF-CFB	BANK DEP	Wells Fargo	0.00	6,067.89	6,067.89	0.00	0.00	0.00	6,067.89
CDAR-6242	CD-IAM	Town North Bk CDARS 0.500 09/10/15	11,095.89	12,328.77	0.00	0.00	23,424.66	0.00	12,328.77
CDAR-0496	CD-IAM	Town North Bk CDARS 0.500 09/17/15	5,068.49	6,164.39	0.00	0.00	11,232.88	0.00	6,164.39
3134G4QK7	AGCY CALL	FHLMC 0.350 12/31/15	7,340.28	4,375.00	8,750.00	0.00	2,965.28	366.60	4,741.60
Total for General Fund			23,504.66	34,703.32	20,585.16	0.00	37,622.82	366.60	35,069.92



Carrollton-Farmers Branch ISD

Earned Income

From 11/30/2014 to 02/28/2015

CUSIP	Security Type	Security Description	Beg. Accrued	Interest Earned	Interest Rec'd / Sold / Matured	Interest Purchased	Ending Accrued	Disc Accr / Prem Amort	Net Income
Workers Compensation									
MS-CFB	BANK DEP	Morgan Stanley Bk	0.00	0.06	0.06	0.00	0.00	0.00	0.06
TEXPOOL	LGIP	TexPool	0.00	85.93	85.93	0.00	0.00	0.00	85.93
TNB-SVGS	BANK DEP	Town North Bk Svgs	0.00	247.74	247.74	0.00	0.00	0.00	247.74
07203QBR2	CD	Bay Cities Bk CD 0.500 12/12/14	64.81	37.52	102.33	0.00	0.00	0.00	37.52
57116AGN2	CD	Marlin Business Bk CD 0.400 01/20/15	373.84	136.44	510.28	0.00	0.00	0.00	136.44
17476NEE4	CD-IAM	Citizens Natl Bk CD 0.300 06/25/15	325.41	184.19	0.00	0.00	509.60	0.00	184.19
05568P3Q8	CD	BMW Bk CD 0.750 06/29/15	789.86	458.64	932.55	0.00	315.95	0.00	458.64
254671RL6	CD	Discover Bk CD 0.700 07/06/15	718.18	428.05	875.13	0.00	271.10	0.00	428.05
8595317H2	CD	Sterling Svgs Bk CD 0.650 07/06/15	666.88	397.48	812.62	0.00	251.74	0.00	397.48
149159HZ1	CD	Cathay Bk CD 0.550 07/27/15	18.76	337.68	345.18	0.00	11.26	0.00	337.68
39120VRD8	CD	Great Southern Bk CD 0.600 08/14/15	444.36	366.91	750.12	0.00	61.15	0.00	366.91
411394AM1	CD	Happy State Bk CD 0.500 08/21/15	33.97	305.77	312.56	0.00	27.18	0.00	305.77
892094CH4	CD	Town Bk CD 0.650 09/28/15	283.79	399.08	0.00	0.00	682.87	0.00	399.08
49306SSS6	CD	Key Bk CD 0.600 10/09/15	216.94	368.38	0.00	0.00	585.32	0.00	368.38
CDAR34642	CD-IAM	Town North Bk CDARS 0.500 12/10/15	0.00	2,191.78	0.00	0.00	2,191.78	0.00	2,191.78
38147JH62	CD	Goldman Sachs CD 0.400 12/18/15	451.16	244.60	497.36	0.00	198.40	0.00	244.60
872278CB0	CD	TCF Bk CD 0.550 12/18/15	622.84	337.69	686.63	0.00	273.90	0.00	337.69
508176CF9	CD	Lake City Bk CD 0.550 01/29/16	123.81	337.68	345.18	0.00	116.31	0.00	337.68
87164DEH9	CD	Synovus Bk CD 0.500 04/04/16	197.04	305.75	0.00	0.00	502.79	0.00	305.75
06246PAL9	CD	Bk of Grove CD 0.500 04/08/16	78.45	306.99	313.81	0.00	71.63	0.00	306.99
06740KGJ0	CD	BARCLAYS Bk CD 0.450 04/25/16	113.13	275.18	0.00	0.00	388.31	0.00	275.18
337630AH0	CD	F1RSTRUST BK CD 0.500 06/06/16	85.27	306.99	313.81	0.00	78.45	0.00	306.99
509685EW9	CD	Lake Forest Bk & Trust CD 0.500 06/27/16	533.37	305.75	621.70	0.00	217.42	0.00	305.75
02006LGB3	CD	Ally Bk CD 0.850 08/08/16	664.16	519.78	1,062.66	0.00	121.28	0.00	519.78
87482VAA3	CD	Talmer Bk & Trust CD 0.700 08/08/16	549.16	429.78	878.66	0.00	100.28	0.00	429.78
71270QFL5	CD	People's United Bk CD 0.850 08/22/16	583.31	519.78	1,062.66	0.00	40.43	0.00	519.78
Total for Workers Compensation			7,938.50	9,835.62	10,756.97	0.00	7,017.15	0.00	9,835.62
Total for Carrollton-Farmers Branch ISD			56,100.69	91,821.65	38,350.87	0.00	109,571.47	366.60	92,188.25



Carrollton-Farmers Branch ISD
Investment Transactions
 From 12/01/2014 to 02/28/2015

Trade Date	Settle Date	CUSIP	Security Type	Security Description	Coupon	Mty Date	Call Date	Par Value	Price	Principal Amount	Int Purchased / Received	Total Amount	Realized Gain / Loss	YTM	YTW
After The Bell															
Purchases															
12/11/14	12/11/14	CDAR34642	CD-IAM	Town North Bk CDARS	0.500	12/10/15		3,000,000.00	100.000	3,000,000.00	0.00	3,000,000.00		0.500	0.500
Total for: Purchases								3,000,000.00		3,000,000.00	0.00	3,000,000.00		0.500	0.500
General Fund															
Income Payments															
12/31/14	12/31/14	3134G4QK7	AGCY CALL	FHLMC	0.350	12/31/15				0.00	8,750.00	8,750.00			
Total for: Income Payments										0.00	8,750.00	8,750.00			



Carrollton-Farmers Branch ISD
Investment Transactions
 From 12/01/2014 to 02/28/2015

Trade Date	Settle Date	CUSIP	Security Type	Security Description	Coupon	Mty Date	Call Date	Par Value	Price	Principal Amount	Int Purchased / Received	Total Amount	Realized Gain / Loss	YTM	YTW
Workers Compensation															
Maturities															
12/12/14	12/12/14	07203QBR2	CD	Bay Cities Bk CD	0.500	12/12/14		249,000.00	100.000	249,000.00	0.00	249,000.00		0.500	
01/20/15	01/20/15	57116AGN2	CD	Marlin Business Bk CD	0.400	01/20/15		249,000.00	100.000	249,000.00	0.00	249,000.00		0.400	
Total for: Maturities								498,000.00		498,000.00	0.00	498,000.00		0.450	
Purchases															
12/11/14	12/11/14	CDAR34642	CD-IAM	Town North Bk CDARS	0.500	12/10/15		2,000,000.00	100.000	2,000,000.00	0.00	2,000,000.00		0.500	0.500
Total for: Purchases								2,000,000.00		2,000,000.00	0.00	2,000,000.00		0.500	0.500
Income Payments															
12/01/14	11/29/14	508176CF9	CD	Lake City Bk CD	0.550	01/29/16				0.00	116.31	116.31			
12/08/14	12/06/14	337630AH0	CD	F1RSTRUST BK CD	0.500	06/06/16				0.00	102.33	102.33			
12/09/14	12/08/14	06246PAL9	CD	Bk of Grove CD	0.500	04/08/16				0.00	102.33	102.33			
12/12/14	12/12/14	07203QBR2	CD	Bay Cities Bk CD	0.500	12/12/14				0.00	102.33	102.33			
12/18/14	12/18/14	872278CB0	CD	TCF Bk CD	0.550	12/18/15				0.00	686.63	686.63			
12/18/14	12/18/14	38147JH62	CD	Goldman Sachs CD	0.400	12/18/15				0.00	497.36	497.36			
12/22/14	12/21/14	411394AM1	CD	Happy State Bk CD	0.500	08/21/15				0.00	101.92	101.92			
12/26/14	12/26/14	149159HZ1	CD	Cathay Bk CD	0.550	07/27/15				0.00	112.56	112.56			
12/29/14	12/27/14	509685EW9	CD	Lake Forest Bk & Trust CD	0.500	06/27/16				0.00	621.70	621.70			
12/29/14	12/29/14	05568P3Q8	CD	BMW Bk CD	0.750	06/29/15				0.00	932.55	932.55			
01/02/15	12/29/14	508176CF9	CD	Lake City Bk CD	0.550	01/29/16				0.00	112.56	112.56			
01/05/15	01/03/15	8595317H2	CD	Sterling Svgs Bk CD	0.650	07/06/15				0.00	806.00	806.00			
01/05/15	01/03/15	8595317H2	CD	Sterling Svgs Bk CD	0.650	07/06/15				0.00	(806.00)	(806.00)			
01/05/15	01/03/15	8595317H2	CD	Sterling Svgs Bk CD	0.650	07/06/15				0.00	812.62	812.62			
01/05/15	01/03/15	254671RL6	CD	Discover Bk CD	0.700	07/06/15				0.00	875.13	875.13			
01/06/15	01/06/15	337630AH0	CD	F1RSTRUST BK CD	0.500	06/06/16				0.00	105.74	105.74			
01/09/15	01/08/15	06246PAL9	CD	Bk of Grove CD	0.500	04/08/16				0.00	105.74	105.74			
01/20/15	01/17/15	57116AGN2	CD	Marlin Business Bk CD	0.400	01/20/15				0.00	498.00	498.00			
01/20/15	01/20/15	57116AGN2	CD	Marlin Business Bk CD	0.400	01/20/15				0.00	12.28	12.28			
01/21/15	01/21/15	411394AM1	CD	Happy State Bk CD	0.500	08/21/15				0.00	105.32	105.32			



Carrollton-Farmers Branch ISD
Investment Transactions
 From 12/01/2014 to 02/28/2015

Trade Date	Settle Date	CUSIP	Security Type	Security Description	Coupon	Mty Date	Call Date	Par Value	Price	Principal Amount	Int Purchased / Received	Total Amount	Realized Gain / Loss	YTM	YTW
Workers Compensation															
Income Payments															
01/26/15	01/26/15	149159HZ1	CD	Cathay Bk CD	0.550	07/27/15				0.00	116.31	116.31			
01/29/15	01/29/15	508176CF9	CD	Lake City Bk CD	0.550	01/29/16				0.00	116.31	116.31			
02/06/15	02/08/15	87482VAA3	CD	Talmer Bk & Trust CD	0.700	08/08/16				0.00	878.66	878.66			
02/06/15	02/06/15	337630AH0	CD	F1RSTRUST BK CD	0.500	06/06/16				0.00	105.74	105.74			
02/09/15	02/08/15	06246PAL9	CD	Bk of Grove CD	0.500	04/08/16				0.00	105.74	105.74			
02/09/15	02/08/15	02006LGB3	CD	Ally Bk CD	0.850	08/08/16				0.00	1,062.66	1,062.66			
02/17/15	02/14/15	39120VRD8	CD	Great Southern Bk CD	0.600	08/14/15				0.00	750.12	750.12			
02/20/15	02/22/15	71270QFL5	CD	People's United Bk CD	0.850	08/22/16				0.00	1,062.66	1,062.66			
02/23/15	02/21/15	411394AM1	CD	Happy State Bk CD	0.500	08/21/15				0.00	105.32	105.32			
02/26/15	02/26/15	149159HZ1	CD	Cathay Bk CD	0.550	07/27/15				0.00	116.31	116.31			
Total for: Income Payments										0.00	10,423.24	10,423.24			



Carrollton-Farmers Branch ISD
Investment Transactions
From 12/01/2014 to 02/28/2015

Trade Date	Settle Date	CUSIP	Security Type	Security Description	Coupon	Mty Date	Call Date	Par Value	Price	Principal Amount	Int Purchased / Received	Total Amount	Realized Gain / Loss	YTM	YTW
------------	-------------	-------	---------------	----------------------	--------	----------	-----------	-----------	-------	------------------	--------------------------	--------------	----------------------	-----	-----

Total for All Portfolios

Transaction Type	Quantity	Total Amount	Realized G/L	YTM	YTW
Total Maturities	498,000.00	498,000.00		0.450	
Total Purchases	5,000,000.00	5,000,000.00		0.500	0.500
Total Income Payments	0.00	19,173.24			



Carrollton-Farmers Branch ISD
Amortization and Accretion
 From 11/30/2014 to 02/28/2015

CUSIP	Settle Date	Security Type	Security Description	Next Call Date	Purchase Qty	Orig Price	Original Cost	Amrt/Accr for Period	Total Amrt/Accr Since Purch	Remaining Disc / Prem	Book Value
After The Bell											
CDAR34642	12/11/14	CD-IAM	Town North Bk CDARS 0.500 12/10/15		3,000,000.00	100.000	3,000,000.00	0.00	0.00	0.00	3,000,000.00
Total for After The Bell					3,000,000.00		3,000,000.00	0.00	0.00	0.00	3,000,000.00
Capital Projects 2013											
CDAR-7268	11/06/14	CD-IAM	Town North Bk CDARS 0.500 11/05/15		10,000,000.00	100.000	10,000,000.00	0.00	0.00	0.00	10,000,000.00
CDAR-9824	11/20/14	CD-IAM	Town North Bk CDARS 0.500 11/19/15		5,000,000.00	100.000	5,000,000.00	0.00	0.00	0.00	5,000,000.00
Total for Capital Projects 2013					15,000,000.00		15,000,000.00	0.00	0.00	0.00	15,000,000.00
City of Irving TIF #1											
CDAR-5746	08/21/14	CD-IAM	Town North Bk CDARS 0.500 08/20/15		10,000,000.00	100.000	10,000,000.00	0.00	0.00	0.00	10,000,000.00
CDAR-9262	08/28/14	CD-IAM	Town North Bk CDARS 0.500 08/27/15		5,000,000.00	100.000	5,000,000.00	0.00	0.00	0.00	5,000,000.00
Total for City of Irving TIF #1					15,000,000.00		15,000,000.00	0.00	0.00	0.00	15,000,000.00
General Fund											
CDAR-6242	09/11/14	CD-IAM	Town North Bk CDARS 0.500 09/10/15		10,000,000.00	100.000	10,000,000.00	0.00	0.00	0.00	10,000,000.00
CDAR-0496	09/18/14	CD-IAM	Town North Bk CDARS 0.500 09/17/15		5,000,000.00	100.000	5,000,000.00	0.00	0.00	0.00	5,000,000.00
3134G4QK7	01/08/14	AGCY CALL	FHLMC 0.350 12/31/15	12/31/14	5,000,000.00	99.942	4,997,100.00	366.60	1,679.80	1,220.20	4,998,779.80
Total for General Fund					20,000,000.00		19,997,100.00	366.60	1,679.80	1,220.20	19,998,779.80



Carrollton-Farmers Branch ISD
Amortization and Accretion
 From 11/30/2014 to 02/28/2015

CUSIP	Settle Date	Security Type	Security Description	Next Call Date	Purchase Qty	Orig Price	Original Cost	Amrt/Accr for Period	Total Amrt/Accr Since Purch	Remaining Disc / Prem	Book Value
Workers Compensation											
07203QBR2	12/12/12	CD	Bay Cities Bk CD 0.500 12/12/14		0.00	100.000	0.00	0.00	0.00	0.00	0.00
57116AGN2	07/17/13	CD	Marlin Business Bk CD 0.400 01/20/15		0.00	100.000	0.00	0.00	0.00	0.00	0.00
17476NEE4	06/25/14	CD-IAM	Citizens Nat'l Bk CD 0.300 06/25/15		249,000.00	100.000	249,000.00	0.00	0.00	0.00	249,000.00
05568P3Q8	06/28/13	CD	BMW Bk CD 0.750 06/29/15		248,000.00	100.000	248,000.00	0.00	0.00	0.00	248,000.00
254671RL6	07/03/13	CD	Discover Bk CD 0.700 07/06/15		248,000.00	100.000	248,000.00	0.00	0.00	0.00	248,000.00
8595317H2	07/03/13	CD	Sterling Svgs Bk CD 0.650 07/06/15		248,000.00	100.000	248,000.00	0.00	0.00	0.00	248,000.00
149159HZ1	07/26/13	CD	Cathay Bk CD 0.550 07/27/15		249,000.00	100.000	249,000.00	0.00	0.00	0.00	249,000.00
39120VRD8	08/14/13	CD	Great Southern Bk CD 0.600 08/14/15		248,000.00	100.000	248,000.00	0.00	0.00	0.00	248,000.00
411394AM1	08/21/13	CD	Happy State Bk CD 0.500 08/21/15		248,000.00	100.000	248,000.00	0.00	0.00	0.00	248,000.00
892094CH4	09/27/13	CD	Town Bk CD 0.650 09/28/15		249,000.00	100.000	249,000.00	0.00	0.00	0.00	249,000.00
49306SS56	10/09/13	CD	Key Bk CD 0.600 10/09/15		249,000.00	100.000	249,000.00	0.00	0.00	0.00	249,000.00
CDAR34642	12/11/14	CD-IAM	Town North Bk CDARS 0.500 12/10/15		2,000,000.00	100.000	2,000,000.00	0.00	0.00	0.00	2,000,000.00
38147JH62	06/18/14	CD	Goldman Sachs CD 0.400 12/18/15		248,000.00	100.000	248,000.00	0.00	0.00	0.00	248,000.00
872278CB0	12/18/13	CD	TCF Bk CD 0.550 12/18/15		249,000.00	100.000	249,000.00	0.00	0.00	0.00	249,000.00
508176CF9	01/29/14	CD	Lake City Bk CD 0.550 01/29/16		249,000.00	100.000	249,000.00	0.00	0.00	0.00	249,000.00
87164DEH9	04/03/14	CD	Synovus Bk CD 0.500 04/04/16		248,000.00	100.000	248,000.00	0.00	0.00	0.00	248,000.00
06246PAL9	04/09/14	CD	Bk of Grove CD 0.500 04/08/16		249,000.00	100.000	249,000.00	0.00	0.00	0.00	249,000.00
06740KGJ0	04/23/14	CD	BARCLAYS Bk CD 0.450 04/25/16		248,000.00	100.000	248,000.00	0.00	0.00	0.00	248,000.00
337630AH0	06/06/14	CD	F1RSTRUST BK CD 0.500 06/06/16		249,000.00	100.000	249,000.00	0.00	0.00	0.00	249,000.00
509685EW9	06/27/14	CD	Lake Forest Bk & Trust CD 0.500 06/27/16		248,000.00	100.000	248,000.00	0.00	0.00	0.00	248,000.00
02006LGB3	08/07/14	CD	Ally Bk CD 0.850 08/08/16		248,000.00	100.000	248,000.00	0.00	0.00	0.00	248,000.00
87482VAA3	08/06/14	CD	Talmer Bk & Trust CD 0.700 08/08/16		249,000.00	100.000	249,000.00	0.00	0.00	0.00	249,000.00
71270QFL5	08/20/14	CD	People's United Bk CD 0.850 08/22/16		248,000.00	100.000	248,000.00	0.00	0.00	0.00	248,000.00
Total for Workers Compensation					6,969,000.00		6,969,000.00	0.00	0.00	0.00	6,969,000.00
Total for Carrollton-Farmers Branch ISD					59,969,000.00		59,966,100.00	366.60	1,679.80	1,220.20	59,967,779.80



Carrollton-Farmers Branch ISD
Projected Cash Flows
Cash Flows for next 180 days from 02/28/2015

CUSIP	Security Type	Security Description	Pay Date	Interest	Principal	Total Amount
City of Irving TIF #1						
CDAR-5746	CD-IAM	Town North Bk CDARS 0.500 08/20/15	08/20/15	49,863.01	10,000,000.00	10,049,863.01
CDAR-9262	CD-IAM	Town North Bk CDARS 0.500 08/27/15	08/27/15	24,931.50	5,000,000.00	5,024,931.50
Total for City of Irving TIF #1				74,794.51	15,000,000.00	15,074,794.51
General Fund						
3134G4QK7	AGCY CALL	FHLMC 0.350 12/31/15	06/30/15	8,750.00	0.00	8,750.00
Total for General Fund				8,750.00	0.00	8,750.00
Workers Compensation						
337630AH0	CD	F1RSTRUST BK CD 0.500 06/06/16	03/06/15	103.75	0.00	103.75
06246PAL9	CD	Bk of Grove CD 0.500 04/08/16	03/08/15	103.75	0.00	103.75
411394AM1	CD	Happy State Bk CD 0.500 08/21/15	03/21/15	95.12	0.00	95.12
149159HZ1	CD	Cathay Bk CD 0.550 07/27/15	03/26/15	114.12	0.00	114.12
892094CH4	CD	Town Bk CD 0.650 09/28/15	03/28/15	802.59	0.00	802.59
508176CF9	CD	Lake City Bk CD 0.550 01/29/16	03/29/15	108.80	0.00	108.80
87164DEH9	CD	Synovus Bk CD 0.500 04/04/16	04/04/15	620.00	0.00	620.00
337630AH0	CD	F1RSTRUST BK CD 0.500 06/06/16	04/06/15	103.75	0.00	103.75
06246PAL9	CD	Bk of Grove CD 0.500 04/08/16	04/08/15	103.75	0.00	103.75
49306SSS6	CD	Key Bk CD 0.600 10/09/15	04/09/15	744.95	0.00	744.95
411394AM1	CD	Happy State Bk CD 0.500 08/21/15	04/21/15	105.31	0.00	105.31
06740KGJ0	CD	BARCLAYS Bk CD 0.450 04/25/16	04/25/15	558.00	0.00	558.00
149159HZ1	CD	Cathay Bk CD 0.550 07/27/15	04/26/15	114.12	0.00	114.12
508176CF9	CD	Lake City Bk CD 0.550 01/29/16	04/29/15	116.31	0.00	116.31
337630AH0	CD	F1RSTRUST BK CD 0.500 06/06/16	05/06/15	103.75	0.00	103.75
06246PAL9	CD	Bk of Grove CD 0.500 04/08/16	05/08/15	103.75	0.00	103.75
411394AM1	CD	Happy State Bk CD 0.500 08/21/15	05/21/15	101.91	0.00	101.91
149159HZ1	CD	Cathay Bk CD 0.550 07/27/15	05/26/15	114.12	0.00	114.12
508176CF9	CD	Lake City Bk CD 0.550 01/29/16	05/29/15	112.56	0.00	112.56
337630AH0	CD	F1RSTRUST BK CD 0.500 06/06/16	06/06/15	103.75	0.00	103.75
06246PAL9	CD	Bk of Grove CD 0.500 04/08/16	06/08/15	103.75	0.00	103.75
38147JH62	CD	Goldman Sachs CD 0.400 12/18/15	06/18/15	494.64	0.00	494.64
872278CB0	CD	TCF Bk CD 0.550 12/18/15	06/18/15	682.87	0.00	682.87



Carrollton-Farmers Branch ISD
Projected Cash Flows
Cash Flows for next 180 days from 02/28/2015

CUSIP	Security Type	Security Description	Pay Date	Interest	Principal	Total Amount
Workers Compensation						
411394AM1	CD	Happy State Bk CD 0.500 08/21/15	06/21/15	105.31	0.00	105.31
17476NEE4	CD-IAM	Citizens Nat'l Bk CD 0.300 06/25/15	06/25/15	747.00	249,000.00	249,747.00
149159HZ1	CD	Cathay Bk CD 0.550 07/27/15	06/26/15	114.12	0.00	114.12
509685EW9	CD	Lake Forest Bk & Trust CD 0.500 06/27/16	06/27/15	618.30	0.00	618.30
05568P3Q8	CD	BMW Bk CD 0.750 06/29/15	06/29/15	930.00	248,000.00	248,930.00
508176CF9	CD	Lake City Bk CD 0.550 01/29/16	06/29/15	116.31	0.00	116.31
254671RL6	CD	Discover Bk CD 0.700 07/06/15	07/06/15	868.00	248,000.00	248,868.00
337630AH0	CD	F1RSTRUST BK CD 0.500 06/06/16	07/06/15	103.75	0.00	103.75
8595317H2	CD	Sterling Svgs Bk CD 0.650 07/06/15	07/06/15	806.00	248,000.00	248,806.00
06246PAL9	CD	Bk of Grove CD 0.500 04/08/16	07/08/15	103.75	0.00	103.75
411394AM1	CD	Happy State Bk CD 0.500 08/21/15	07/21/15	101.91	0.00	101.91
149159HZ1	CD	Cathay Bk CD 0.550 07/27/15	07/27/15	114.12	249,000.00	249,114.12
508176CF9	CD	Lake City Bk CD 0.550 01/29/16	07/29/15	112.56	0.00	112.56
337630AH0	CD	F1RSTRUST BK CD 0.500 06/06/16	08/06/15	103.75	0.00	103.75
02006LGB3	CD	Ally Bk CD 0.850 08/08/16	08/08/15	1,054.00	0.00	1,054.00
06246PAL9	CD	Bk of Grove CD 0.500 04/08/16	08/08/15	103.75	0.00	103.75
87482VAA3	CD	Talmer Bk & Trust CD 0.700 08/08/16	08/08/15	871.50	0.00	871.50
39120VRD8	CD	Great Southern Bk CD 0.600 08/14/15	08/14/15	744.00	248,000.00	248,744.00
411394AM1	CD	Happy State Bk CD 0.500 08/21/15	08/21/15	105.31	248,000.00	248,105.31
71270QFL5	CD	People's United Bk CD 0.850 08/22/16	08/22/15	1,054.00	0.00	1,054.00
Total for Workers Compensation				14,592.86	1,738,000.00	1,752,592.86



Carrollton-Farmers Branch ISD
Projected Cash Flows
Cash Flows for next 180 days from 02/28/2015

CUSIP	Security Type	Security Description	Pay Date	Interest	Principal	Total Amount
-------	---------------	----------------------	----------	----------	-----------	--------------

Total for All Portfolios

	March 2015	1,328.13	0.00	1,328.13
	April 2015	2,466.19	0.00	2,466.19
	May 2015	536.09	0.00	536.09
	June 2015	12,766.05	497,000.00	509,766.05
	July 2015	2,210.09	745,000.00	747,210.09
	August 2015	78,830.82	15,496,000.00	15,574,830.82

Total Projected Cash Flows for Carrollton-Farmers Branch ISD	98,137.37	16,738,000.00	16,836,137.37
---	------------------	----------------------	----------------------