



Investment Portfolio Summary

Carrollton-Farmers Branch ISD



Carrollton · Farmers Branch

Independent School District

••• An Innovative Leader in Learning •••

For the Quarter Ended

November 30, 2014

Report Name

Certification Page
Executive Summary
Benchmark Comparison
Detail of Security Holdings
Change in Value
Earned Income
Investment Transactions
Amortization and Accretion
Projected Fixed Income Cash Flows

MARKET RECAP:

The U.S. Economy continues to chug along at an acceptable pace as most of the major economic indicators released during the month showed positive results. The ISM manufacturing index reversed the prior month's modest decline and returned to a three-year high at 59.0 during October. The ISM non-manufacturing index slipped to 57.1 but marked its 57th straight month above 50. Auto sales held steady at just over a 16 million unit annual pace. The October employment report showed the economy created 214k new jobs while revisions to prior months added another 31k to the tally. Thus far in 2014, the economy has added an average of 228k jobs per month, the fastest pace of job creation in 15 years and far exceeding the brisk 194k monthly average of 2013. The unemployment rate ticked down another tenth from 5.9% to 5.8%, the lowest since July 2008. October retail sales rose by 0.3%, bettering the 0.2% median forecast with broad based gains as 11 of the 13 categories advanced. Housing data was solid with existing home sales climbing to a 5.26 million unit annual pace; the highest level in 13 months as lower mortgage rates and a strengthening economy encourage buyers. Inflation remains well contained as the consumer price index was unchanged in October and is up just 1.7% on a year-over-year basis. Overall, the economy is doing pretty well. Third quarter GDP was revised upward to +3.9% from an initial estimate of +3.5%, confidence surveys are at the highest levels in more than seven years, and equity markets have extended their trek into record territory.

Perhaps the biggest story for November was the collapse in oil prices, which have tumbled from over \$100 per barrel this past summer to around \$66 per barrel today. Weakening global demand and sharply higher domestic supplies from fracking are the primary reasons. Gasoline prices have followed suit with the national average price down to \$2.75 and expected to fall further. While declining prices will likely have a negative effect on the oil and gas industry, it is a boon for consumers which should provide a boost to the national economy. One report suggested the drop in gas prices was equivalent to a payroll tax cut of more than 2% and would provide \$75 billion worth of stimulus. It should also keep a lid on inflationary pressures. Oil has a pervasive presence; it's a commodity that affects the price of just about everything. In theory, this will allow the Fed to remain patient and indicates there is no need to rush tightening. Bond yields have taken their cue with the two-year Treasury note holding steady around 0.50% while the 10-year closed the month at 2.17%, just above the year's low point.

For the Quarter Ended
November 30, 2014

This report is prepared for the **Carrollton-Farmers Branch ISD** (the "Entity") in accordance with Chapter 2256 of the Texas Public Funds Investment Act ("PFIA"). Section 2256.023(a) of the PFIA states that: "Not less than quarterly, the investment officer shall prepare and submit to the governing body of the entity a written report of the investment transactions for all funds covered by this chapter for the preceding reporting period." This report is signed by the Entity's investment officers and includes the disclosures required in the PFIA. To the extent possible, market prices have been obtained from independent pricing sources.

The investment portfolio complied with the PFIA and the Entity's approved Investment Policy and Strategy throughout the period. All investment transactions made in the portfolio during this period were made on behalf of the Entity and were made in full compliance with the PFIA and the approved Investment Policy.

Officer Names and Titles:

Name: Tonya Tillman

Title: Chief Financial Officer

Name: Mark Hyatt

Title: Associate Superintendent

Name: Steven Franks

Title: Accounting Director

Name: Scott Roderick

Title: Director of Financial Reporting

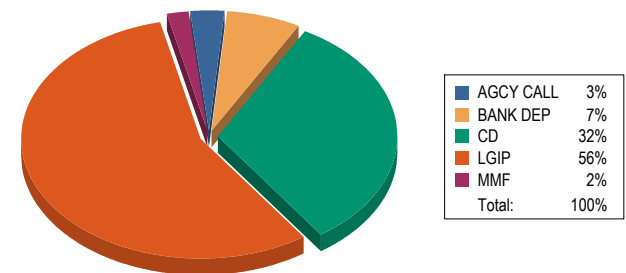
Account Summary

Allocation by Security Type

Beginning Values as of 08/31/14

Ending Values as of 11/30/14

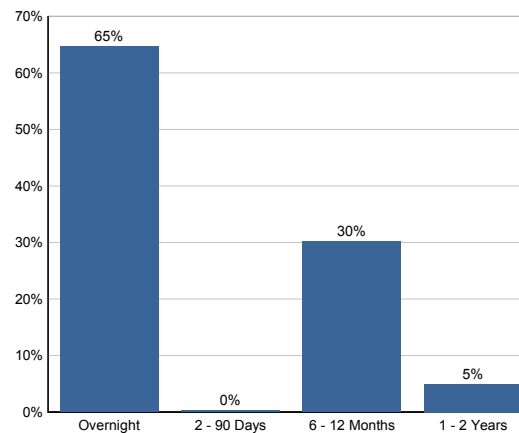
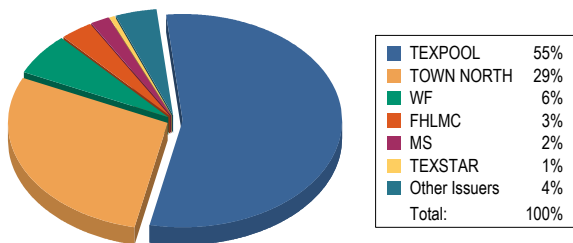
Par Value	178,730,506.55	156,982,861.27
Market Value	178,727,427.32	156,978,414.10
Book Value	178,728,553.55	156,981,274.47
Unrealized Gain / Loss	(1,126.23)	(2,860.37)
Market Value %	100.00%	100.00%
Weighted Avg. YTW	0.198%	0.206%
Weighted Avg. YTM	0.198%	0.206%



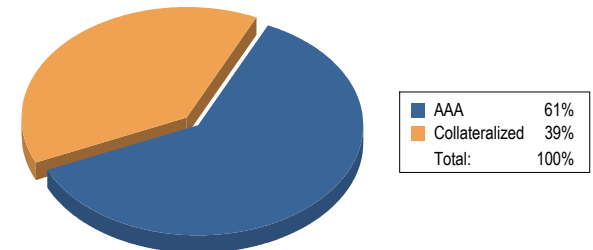
Allocation by Issuer

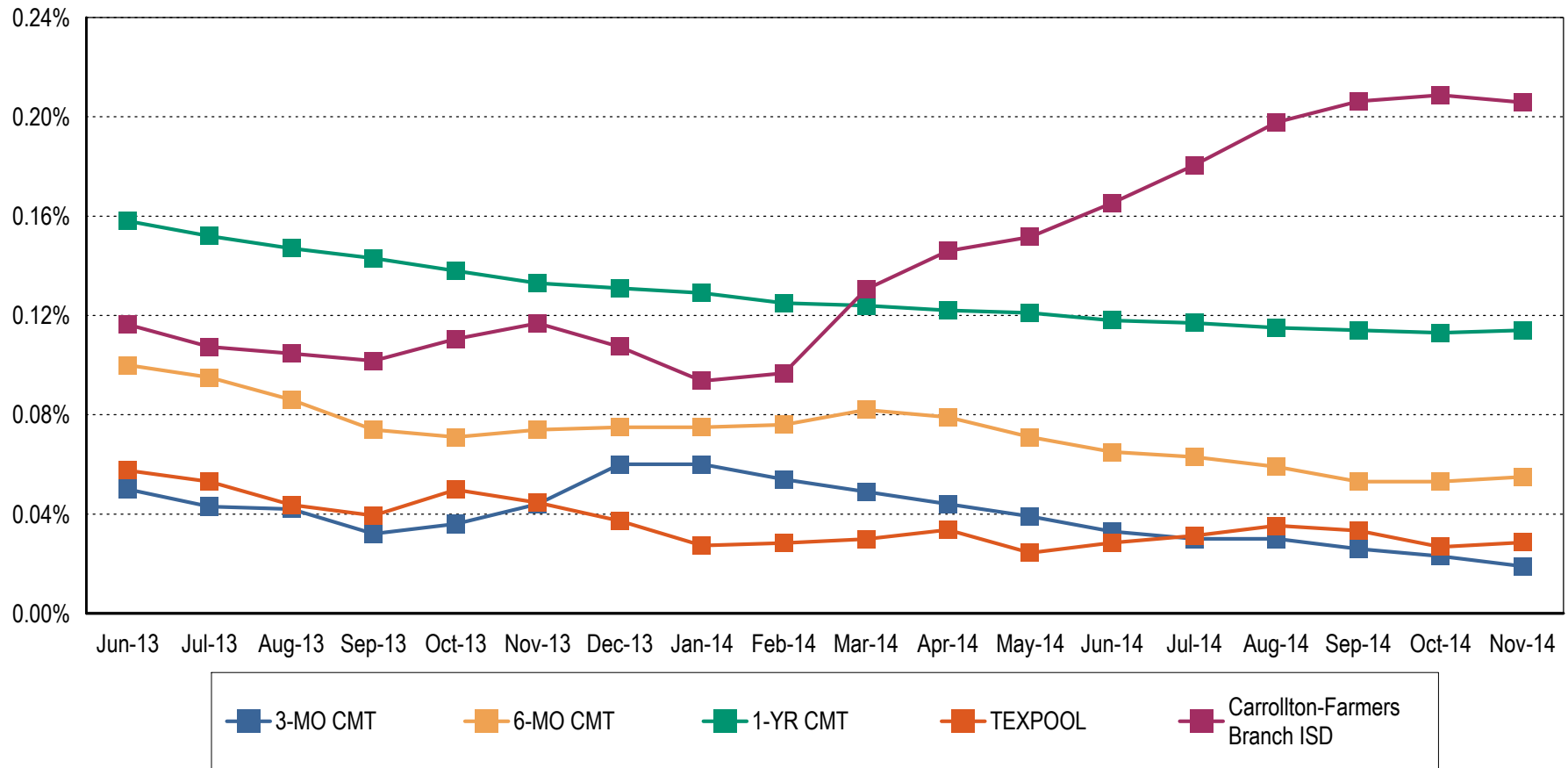
Maturity Distribution %

Credit Quality



Weighted Average Days to Maturity: 111





Note 1: CMT stands for Constant Maturity Treasury. This data is published in Federal Reserve Statistical Release H.15 and represents an average of all actively traded Treasury securities having that time remaining until maturity. This is a standard industry benchmark for Treasury securities. The CMT benchmarks are moving averages. The 3-month CMT is the daily average for the previous 3 months, the 6-month CMT is the daily average for the previous 6 months, and the 1-year and 2-year CMT's are the daily averages for the previous 12-months.

Note 2: Benchmark data for TexPool is the monthly average yield.



Carrollton-Farmers Branch ISD
Detail of Security Holdings
 As of 11/30/2014

CUSIP	Settle Date	Sec. Type	Sec. Description	CPN	Mty Date	Next Call	Call Type	Par Value	Purch Price	Orig Cost	Book Value	Mkt Price	Market Value	Days to Mty	Days to Call	YTM	YTW
Activity Fund																	
TEXPOOL		LGIP	TexPool					2,070,095.71	100.000	2,070,095.71	2,070,095.71	100.000	2,070,095.71	1		0.029	0.029
Total for Activity Fund								2,070,095.71	100.000	2,070,095.71	2,070,095.71	100.000	2,070,095.71	1		0.029	0.029
After The Bell																	
TEXPOOL		LGIP	TexPool					2,601,771.57	100.000	2,601,771.57	2,601,771.57	100.000	2,601,771.57	1		0.029	0.029
Total for After The Bell								2,601,771.57	100.000	2,601,771.57	2,601,771.57	100.000	2,601,771.57	1		0.029	0.029
Capital Projects 2008																	
TEXPOOL		LGIP	TexPool					387,221.80	100.000	387,221.80	387,221.80	100.000	387,221.80	1		0.029	0.029
Total for Capital Projects 2008								387,221.80	100.000	387,221.80	387,221.80	100.000	387,221.80	1		0.029	0.029
Capital Projects 2012																	
TEXPOOL		LGIP	TexPool					3,926,171.26	100.000	3,926,171.26	3,926,171.26	100.000	3,926,171.26	1		0.029	0.029
Total for Capital Projects 2012								3,926,171.26	100.000	3,926,171.26	3,926,171.26	100.000	3,926,171.26	1		0.029	0.029
Capital Projects 2013																	
TEXPOOL		LGIP	TexPool					27,763,271.63	100.000	27,763,271.63	27,763,271.63	100.000	27,763,271.63	1		0.029	0.029
CDAR-7268	11/06/14	CD-IAM	Town North Bk CDARS	0.500	11/05/15			10,000,000.00	100.000	10,000,000.00	10,000,000.00	100.000	10,000,000.00	340		0.500	0.500
CDAR-9824	11/20/14	CD-IAM	Town North Bk CDARS	0.500	11/19/15			5,000,000.00	100.000	5,000,000.00	5,000,000.00	100.000	5,000,000.00	354		0.500	0.500
Total for Capital Projects 2013								42,763,271.63	100.000	42,763,271.63	42,763,271.63	100.000	42,763,271.63	122		0.194	0.194



Carrollton-Farmers Branch ISD
Detail of Security Holdings
 As of 11/30/2014

CUSIP	Settle Date	Sec. Type	Sec. Description	CPN	Mty Date	Next Call	Call Type	Par Value	Purch Price	Orig Cost	Book Value	Mkt Price	Market Value	Days to Mty	Days to Call	YTM	YTW
City of Irving TIF #1																	
TEXPOOL		LGIP	TexPool					20,202,988.31	100.000	20,202,988.31	20,202,988.31	100.000	20,202,988.31	1		0.029	0.029
CDAR-5746	08/21/14	CD-IAM	Town North Bk CDARS	0.500	08/20/15			10,000,000.00	100.000	10,000,000.00	10,000,000.00	100.000	10,000,000.00	263		0.500	0.500
CDAR-9262	08/28/14	CD-IAM	Town North Bk CDARS	0.500	08/27/15			5,000,000.00	100.000	5,000,000.00	5,000,000.00	100.000	5,000,000.00	270		0.500	0.500
Total for City of Irving TIF #1								35,202,988.31	100.000	35,202,988.31	35,202,988.31	100.000	35,202,988.31	114		0.229	0.229
Debt Service																	
TEXPOOL		LGIP	TexPool					201,489.73	100.000	201,489.73	201,489.73	100.000	201,489.73	1		0.029	0.029
Total for Debt Service								201,489.73	100.000	201,489.73	201,489.73	100.000	201,489.73	1		0.029	0.029
Farmers Branch TIF #1																	
TEXPOOL		LGIP	TexPool					7,374,314.85	100.000	7,374,314.85	7,374,314.85	100.000	7,374,314.85	1		0.029	0.029
Total for Farmers Branch TIF #1								7,374,314.85	100.000	7,374,314.85	7,374,314.85	100.000	7,374,314.85	1		0.029	0.029
Farmers Branch TIF #2																	
TEXPOOL		LGIP	TexPool					139,478.06	100.000	139,478.06	139,478.06	100.000	139,478.06	1		0.029	0.029
Total for Farmers Branch TIF #2								139,478.06	100.000	139,478.06	139,478.06	100.000	139,478.06	1		0.029	0.029
Food Service																	
TEXPOOL		LGIP	TexPool					4,211.79	100.000	4,211.79	4,211.79	100.000	4,211.79	1		0.029	0.029
Total for Food Service								4,211.79	100.000	4,211.79	4,211.79	100.000	4,211.79	1		0.029	0.029



Carrollton-Farmers Branch ISD
Detail of Security Holdings
 As of 11/30/2014

CUSIP	Settle Date	Sec. Type	Sec. Description	CPN	Mty Date	Next Call	Call Type	Par Value	Purch Price	Orig Cost	Book Value	Mkt Price	Market Value	Days to Mty	Days to Call	YTM	YTW
General Fund																	
LNSTGOV		LGIP	LoneStar Govt O/N					1,001,545.20	100.000	1,001,545.20	1,001,545.20	100.000	1,001,545.20	1		0.050	0.050
MSGXX		MMF	Morgan Stanley Govt Port MM					3,017,394.35	100.000	3,017,394.35	3,017,394.35	100.000	3,017,394.35	1		0.040	0.040
TEXPOOL		LGIP	TexPool					19,795,674.59	100.000	19,795,674.59	19,795,674.59	100.000	19,795,674.59	1		0.029	0.029
TEXSTAR		LGIP	TexSTAR					1,094,424.16	100.000	1,094,424.16	1,094,424.16	100.000	1,094,424.16	1		0.039	0.039
WF-CFB		BANK DEP	Wells Fargo					10,035,753.82	100.000	10,035,753.82	10,035,753.82	100.000	10,035,753.82	1		0.200	0.200
CDAR-6242	09/11/14	CD-IAM	Town North Bk CDARS	0.500	09/10/15			10,000,000.00	100.000	10,000,000.00	10,000,000.00	100.000	10,000,000.00	284		0.500	0.500
CDAR-0496	09/18/14	CD-IAM	Town North Bk CDARS	0.500	09/17/15			5,000,000.00	100.000	5,000,000.00	5,000,000.00	100.000	5,000,000.00	291		0.500	0.500
3134G4QK7	01/08/14	AGCY CALL	FHLMC	0.350	12/31/15	12/31/14	QRTLY	5,000,000.00	99.942	4,997,100.00	4,998,413.20	99.970	4,998,500.00	396	31	0.379	0.379
Total for General Fund								54,944,792.12	99.995	54,941,892.12	54,943,205.32	99.997	54,943,292.12	115		0.222	0.222



Carrollton-Farmers Branch ISD
Detail of Security Holdings
 As of 11/30/2014

CUSIP	Settle Date	Sec. Type	Sec. Description	CPN	Mty Date	Next Call	Call Type	Par Value	Purch Price	Orig Cost	Book Value	Mkt Price	Market Value	Days to Mty	Days to Call	YTM	YTW
Workers Compensation																	
GTBXX-CFB		MMF	Dreyfus Treas Prime MMF					4,806.84	100.000	4,806.84	4,806.84	100.000	4,806.84	1		0.010	0.010
MS-CFB		BANK DEP	Morgan Stanley Bk					990.37	100.000	990.37	990.37	100.000	990.37	1		0.020	0.020
TEXPOOL		LGIP	TexPool					1,693,397.78	100.000	1,693,397.78	1,693,397.78	100.000	1,693,397.78	1		0.029	0.029
TNB-SVGS		BANK DEP	Town North Bk Svgs					200,859.45	100.000	200,859.45	200,859.45	100.000	200,859.45	1		0.500	0.500
07203QBR2	12/12/12	CD	Bay Cities Bk CD	0.500	12/12/14			249,000.00	100.000	249,000.00	249,000.00	100.000	249,000.00	12		0.500	0.500
57116AGN2	07/17/13	CD	Marlin Business Bk CD	0.400	01/20/15			249,000.00	100.000	249,000.00	249,000.00	100.016	249,038.84	51		0.400	0.400
17476NEE4	06/25/14	CD-IAM	Citizens Nat'l Bk CD	0.300	06/25/15			249,000.00	100.000	249,000.00	249,000.00	99.891	248,727.59	207		0.300	0.300
05568P3Q8	06/28/13	CD	BMW Bk CD	0.750	06/29/15			248,000.00	100.000	248,000.00	248,000.00	100.063	248,155.00	211		0.750	0.750
254671RL6	07/03/13	CD	Discover Bk CD	0.700	07/06/15			248,000.00	100.000	248,000.00	248,000.00	100.109	248,271.31	218		0.700	0.700
8595317H2	07/03/13	CD	Sterling Svgs Bk CD	0.650	07/06/15			248,000.00	100.000	248,000.00	248,000.00	100.094	248,232.62	218		0.650	0.650
149159HZ1	07/26/13	CD	Cathay Bk CD	0.550	07/27/15			249,000.00	100.000	249,000.00	249,000.00	100.188	249,466.88	239		0.550	0.550
39120VRD8	08/14/13	CD	Great Southern Bk CD	0.600	08/14/15			248,000.00	100.000	248,000.00	248,000.00	100.125	248,310.00	257		0.600	0.600
411394AM1	08/21/13	CD	Happy State Bk CD	0.500	08/21/15			248,000.00	100.000	248,000.00	248,000.00	100.109	248,271.31	264		0.500	0.500
892094CH4	09/27/13	CD	Town Bk CD	0.650	09/28/15			249,000.00	100.000	249,000.00	249,000.00	100.188	249,466.88	302		0.650	0.650
49306SSS6	10/09/13	CD	Key Bk CD	0.600	10/09/15			249,000.00	100.000	249,000.00	249,000.00	100.172	249,428.03	313		0.600	0.600
38147JH62	06/18/14	CD	Goldman Sachs CD	0.400	12/18/15			248,000.00	100.000	248,000.00	248,000.00	99.891	247,728.69	383		0.400	0.400
872278CB0	12/18/13	CD	TCF Bk CD	0.550	12/18/15			249,000.00	100.000	249,000.00	249,000.00	100.125	249,311.25	383		0.550	0.550
508176CF9	01/29/14	CD	Lake City Bk CD	0.550	01/29/16			249,000.00	100.000	249,000.00	249,000.00	100.047	249,116.78	425		0.550	0.550
87164DEH9	04/03/14	CD	Synovus Bk CD	0.500	04/04/16			248,000.00	100.000	248,000.00	248,000.00	99.859	247,651.31	491		0.500	0.500
06246PAL9	04/09/14	CD	Bk of Grove CD	0.500	04/08/16			249,000.00	100.000	249,000.00	249,000.00	99.828	248,571.97	495		0.500	0.500
06740KGJ0	04/23/14	CD	BARCLAYS Bk CD	0.450	04/25/16			248,000.00	100.000	248,000.00	248,000.00	99.734	247,341.31	512		0.450	0.450
337630AH0	06/06/14	CD	F1RSTRUST BK CD	0.500	06/06/16			249,000.00	100.000	249,000.00	249,000.00	99.656	248,144.19	554		0.500	0.500
509685EW9	06/27/14	CD	Lake Forest Bk & Trust CD	0.500	06/27/16			248,000.00	100.000	248,000.00	248,000.00	99.594	246,992.62	575		0.501	0.501
02006LGB3	08/07/14	CD	Ally Bk CD	0.850	08/08/16			248,000.00	100.000	248,000.00	248,000.00	99.875	247,690.00	617		0.850	0.850
87482VAA3	08/06/14	CD	Talmer Bk & Trust CD	0.700	08/08/16			249,000.00	100.000	249,000.00	249,000.00	99.625	248,066.25	617		0.700	0.700
71270QFL5	08/20/14	CD	People's United Bk CD	0.850	08/22/16			248,000.00	100.000	248,000.00	248,000.00	99.625	247,070.00	631		0.850	0.850
Total for Workers Compensation								7,367,054.44	100.000	7,367,054.44	7,367,054.44	99.960	7,364,107.27	269		0.444	0.444
Total for Carrollton-Farmers Branch ISD								156,982,861.27	99.998	156,979,961.27	156,981,274.47	99.997	156,978,414.10	112		0.206	0.206



Carrollton-Farmers Branch ISD
Change in Value
From 08/31/2014 to 11/30/2014

CUSIP	Security Type	Security Description	08/31/14 Book Value	Cost of Purchases	Maturities / Calls / Sales	Amortization / Accretion	Realized Gain/(Loss)	11/30/14 Book Value	08/31/14 Market Value	11/30/14 Market Value	Change in Mkt Value
Activity Fund											
TEXPOOL	LGIP	TexPool	163.08	2,070,101.61	(168.98)	0.00	0.00	2,070,095.71	163.08	2,070,095.71	2,069,932.63
Total for Activity Fund			163.08	2,070,101.61	(168.98)	0.00	0.00	2,070,095.71	163.08	2,070,095.71	2,069,932.63
After The Bell											
TEXPOOL	LGIP	TexPool	4,101,538.66	61.02	(1,499,828.11)	0.00	0.00	2,601,771.57	4,101,538.66	2,601,771.57	(1,499,767.09)
Total for After The Bell			4,101,538.66	61.02	(1,499,828.11)	0.00	0.00	2,601,771.57	4,101,538.66	2,601,771.57	(1,499,767.09)
Capital Projects 2008											
TEXPOOL	LGIP	TexPool	560,399.51	24.43	(173,202.14)	0.00	0.00	387,221.80	560,399.51	387,221.80	(173,177.71)
Total for Capital Projects 2008			560,399.51	24.43	(173,202.14)	0.00	0.00	387,221.80	560,399.51	387,221.80	(173,177.71)
Capital Projects 2012											
TEXPOOL	LGIP	TexPool	5,850,340.55	0.00	(1,924,169.29)	0.00	0.00	3,926,171.26	5,850,340.55	3,926,171.26	(1,924,169.29)
Total for Capital Projects 2012			5,850,340.55	0.00	(1,924,169.29)	0.00	0.00	3,926,171.26	5,850,340.55	3,926,171.26	(1,924,169.29)
Capital Projects 2013											
TEXPOOL	LGIP	TexPool	24,206,427.79	4,702,241.22	(1,145,397.38)	0.00	0.00	27,763,271.63	24,206,427.79	27,763,271.63	3,556,843.84
CDAR-3872	CD-IAM	Town North Bk CDARS 0.450 11/06/14	10,000,000.00	0.00	(10,000,000.00)	0.00	0.00	0.00	10,000,000.00	0.00	(10,000,000.00)
CDAR-0703	CD-IAM	Town North Bk CDARS 0.450 11/13/14	10,000,000.00	0.00	(10,000,000.00)	0.00	0.00	0.00	10,000,000.00	0.00	(10,000,000.00)
CDAR-7268	CD-IAM	Town North Bk CDARS 0.500 11/05/15	0.00	10,000,000.00	0.00	0.00	0.00	10,000,000.00	0.00	10,000,000.00	10,000,000.00
CDAR-9824	CD-IAM	Town North Bk CDARS 0.500 11/19/15	0.00	5,000,000.00	0.00	0.00	0.00	5,000,000.00	0.00	5,000,000.00	5,000,000.00
Total for Capital Projects 2013			44,206,427.79	19,702,241.22	(21,145,397.38)	0.00	0.00	42,763,271.63	44,206,427.79	42,763,271.63	(1,443,156.16)



Carrollton-Farmers Branch ISD
Change in Value
 From 08/31/2014 to 11/30/2014

CUSIP	Security Type	Security Description	08/31/14 Book Value	Cost of Purchases	Maturities / Calls / Sales	Amortization / Accretion	Realized Gain/(Loss)	11/30/14 Book Value	08/31/14 Market Value	11/30/14 Market Value	Change in Mkt Value
City of Irving TIF #1											
TEXPOOL	LGIP	TexPool	20,201,502.05	1,486.26	0.00	0.00	0.00	20,202,988.31	20,201,502.05	20,202,988.31	1,486.26
CDAR-5746	CD-IAM	Town North Bk CDARS 0.500 08/20/15	10,000,000.00	0.00	0.00	0.00	0.00	10,000,000.00	10,000,000.00	10,000,000.00	0.00
CDAR-9262	CD-IAM	Town North Bk CDARS 0.500 08/27/15	5,000,000.00	0.00	0.00	0.00	0.00	5,000,000.00	5,000,000.00	5,000,000.00	0.00
Total for City of Irving TIF #1			35,201,502.05	1,486.26	0.00	0.00	0.00	35,202,988.31	35,201,502.05	35,202,988.31	1,486.26
Debt Service											
TEXPOOL	LGIP	TexPool	201,474.90	14.83	0.00	0.00	0.00	201,489.73	201,474.90	201,489.73	14.83
Total for Debt Service			201,474.90	14.83	0.00	0.00	0.00	201,489.73	201,474.90	201,489.73	14.83
Farmers Branch TIF #1											
TEXPOOL	LGIP	TexPool	7,373,772.28	542.57	0.00	0.00	0.00	7,374,314.85	7,373,772.28	7,374,314.85	542.57
Total for Farmers Branch TIF #1			7,373,772.28	542.57	0.00	0.00	0.00	7,374,314.85	7,373,772.28	7,374,314.85	542.57
Farmers Branch TIF #2											
TEXPOOL	LGIP	TexPool	139,467.77	10.29	0.00	0.00	0.00	139,478.06	139,467.77	139,478.06	10.29
Total for Farmers Branch TIF #2			139,467.77	10.29	0.00	0.00	0.00	139,478.06	139,467.77	139,478.06	10.29
Food Service											
TEXPOOL	LGIP	TexPool	21,440.68	2,472.83	(19,701.72)	0.00	0.00	4,211.79	21,440.68	4,211.79	(17,228.89)
Total for Food Service			21,440.68	2,472.83	(19,701.72)	0.00	0.00	4,211.79	21,440.68	4,211.79	(17,228.89)



Carrollton-Farmers Branch ISD
Change in Value
From 08/31/2014 to 11/30/2014

CUSIP	Security Type	Security Description	08/31/14 Book Value	Cost of Purchases	Maturities / Calls / Sales	Amortization / Accretion	Realized Gain/(Loss)	11/30/14 Book Value	08/31/14 Market Value	11/30/14 Market Value	Change in Mkt Value
General Fund											
CASH-INT	BANK DEP	Cash	0.00	0.00	0.00	0.00	0.00	0.00	0.00	0.00	0.00
LNSTGOV	LGIP	LoneStar Govt O/N	5,001,328.87	81.09	(3,999,864.76)	0.00	0.00	1,001,545.20	5,001,328.87	1,001,545.20	(3,999,783.67)
MS-CFB	BANK DEP	Morgan Stanley Bk	57.54	0.00	(57.54)	0.00	0.00	0.00	57.54	0.00	(57.54)
MSGXX	MMF	Morgan Stanley Govt Port MM	1,015,190.01	2,002,204.34	0.00	0.00	0.00	3,017,394.35	1,015,190.01	3,017,394.35	2,002,204.34
TEXPOOL	LGIP	TexPool	30,012,098.36	4,016,525.23	(14,232,949.00)	0.00	0.00	19,795,674.59	30,012,098.36	19,795,674.59	(10,216,423.77)
TEXSTAR	LGIP	TexSTAR	4,094,276.17	70.60	(2,999,922.61)	0.00	0.00	1,094,424.16	4,094,276.17	1,094,424.16	(2,999,852.01)
WF-CFB	BANK DEP	Wells Fargo	10,030,489.88	5,263.94	0.00	0.00	0.00	10,035,753.82	10,030,489.88	10,035,753.82	5,263.94
CDAR-3731	CD-IAM	Town North Bk CDARS 0.450 09/11/14	13,058,471.59	0.00	(13,058,471.59)	0.00	0.00	0.00	13,058,471.59	0.00	(13,058,471.59)
CDAR-6242	CD-IAM	Town North Bk CDARS 0.500 09/10/15	0.00	10,000,000.00	0.00	0.00	0.00	10,000,000.00	0.00	10,000,000.00	10,000,000.00
CDAR-0496	CD-IAM	Town North Bk CDARS 0.500 09/17/15	0.00	5,000,000.00	0.00	0.00	0.00	5,000,000.00	0.00	5,000,000.00	5,000,000.00
3134G4QK7	AGCY CALL	FHLMC 0.350 12/31/15	4,998,047.00	0.00	0.00	366.20	0.00	4,998,413.20	4,997,500.00	4,998,500.00	1,000.00
3133EDE81	AGCY CALL	FFCB 0.420 01/28/16	2,000,000.00	0.00	(2,000,000.00)	0.00	0.00	0.00	1,999,200.00	0.00	(1,999,200.00)
3130A1R26	AGCY CALL	FHLB 0.500 05/13/16	2,000,000.00	0.00	(2,000,000.00)	0.00	0.00	0.00	1,999,400.00	0.00	(1,999,400.00)
Total for General Fund			72,209,959.42	21,024,145.20	(38,291,265.50)	366.20	0.00	54,943,205.32	72,208,012.42	54,943,292.12	(17,264,720.30)



Carrollton-Farmers Branch ISD
Change in Value
 From 08/31/2014 to 11/30/2014

CUSIP	Security Type	Security Description	08/31/14 Book Value	Cost of Purchases	Maturities / Calls / Sales	Amortization / Accretion	Realized Gain/(Loss)	11/30/14 Book Value	08/31/14 Market Value	11/30/14 Market Value	Change in Mkt Value
Workers Compensation											
CASH-INT	BANK DEP	Cash	0.00	0.00	0.00	0.00	0.00	0.00	0.00	0.00	0.00
GTBXX-CFB	MMF	Dreyfus Treas Prime MMF	232.62	4,574.22	0.00	0.00	0.00	4,806.84	232.62	4,806.84	4,574.22
MS-CFB	BANK DEP	Morgan Stanley Bk	990.32	0.05	0.00	0.00	0.00	990.37	990.32	990.37	0.05
TEXPOOL	LGIP	TexPool	3,193,234.38	39.74	(1,499,876.34)	0.00	0.00	1,693,397.78	3,193,234.38	1,693,397.78	(1,499,836.60)
TNB-SVGS	BANK DEP	Town North Bk Svgs	200,609.54	249.91	0.00	0.00	0.00	200,859.45	200,609.54	200,859.45	249.91
07203QBR2	CD	Bay Cities Bk CD 0.500 12/12/14	249,000.00	0.00	0.00	0.00	0.00	249,000.00	249,350.09	249,000.00	(350.09)
57116AGN2	CD	Marlin Business Bk CD 0.400 01/20/15	249,000.00	0.00	0.00	0.00	0.00	249,000.00	249,077.94	249,038.84	(39.10)
17476NEE4	CD-IAM	Citizens Nat'l Bk CD 0.300 06/25/15	249,000.00	0.00	0.00	0.00	0.00	249,000.00	249,000.00	248,727.59	(272.41)
05568P3Q8	CD	BMW Bk CD 0.750 06/29/15	248,000.00	0.00	0.00	0.00	0.00	248,000.00	248,077.62	248,155.00	77.38
254671RL6	CD	Discover Bk CD 0.700 07/06/15	248,000.00	0.00	0.00	0.00	0.00	248,000.00	248,232.62	248,271.31	38.69
8595317H2	CD	Sterling Svgs Bk CD 0.650 07/06/15	248,000.00	0.00	0.00	0.00	0.00	248,000.00	248,116.31	248,232.62	116.31
149159HZ1	CD	Cathay Bk CD 0.550 07/27/15	249,000.00	0.00	0.00	0.00	0.00	249,000.00	249,389.19	249,466.88	77.69
39120VRD8	CD	Great Southern Bk CD 0.600 08/14/15	248,000.00	0.00	0.00	0.00	0.00	248,000.00	248,193.69	248,310.00	116.31
411394AM1	CD	Happy State Bk CD 0.500 08/21/15	248,000.00	0.00	0.00	0.00	0.00	248,000.00	248,155.00	248,271.31	116.31
892094CH4	CD	Town Bk CD 0.650 09/28/15	249,000.00	0.00	0.00	0.00	0.00	249,000.00	249,389.19	249,466.88	77.69
49306SSS6	CD	Key Bk CD 0.600 10/09/15	249,000.00	0.00	0.00	0.00	0.00	249,000.00	249,350.09	249,428.03	77.94
38147JH62	CD	Goldman Sachs CD 0.400 12/18/15	248,000.00	0.00	0.00	0.00	0.00	248,000.00	247,535.00	247,728.69	193.69
872278CB0	CD	TCF Bk CD 0.550 12/18/15	249,000.00	0.00	0.00	0.00	0.00	249,000.00	249,272.41	249,311.25	38.84
508176CF9	CD	Lake City Bk CD 0.550 01/29/16	249,000.00	0.00	0.00	0.00	0.00	249,000.00	249,077.94	249,116.78	38.84
87164DEH9	CD	Synovus Bk CD 0.500 04/04/16	248,000.00	0.00	0.00	0.00	0.00	248,000.00	247,651.31	247,651.31	0.00
06246PAL9	CD	Bk of Grove CD 0.500 04/08/16	249,000.00	0.00	0.00	0.00	0.00	249,000.00	248,611.06	248,571.97	(39.09)
06740KGJ0	CD	BARCLAYS Bk CD 0.450 04/25/16	248,000.00	0.00	0.00	0.00	0.00	248,000.00	247,341.31	247,341.31	0.00
337630AH0	CD	F1RSTRUST BK CD 0.500 06/06/16	249,000.00	0.00	0.00	0.00	0.00	249,000.00	249,000.00	248,144.19	(855.81)
509685EW9	CD	Lake Forest Bk & Trust CD 0.500 06/27/16	248,000.00	0.00	0.00	0.00	0.00	248,000.00	248,000.00	246,992.62	(1,007.38)
02006LGB3	CD	Ally Bk CD 0.850 08/08/16	248,000.00	0.00	0.00	0.00	0.00	248,000.00	248,000.00	247,690.00	(310.00)
87482VAA3	CD	Talmer Bk & Trust CD 0.700 08/08/16	249,000.00	0.00	0.00	0.00	0.00	249,000.00	249,000.00	248,066.25	(933.75)
71270QFL5	CD	People's United Bk CD 0.850 08/22/16	248,000.00	0.00	0.00	0.00	0.00	248,000.00	248,000.00	247,070.00	(930.00)
Total for Workers Compensation			8,862,066.86	4,863.92	(1,499,876.34)	0.00	0.00	7,367,054.44	8,862,887.63	7,364,107.27	(1,498,780.36)
Total for Carrollton-Farmers Branch ISD			178,728,553.55	42,805,964.18	(64,553,609.46)	366.20	0.00	156,981,274.47	178,727,427.32	156,978,414.10	(21,749,013.22)



Carrollton-Farmers Branch ISD

Earned Income

From 08/31/2014 to 11/30/2014

CUSIP	Security Type	Security Description	Beg. Accrued	Interest Earned	Interest Rec'd / Sold / Matured	Interest Purchased	Ending Accrued	Disc Accr / Prem Amort	Net Income
Activity Fund									
TEXPOOL	LGIP	TexPool	0.00	148.72	148.72	0.00	0.00	0.00	148.72
Total for Activity Fund			0.00	148.72	148.72	0.00	0.00	0.00	148.72
After The Bell									
TEXPOOL	LGIP	TexPool	0.00	232.91	232.91	0.00	0.00	0.00	232.91
Total for After The Bell			0.00	232.91	232.91	0.00	0.00	0.00	232.91
Capital Projects 2008									
TEXPOOL	LGIP	TexPool	0.00	35.79	35.79	0.00	0.00	0.00	35.79
Total for Capital Projects 2008			0.00	35.79	35.79	0.00	0.00	0.00	35.79
Capital Projects 2012									
TEXPOOL	LGIP	TexPool	0.00	360.81	360.81	0.00	0.00	0.00	360.81
Total for Capital Projects 2012			0.00	360.81	360.81	0.00	0.00	0.00	360.81
Capital Projects 2013									
TEXPOOL	LGIP	TexPool	0.00	1,824.63	1,824.63	0.00	0.00	0.00	1,824.63
CDAR-3872	CD-IAM	Town North Bk CDARS 0.450 11/06/14	36,739.73	8,238.27	44,978.00	0.00	0.00	0.00	8,238.27
CDAR-0703	CD-IAM	Town North Bk CDARS 0.450 11/13/14	35,876.71	9,101.28	44,977.99	0.00	0.00	0.00	9,101.28
CDAR-7268	CD-IAM	Town North Bk CDARS 0.500 11/05/15	0.00	3,424.66	0.00	0.00	3,424.66	0.00	3,424.66
CDAR-9824	CD-IAM	Town North Bk CDARS 0.500 11/19/15	0.00	753.42	0.00	0.00	753.42	0.00	753.42
Total for Capital Projects 2013			72,616.44	23,342.26	91,780.62	0.00	4,178.08	0.00	23,342.26



Carrollton-Farmers Branch ISD

Earned Income

From 08/31/2014 to 11/30/2014

CUSIP	Security Type	Security Description	Beg. Accrued	Interest Earned	Interest Rec'd / Sold / Matured	Interest Purchased	Ending Accrued	Disc Accr / Prem Amort	Net Income
City of Irving TIF #1									
TEXPOOL	LGIP	TexPool	0.00	1,486.26	1,486.26	0.00	0.00	0.00	1,486.26
CDAR-5746	CD-IAM	Town North Bk CDARS 0.500 08/20/15	1,506.85	12,465.75	0.00	0.00	13,972.60	0.00	12,465.75
CDAR-9262	CD-IAM	Town North Bk CDARS 0.500 08/27/15	273.97	6,232.88	0.00	0.00	6,506.85	0.00	6,232.88
Total for City of Irving TIF #1			1,780.82	20,184.89	1,486.26	0.00	20,479.45	0.00	20,184.89
Debt Service									
TEXPOOL	LGIP	TexPool	0.00	14.83	14.83	0.00	0.00	0.00	14.83
Total for Debt Service			0.00	14.83	14.83	0.00	0.00	0.00	14.83
Farmers Branch TIF #1									
TEXPOOL	LGIP	TexPool	0.00	542.57	542.57	0.00	0.00	0.00	542.57
Total for Farmers Branch TIF #1			0.00	542.57	542.57	0.00	0.00	0.00	542.57
Farmers Branch TIF #2									
TEXPOOL	LGIP	TexPool	0.00	10.29	10.29	0.00	0.00	0.00	10.29
Total for Farmers Branch TIF #2			0.00	10.29	10.29	0.00	0.00	0.00	10.29
Food Service									
TEXPOOL	LGIP	TexPool	0.00	6.37	6.37	0.00	0.00	0.00	6.37
Total for Food Service			0.00	6.37	6.37	0.00	0.00	0.00	6.37



Carrollton-Farmers Branch ISD

Earned Income

From 08/31/2014 to 11/30/2014

CUSIP	Security Type	Security Description	Beg. Accrued	Interest Earned	Interest Rec'd / Sold / Matured	Interest Purchased	Ending Accrued	Disc Accr / Prem Amort	Net Income
General Fund									
LNSTGOV	LGIP	LoneStar Govt O/N	0.00	216.33	216.33	0.00	0.00	0.00	216.33
MSGXX	MMF	Morgan Stanley Govt Port MM	0.00	186.80	186.80	0.00	0.00	0.00	186.80
TEXPOOL	LGIP	TexPool	0.00	2,078.77	2,078.77	0.00	0.00	0.00	2,078.77
TEXSTAR	LGIP	TexSTAR	0.00	147.99	147.99	0.00	0.00	0.00	147.99
WF-CFB	BANK DEP	Wells Fargo	0.00	5,263.94	5,263.94	0.00	0.00	0.00	5,263.94
CDAR-3731	CD-IAM	Town North Bk CDARS 0.450 09/11/14	56,992.18	1,742.21	58,734.39	0.00	0.00	0.00	1,742.21
CDAR-6242	CD-IAM	Town North Bk CDARS 0.500 09/10/15	0.00	11,095.89	0.00	0.00	11,095.89	0.00	11,095.89
CDAR-0496	CD-IAM	Town North Bk CDARS 0.500 09/17/15	0.00	5,068.49	0.00	0.00	5,068.49	0.00	5,068.49
3134G4QK7	AGCY CALL	FHLMC 0.350 12/31/15	2,965.28	4,375.00	0.00	0.00	7,340.28	366.20	4,741.20
3133EDE81	AGCY CALL	FFCB 0.420 01/28/16	770.00	1,190.00	1,960.00	0.00	0.00	0.00	1,190.00
3130A1R26	AGCY CALL	FHLB 0.500 05/13/16	3,000.00	2,000.00	5,000.00	0.00	0.00	0.00	2,000.00
Total for General Fund			63,727.46	33,365.42	73,588.22	0.00	23,504.66	366.20	33,731.62



Carrollton-Farmers Branch ISD

Earned Income

From 08/31/2014 to 11/30/2014

CUSIP	Security Type	Security Description	Beg. Accrued	Interest Earned	Interest Rec'd / Sold / Matured	Interest Purchased	Ending Accrued	Disc Accr / Prem Amort	Net Income
Workers Compensation									
MS-CFB	BANK DEP	Morgan Stanley Bk	0.00	0.05	0.05	0.00	0.00	0.00	0.05
TEXPOOL	LGIP	TexPool	0.00	163.40	163.40	0.00	0.00	0.00	163.40
TNB-SVGS	BANK DEP	Town North Bk Svgs	0.00	249.91	249.91	0.00	0.00	0.00	249.91
07203QBR2	CD	Bay Cities Bk CD 0.500 12/12/14	68.22	310.40	313.81	0.00	64.81	0.00	310.40
57116AGN2	CD	Marlin Business Bk CD 0.400 01/20/15	125.52	248.32	0.00	0.00	373.84	0.00	248.32
17476NEE4	CD-IAM	Citizens Natl Bk CD 0.300 06/25/15	139.17	186.24	0.00	0.00	325.41	0.00	186.24
05568P3Q8	CD	BMW Bk CD 0.750 06/29/15	326.14	463.72	0.00	0.00	789.86	0.00	463.72
254671RL6	CD	Discover Bk CD 0.700 07/06/15	285.37	432.81	0.00	0.00	718.18	0.00	432.81
8595317H2	CD	Sterling Svgs Bk CD 0.650 07/06/15	264.99	401.89	0.00	0.00	666.88	0.00	401.89
149159HZ1	CD	Cathay Bk CD 0.550 07/27/15	22.51	341.43	345.18	0.00	18.76	0.00	341.43
39120VRD8	CD	Great Southern Bk CD 0.600 08/14/15	73.38	370.98	0.00	0.00	444.36	0.00	370.98
411394AM1	CD	Happy State Bk CD 0.500 08/21/15	37.37	309.16	312.56	0.00	33.97	0.00	309.16
892094CH4	CD	Town Bk CD 0.650 09/28/15	696.18	403.51	815.90	0.00	283.79	0.00	403.51
49306SSS6	CD	Key Bk CD 0.600 10/09/15	593.51	372.48	749.05	0.00	216.94	0.00	372.48
38147JH62	CD	Goldman Sachs CD 0.400 12/18/15	203.84	247.32	0.00	0.00	451.16	0.00	247.32
872278CB0	CD	TCF Bk CD 0.550 12/18/15	281.40	341.44	0.00	0.00	622.84	0.00	341.44
508176CF9	CD	Lake City Bk CD 0.550 01/29/16	11.26	341.42	228.87	0.00	123.81	0.00	341.42
87164DEH9	CD	Synovus Bk CD 0.500 04/04/16	509.59	309.15	621.70	0.00	197.04	0.00	309.15
06246PAL9	CD	Bk of Grove CD 0.500 04/08/16	81.86	310.40	313.81	0.00	78.45	0.00	310.40
06740KGJ0	CD	BARCLAYS Bk CD 0.450 04/25/16	394.42	278.24	559.53	0.00	113.13	0.00	278.24
337630AH0	CD	F1RSTRUST BK CD 0.500 06/06/16	88.68	310.40	313.81	0.00	85.27	0.00	310.40
509685EW9	CD	Lake Forest Bk & Trust CD 0.500 06/27/16	224.22	309.15	0.00	0.00	533.37	0.00	309.15
02006LGB3	CD	Ally Bk CD 0.850 08/08/16	138.61	525.55	0.00	0.00	664.16	0.00	525.55
87482VAA3	CD	Talmer Bk & Trust CD 0.700 08/08/16	114.61	434.55	0.00	0.00	549.16	0.00	434.55
71270QFL5	CD	People's United Bk CD 0.850 08/22/16	57.75	525.56	0.00	0.00	583.31	0.00	525.56
Total for Workers Compensation			4,738.60	8,187.48	4,987.58	0.00	7,938.50	0.00	8,187.48
Total for Carrollton-Farmers Branch ISD			142,863.32	86,432.34	173,194.97	0.00	56,100.69	366.20	86,798.54



Carrollton-Farmers Branch ISD
Investment Transactions
 From 09/01/2014 to 11/30/2014

Trade Date	Settle Date	CUSIP	Security Type	Security Description	Coupon	Mty Date	Call Date	Par Value	Price	Principal Amount	Int Purchased / Received	Total Amount	Realized Gain / Loss	YTM	YTW
Capital Projects 2013															
Maturities															
11/06/14	11/06/14	CDAR-3872	CD-IAM	Town North Bk CDARS	0.450	11/06/14		10,000,000.00	100.000	10,000,000.00	44,876.71	10,044,876.71		0.450	
11/13/14	11/13/14	CDAR-0703	CD-IAM	Town North Bk CDARS	0.450	11/13/14		10,000,000.00	100.000	10,000,000.00	44,876.71	10,044,876.71		0.450	
Total for: Maturities								20,000,000.00		20,000,000.00	89,753.42	20,089,753.42		0.450	
Purchases															
11/06/14	11/06/14	CDAR-7268	CD-IAM	Town North Bk CDARS	0.500	11/05/15		10,000,000.00	100.000	10,000,000.00	0.00	10,000,000.00		0.500	0.500
11/20/14	11/20/14	CDAR-9824	CD-IAM	Town North Bk CDARS	0.500	11/19/15		5,000,000.00	100.000	5,000,000.00	0.00	5,000,000.00		0.500	0.500
Total for: Purchases								15,000,000.00		15,000,000.00	0.00	15,000,000.00		0.500	0.500
Income Payments															
11/06/14	11/06/14	CDAR-3872	CD-IAM	Town North Bk CDARS	0.450	11/06/14				0.00	101.29	101.29			
11/13/14	11/13/14	CDAR-0703	CD-IAM	Town North Bk CDARS	0.450	11/13/14				0.00	101.28	101.28			
Total for: Income Payments										0.00	202.57	202.57			



Carrollton-Farmers Branch ISD
Investment Transactions
 From 09/01/2014 to 11/30/2014

Trade Date	Settle Date	CUSIP	Security Type	Security Description	Coupon	Mty Date	Call Date	Par Value	Price	Principal Amount	Int Purchased / Received	Total Amount	Realized Gain / Loss	YTM	YTW
General Fund															
Calls															
10/21/14	10/22/14	3133EDE81	AGCY CALL	FFCB	0.420	01/28/16	10/22/14	2,000,000.00	100.000	2,000,000.00	1,960.00	2,001,960.00		0.420	0.420
11/12/14	11/13/14	3130A1R26	AGCY CALL	FHLB	0.500	05/13/16	11/13/14	2,000,000.00	100.000	2,000,000.00	0.00	2,000,000.00		0.500	0.500
Total for: Calls								4,000,000.00		4,000,000.00	1,960.00	4,001,960.00		0.460	0.460
Maturities															
09/11/14	09/11/14	CDAR-3731	CD-IAM	Town North Bk CDARS	0.450	09/11/14		13,058,471.59	100.000	13,058,471.59	58,602.13	13,117,073.72		0.450	
Total for: Maturities								13,058,471.59		13,058,471.59	58,602.13	13,117,073.72		0.450	
Purchases															
09/11/14	09/11/14	CDAR-6242	CD-IAM	Town North Bk CDARS	0.500	09/10/15		10,000,000.00	100.000	10,000,000.00	0.00	10,000,000.00		0.500	0.500
09/18/14	09/18/14	CDAR-0496	CD-IAM	Town North Bk CDARS	0.500	09/17/15		5,000,000.00	100.000	5,000,000.00	0.00	5,000,000.00		0.500	0.500
Total for: Purchases								15,000,000.00		15,000,000.00	0.00	15,000,000.00		0.500	0.500
Income Payments															
09/11/14	09/11/14	CDAR-3731	CD-IAM	Town North Bk CDARS	0.450	09/11/14				0.00	132.26	132.26			
11/13/14	11/13/14	3130A1R26	AGCY CALL	FHLB	0.500	05/13/16				0.00	5,000.00	5,000.00			
Total for: Income Payments										0.00	5,132.26	5,132.26			



Carrollton-Farmers Branch ISD
Investment Transactions
 From 09/01/2014 to 11/30/2014

Trade Date	Settle Date	CUSIP	Security Type	Security Description	Coupon	Mty Date	Call Date	Par Value	Price	Principal Amount	Int Purchased / Received	Total Amount	Realized Gain / Loss	YTM	YTW
Workers Compensation															
Income Payments															
09/08/14	09/06/14	337630AH0	CD	F1RSTRUST BK CD	0.500	06/06/16				0.00	105.74	105.74			
09/09/14	09/08/14	06246PAL9	CD	Bk of Grove CD	0.500	04/08/16				0.00	105.74	105.74			
09/12/14	09/12/14	07203QBR2	CD	Bay Cities Bk CD	0.500	12/12/14				0.00	105.74	105.74			
09/22/14	09/21/14	411394AM1	CD	Happy State Bk CD	0.500	08/21/15				0.00	105.32	105.32			
09/26/14	09/26/14	149159HZ1	CD	Cathay Bk CD	0.550	07/27/15				0.00	116.31	116.31			
09/29/14	09/28/14	892094CH4	CD	Town Bk CD	0.650	09/28/15				0.00	815.90	815.90			
10/01/14	09/29/14	508176CF9	CD	Lake City Bk CD	0.550	01/29/16				0.00	116.31	116.31			
10/03/14	10/04/14	87164DEH9	CD	Synovus Bk CD	0.500	04/04/16				0.00	621.70	621.70			
10/06/14	10/06/14	337630AH0	CD	F1RSTRUST BK CD	0.500	06/06/16				0.00	102.33	102.33			
10/09/14	10/08/14	06246PAL9	CD	Bk of Grove CD	0.500	04/08/16				0.00	102.33	102.33			
10/09/14	10/09/14	49306SSS6	CD	Key Bk CD	0.600	10/09/15				0.00	749.05	749.05			
10/13/14	10/12/14	07203QBR2	CD	Bay Cities Bk CD	0.500	12/12/14				0.00	102.33	102.33			
10/21/14	10/21/14	411394AM1	CD	Happy State Bk CD	0.500	08/21/15				0.00	101.92	101.92			
10/23/14	10/25/14	06740KGJ0	CD	BARCLAYS Bk CD	0.450	04/25/16				0.00	559.53	559.53			
10/27/14	10/26/14	149159HZ1	CD	Cathay Bk CD	0.550	07/27/15				0.00	112.56	112.56			
10/29/14	10/29/14	508176CF9	CD	Lake City Bk CD	0.550	01/29/16				0.00	112.56	112.56			
11/06/14	11/06/14	337630AH0	CD	F1RSTRUST BK CD	0.500	06/06/16				0.00	105.74	105.74			
11/09/14	10/09/14	49306SSS6	CD	Key Bk CD	0.600	10/09/15				0.00	749.05	749.05			
11/09/14	10/08/14	06246PAL9	CD	Bk of Grove CD	0.500	04/08/16				0.00	102.33	102.33			
11/09/14	10/08/14	06246PAL9	CD	Bk of Grove CD	0.500	04/08/16				0.00	(102.33)	(102.33)			
11/09/14	10/09/14	49306SSS6	CD	Key Bk CD	0.600	10/09/15				0.00	(749.05)	(749.05)			
11/10/14	11/08/14	06246PAL9	CD	Bk of Grove CD	0.500	04/08/16				0.00	105.74	105.74			
11/12/14	11/12/14	07203QBR2	CD	Bay Cities Bk CD	0.500	12/12/14				0.00	105.74	105.74			
11/21/14	11/21/14	411394AM1	CD	Happy State Bk CD	0.500	08/21/15				0.00	105.32	105.32			
11/26/14	11/26/14	149159HZ1	CD	Cathay Bk CD	0.550	07/27/15				0.00	116.31	116.31			
Total for: Income Payments										0.00	4,574.22	4,574.22			



Carrollton-Farmers Branch ISD
Investment Transactions
From 09/01/2014 to 11/30/2014

Trade Date	Settle Date	CUSIP	Security Type	Security Description	Coupon	Mty Date	Call Date	Par Value	Price	Principal Amount	Int Purchased / Received	Total Amount	Realized Gain / Loss	YTM	YTW
------------	-------------	-------	---------------	----------------------	--------	----------	-----------	-----------	-------	------------------	--------------------------	--------------	----------------------	-----	-----

Total for All Portfolios

Transaction Type	Quantity	Total Amount	Realized G/L	YTM	YTW
Total Calls	4,000,000.00	4,001,960.00		0.460	0.460
Total Maturities	33,058,471.59	33,206,827.14		0.450	
Total Purchases	30,000,000.00	30,000,000.00		0.500	0.500
Total Income Payments	0.00	9,909.05			



Carrollton-Farmers Branch ISD
Amortization and Accretion
 From 08/31/2014 to 11/30/2014

CUSIP	Settle Date	Security Type	Security Description	Next Call Date	Purchase Qty	Orig Price	Original Cost	Amrt/Accr for Period	Total Amrt/Accr Since Purch	Remaining Disc / Prem	Book Value
Capital Projects 2013											
CDAR-3872	11/07/13	CD-IAM	Town North Bk CDARS 0.450 11/06/14		0.00	100.000	0.00	0.00	0.00	0.00	0.00
CDAR-0703	11/14/13	CD-IAM	Town North Bk CDARS 0.450 11/13/14		0.00	100.000	0.00	0.00	0.00	0.00	0.00
CDAR-7268	11/06/14	CD-IAM	Town North Bk CDARS 0.500 11/05/15		10,000,000.00	100.000	10,000,000.00	0.00	0.00	0.00	10,000,000.00
CDAR-9824	11/20/14	CD-IAM	Town North Bk CDARS 0.500 11/19/15		5,000,000.00	100.000	5,000,000.00	0.00	0.00	0.00	5,000,000.00
Total for Capital Projects 2013					15,000,000.00		15,000,000.00	0.00	0.00	0.00	15,000,000.00
City of Irving TIF #1											
CDAR-5746	08/21/14	CD-IAM	Town North Bk CDARS 0.500 08/20/15		10,000,000.00	100.000	10,000,000.00	0.00	0.00	0.00	10,000,000.00
CDAR-9262	08/28/14	CD-IAM	Town North Bk CDARS 0.500 08/27/15		5,000,000.00	100.000	5,000,000.00	0.00	0.00	0.00	5,000,000.00
Total for City of Irving TIF #1					15,000,000.00		15,000,000.00	0.00	0.00	0.00	15,000,000.00
General Fund											
CDAR-3731	09/12/13	CD-IAM	Town North Bk CDARS 0.450 09/11/14		0.00	100.000	0.00	0.00	0.00	0.00	0.00
CDAR-6242	09/11/14	CD-IAM	Town North Bk CDARS 0.500 09/10/15		10,000,000.00	100.000	10,000,000.00	0.00	0.00	0.00	10,000,000.00
CDAR-0496	09/18/14	CD-IAM	Town North Bk CDARS 0.500 09/17/15		5,000,000.00	100.000	5,000,000.00	0.00	0.00	0.00	5,000,000.00
3134G4QK7	01/08/14	AGCY CALL	FHLMC 0.350 12/31/15	12/31/14	5,000,000.00	99.942	4,997,100.00	366.20	1,313.20	1,586.80	4,998,413.20
3133EDE81	01/28/14	AGCY CALL	FFCB 0.420 01/28/16		0.00	100.000	0.00	0.00	0.00	0.00	0.00
3130A1R26	05/13/14	AGCY CALL	FHLB 0.500 05/13/16	09/13/14	0.00	100.000	0.00	0.00	0.00	0.00	0.00
Total for General Fund					20,000,000.00		19,997,100.00	366.20	1,313.20	1,586.80	19,998,413.20



Carrollton-Farmers Branch ISD
Amortization and Accretion
 From 08/31/2014 to 11/30/2014

CUSIP	Settle Date	Security Type	Security Description	Next Call Date	Purchase Qty	Orig Price	Original Cost	Amrt/Accr for Period	Total Amrt/Accr Since Purch	Remaining Disc / Prem	Book Value
Workers Compensation											
07203QBR2	12/12/12	CD	Bay Cities Bk CD 0.500 12/12/14		249,000.00	100.000	249,000.00	0.00	0.00	0.00	249,000.00
57116AGN2	07/17/13	CD	Marlin Business Bk CD 0.400 01/20/15		249,000.00	100.000	249,000.00	0.00	0.00	0.00	249,000.00
17476NEE4	06/25/14	CD-IAM	Citizens Nat'l Bk CD 0.300 06/25/15		249,000.00	100.000	249,000.00	0.00	0.00	0.00	249,000.00
05568P3Q8	06/28/13	CD	BMW Bk CD 0.750 06/29/15		248,000.00	100.000	248,000.00	0.00	0.00	0.00	248,000.00
254671RL6	07/03/13	CD	Discover Bk CD 0.700 07/06/15		248,000.00	100.000	248,000.00	0.00	0.00	0.00	248,000.00
8595317H2	07/03/13	CD	Sterling Svgs Bk CD 0.650 07/06/15		248,000.00	100.000	248,000.00	0.00	0.00	0.00	248,000.00
149159HZ1	07/26/13	CD	Cathay Bk CD 0.550 07/27/15		249,000.00	100.000	249,000.00	0.00	0.00	0.00	249,000.00
39120VRD8	08/14/13	CD	Great Southern Bk CD 0.600 08/14/15		248,000.00	100.000	248,000.00	0.00	0.00	0.00	248,000.00
411394AM1	08/21/13	CD	Happy State Bk CD 0.500 08/21/15		248,000.00	100.000	248,000.00	0.00	0.00	0.00	248,000.00
892094CH4	09/27/13	CD	Town Bk CD 0.650 09/28/15		249,000.00	100.000	249,000.00	0.00	0.00	0.00	249,000.00
49306SS56	10/09/13	CD	Key Bk CD 0.600 10/09/15		249,000.00	100.000	249,000.00	0.00	0.00	0.00	249,000.00
38147JH62	06/18/14	CD	Goldman Sachs CD 0.400 12/18/15		248,000.00	100.000	248,000.00	0.00	0.00	0.00	248,000.00
872278CB0	12/18/13	CD	TCF Bk CD 0.550 12/18/15		249,000.00	100.000	249,000.00	0.00	0.00	0.00	249,000.00
508176CF9	01/29/14	CD	Lake City Bk CD 0.550 01/29/16		249,000.00	100.000	249,000.00	0.00	0.00	0.00	249,000.00
87164DEH9	04/03/14	CD	Synovus Bk CD 0.500 04/04/16		248,000.00	100.000	248,000.00	0.00	0.00	0.00	248,000.00
06246PAL9	04/09/14	CD	Bk of Grove CD 0.500 04/08/16		249,000.00	100.000	249,000.00	0.00	0.00	0.00	249,000.00
06740KGJ0	04/23/14	CD	BARCLAYS Bk CD 0.450 04/25/16		248,000.00	100.000	248,000.00	0.00	0.00	0.00	248,000.00
337630AH0	06/06/14	CD	F1RSTRUST BK CD 0.500 06/06/16		249,000.00	100.000	249,000.00	0.00	0.00	0.00	249,000.00
509685EW9	06/27/14	CD	Lake Forest Bk & Trust CD 0.500 06/27/16		248,000.00	100.000	248,000.00	0.00	0.00	0.00	248,000.00
02006LGB3	08/07/14	CD	Ally Bk CD 0.850 08/08/16		248,000.00	100.000	248,000.00	0.00	0.00	0.00	248,000.00
87482VAA3	08/06/14	CD	Talmer Bk & Trust CD 0.700 08/08/16		249,000.00	100.000	249,000.00	0.00	0.00	0.00	249,000.00
71270QFL5	08/20/14	CD	People's United Bk CD 0.850 08/22/16		248,000.00	100.000	248,000.00	0.00	0.00	0.00	248,000.00
Total for Workers Compensation					5,467,000.00		5,467,000.00	0.00	0.00	0.00	5,467,000.00
Total for Carrollton-Farmers Branch ISD					55,467,000.00		55,464,100.00	366.20	1,313.20	1,586.80	55,465,413.20



Carrollton-Farmers Branch ISD
Projected Cash Flows
Cash Flows for next 180 days from 11/30/2014

CUSIP	Security Type	Security Description	Pay Date	Interest	Principal	Total Amount
General Fund						
3134G4QK7	AGCY CALL	FHLMC 0.350 12/31/15	12/31/14	8,750.00	0.00	8,750.00
3133EDE81	AGCY CALL	FFCB 0.420 01/28/16	01/28/15	4,200.00	0.00	4,200.00
3130A1R26	AGCY CALL	FHLB 0.500 05/13/16	05/13/15	5,000.00	0.00	5,000.00
Total for General Fund				17,950.00	0.00	17,950.00
Workers Compensation						
337630AH0	CD	F1RSTRUST BK CD 0.500 06/06/16	12/06/14	103.75	0.00	103.75
06246PAL9	CD	Bk of Grove CD 0.500 04/08/16	12/08/14	103.75	0.00	103.75
07203QBR2	CD	Bay Cities Bk CD 0.500 12/12/14	12/12/14	103.75	249,000.00	249,103.75
38147JH62	CD	Goldman Sachs CD 0.400 12/18/15	12/18/14	497.35	0.00	497.35
872278CB0	CD	TCF Bk CD 0.550 12/18/15	12/18/14	686.62	0.00	686.62
411394AM1	CD	Happy State Bk CD 0.500 08/21/15	12/21/14	101.91	0.00	101.91
149159HZ1	CD	Cathay Bk CD 0.550 07/27/15	12/26/14	114.12	0.00	114.12
509685EW9	CD	Lake Forest Bk & Trust CD 0.500 06/27/16	12/27/14	621.69	0.00	621.69
05568P3Q8	CD	BMW Bk CD 0.750 06/29/15	12/29/14	932.54	0.00	932.54
508176CF9	CD	Lake City Bk CD 0.550 01/29/16	12/29/14	112.56	0.00	112.56
254671RL6	CD	Discover Bk CD 0.700 07/06/15	01/03/15	868.00	0.00	868.00
8595317H2	CD	Sterling Svgs Bk CD 0.650 07/06/15	01/03/15	806.00	0.00	806.00
337630AH0	CD	F1RSTRUST BK CD 0.500 06/06/16	01/06/15	103.75	0.00	103.75
06246PAL9	CD	Bk of Grove CD 0.500 04/08/16	01/08/15	103.75	0.00	103.75
57116AGN2	CD	Marlin Business Bk CD 0.400 01/20/15	01/20/15	498.00	249,000.00	249,498.00
411394AM1	CD	Happy State Bk CD 0.500 08/21/15	01/21/15	105.31	0.00	105.31
149159HZ1	CD	Cathay Bk CD 0.550 07/27/15	01/26/15	114.12	0.00	114.12
508176CF9	CD	Lake City Bk CD 0.550 01/29/16	01/29/15	116.31	0.00	116.31
337630AH0	CD	F1RSTRUST BK CD 0.500 06/06/16	02/06/15	103.75	0.00	103.75
02006LGB3	CD	Ally Bk CD 0.850 08/08/16	02/08/15	1,054.00	0.00	1,054.00
06246PAL9	CD	Bk of Grove CD 0.500 04/08/16	02/08/15	103.75	0.00	103.75
87482VAA3	CD	Talmer Bk & Trust CD 0.700 08/08/16	02/08/15	871.50	0.00	871.50
39120VRD8	CD	Great Southern Bk CD 0.600 08/14/15	02/14/15	750.11	0.00	750.11
411394AM1	CD	Happy State Bk CD 0.500 08/21/15	02/21/15	105.31	0.00	105.31
71270QFL5	CD	People's United Bk CD 0.850 08/22/16	02/22/15	1,054.00	0.00	1,054.00
149159HZ1	CD	Cathay Bk CD 0.550 07/27/15	02/26/15	114.12	0.00	114.12
508176CF9	CD	Lake City Bk CD 0.550 01/29/16	02/28/15	112.56	0.00	112.56



Carrollton-Farmers Branch ISD
Projected Cash Flows
Cash Flows for next 180 days from 11/30/2014

CUSIP	Security Type	Security Description	Pay Date	Interest	Principal	Total Amount
Workers Compensation						
337630AH0	CD	F1RSTRUST BK CD 0.500 06/06/16	03/06/15	103.75	0.00	103.75
06246PAL9	CD	Bk of Grove CD 0.500 04/08/16	03/08/15	103.75	0.00	103.75
411394AM1	CD	Happy State Bk CD 0.500 08/21/15	03/21/15	95.12	0.00	95.12
149159HZ1	CD	Cathay Bk CD 0.550 07/27/15	03/26/15	114.12	0.00	114.12
892094CH4	CD	Town Bk CD 0.650 09/28/15	03/28/15	802.59	0.00	802.59
508176CF9	CD	Lake City Bk CD 0.550 01/29/16	03/29/15	108.80	0.00	108.80
87164DEH9	CD	Synovus Bk CD 0.500 04/04/16	04/04/15	620.00	0.00	620.00
337630AH0	CD	F1RSTRUST BK CD 0.500 06/06/16	04/06/15	103.75	0.00	103.75
06246PAL9	CD	Bk of Grove CD 0.500 04/08/16	04/08/15	103.75	0.00	103.75
49306SSS6	CD	Key Bk CD 0.600 10/09/15	04/09/15	744.95	0.00	744.95
411394AM1	CD	Happy State Bk CD 0.500 08/21/15	04/21/15	105.31	0.00	105.31
06740KGJ0	CD	BARCLAYS Bk CD 0.450 04/25/16	04/25/15	558.00	0.00	558.00
149159HZ1	CD	Cathay Bk CD 0.550 07/27/15	04/26/15	114.12	0.00	114.12
508176CF9	CD	Lake City Bk CD 0.550 01/29/16	04/29/15	116.31	0.00	116.31
337630AH0	CD	F1RSTRUST BK CD 0.500 06/06/16	05/06/15	103.75	0.00	103.75
06246PAL9	CD	Bk of Grove CD 0.500 04/08/16	05/08/15	103.75	0.00	103.75
411394AM1	CD	Happy State Bk CD 0.500 08/21/15	05/21/15	101.91	0.00	101.91
149159HZ1	CD	Cathay Bk CD 0.550 07/27/15	05/26/15	114.12	0.00	114.12
508176CF9	CD	Lake City Bk CD 0.550 01/29/16	05/29/15	112.56	0.00	112.56
Total for Workers Compensation				14,692.79	498,000.00	512,692.79



Carrollton-Farmers Branch ISD
Projected Cash Flows
Cash Flows for next 180 days from 11/30/2014

CUSIP	Security Type	Security Description	Pay Date	Interest	Principal	Total Amount
-------	---------------	----------------------	----------	----------	-----------	--------------

Total for All Portfolios

	December 2014	12,128.04	249,000.00	261,128.04
	January 2015	6,915.24	249,000.00	255,915.24
	February 2015	4,269.10	0.00	4,269.10
	March 2015	1,328.13	0.00	1,328.13
	April 2015	2,466.19	0.00	2,466.19
	May 2015	5,536.09	0.00	5,536.09
Total Projected Cash Flows for Carrollton-Farmers Branch ISD		32,642.79	498,000.00	530,642.79