



Investment Portfolio Summary

Carrollton-Farmers Branch ISD



Carrollton · Farmers Branch

Independent School District

••• An Innovative Leader in Learning •••

For the Quarter Ended

November 30, 2015

Report Name

- Certification Page
- Executive Summary
- Benchmark Comparison
- Detail of Security Holdings
- Change in Value
- Earned Income
- Investment Transactions
- Amortization and Accretion
- Projected Fixed Income Cash Flows

MARKET RECAP - NOVEMBER 2015:

The month of November kicked off with a bang as the employment report revealed the economy added +271k jobs during October, crushing the +185k median forecast and completely reversing the weakness of September's downwardly revised +137k increase. Adding to the report's strength, the unemployment rate fell to a 7½-year low of 5.0% and average hourly earnings rose +0.4%, boosting the year-over-year gain in earnings to +2.5%. The strong results quickly revived prospects for a December Fed rate hike and would color reactions to all other data and events for the rest of the month. The balance of economic data released during November took on the now familiar up and down, mixed pattern that has been in place for many months. Sales of automobiles, supported by low rates and easy credit, held just above 18 million annual units, flirting with all-time highs. Despite the strength in auto sales, the manufacturing sector continues to struggle, buffeted by a weak global economy and the strong dollar. The ISM manufacturing index fell to 50.1, just barely in expansion territory, while industrial production slipped -0.2% for a second straight month and capacity utilization remained at 77.5%. Durable goods orders posted a surprising +3.0% gain with the less volatile nondefense ex-aircraft figure gaining +1.3%. Conditions in the service sector were even better as the ISM non-manufacturing index surged to 59.1, within 1.2 points of an all-time high. Headline retail sales were a bit disappointing, growing a scant +0.1%, while the retail sales control group rose +0.2%. Inflation indicators remain tame as producer prices (PPI) fell -0.4% for October and consumer prices (CPI) gained +0.2%. Excluding food and energy, the core CPI held steady, advancing +0.2% for the month and +1.9% year-over-year. The Fed's preferred inflation gauge, the core PCE deflator, also held steady at +1.3% year-over-year. Housing data continued its saw-toothed pattern. Existing home sales followed up September's +4.7% gain by falling -3.4% in October to a 5.36 million unit annual pace. New home sales did just the opposite, reversing September's -11.5% plunge with a +10.7% increase. This volatile series has not been reliable of late and new home sales are not a major factor in the economy at this time. Rounding out the October data, a positive revision brought Q3 GDP up to +2.1% from the originally reported +1.5% annual rate.





The tragic Paris terrorist attacks brought yet another unexpected shock for financial markets, raising alarms about the economic impact of these events, the refugee crisis, and the ability of the global community to react. All of these will play out in time, but financial markets quickly moved on. As of this writing in early December, the FOMC appears poised to raise the overnight fed funds target rate by 25 basis points when it concludes its next meeting on December 16th. This widely expected action would come as a surprise to absolutely no one, having been well telegraphed for months. The path that follows is much less certain, however, and will depend on the economy's ability to weather the manufacturing slowdown that is in many respects the result of the anticipated Fed tightening and the dollar strength it has spawned as other developed nations continue to ease monetary policy. The two-year Treasury note yield closed the month at 0.93%, climbing 20 basis points from 0.73%. The ten-year T-note yield rose 7 basis points during the month to 2.21%.

For the Quarter Ended
November 30, 2015

This report is prepared for the **Carrollton-Farmers Branch ISD** (the "Entity") in accordance with Chapter 2256 of the Texas Public Funds Investment Act ("PFIA"). Section 2256.023(a) of the PFIA states that: "Not less than quarterly, the investment officer shall prepare and submit to the governing body of the entity a written report of the investment transactions for all funds covered by this chapter for the preceding reporting period." This report is signed by the Entity's investment officers and includes the disclosures required in the PFIA. To the extent possible, market prices have been obtained from independent pricing sources.

The investment portfolio complied with the PFIA and the Entity's approved Investment Policy and Strategy throughout the period. All investment transactions made in the portfolio during this period were made on behalf of the Entity and were made in full compliance with the PFIA and the approved Investment Policy.

Officer Names and Titles:

_____	
Name: Tonya Tillman	Title: Chief Financial Officer
_____	
Name: Mark Hyatt	Title: Associate Superintendent
_____	
Name: Steven Franks	Title: Accounting Director
_____	
Name: Scott Roderick	Title: Director of Financial Reporting

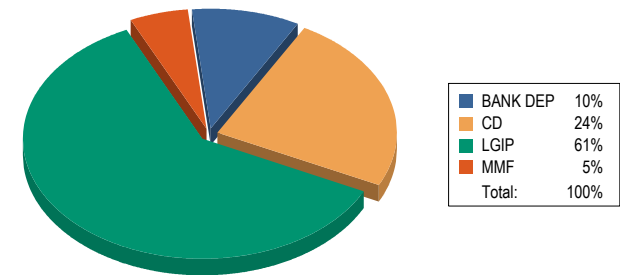
Account Summary

Allocation by Security Type

Beginning Values as of 08/31/15

Ending Values as of 11/30/15

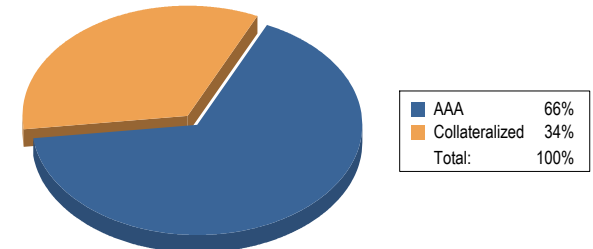
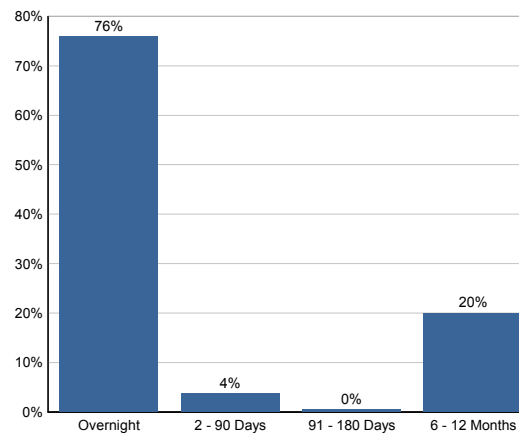
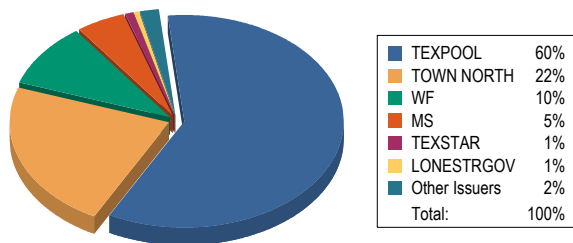
Par Value	159,697,559.89	156,210,988.87
Market Value	159,701,266.65	156,214,455.33
Book Value	159,697,559.89	156,210,988.87
Unrealized Gain/(Loss)	3,706.76	3,466.46
Market Value %	100.00%	100.00%
Weighted Avg. YTW	0.219%	0.213%
Weighted Avg. YTM	0.219%	0.213%



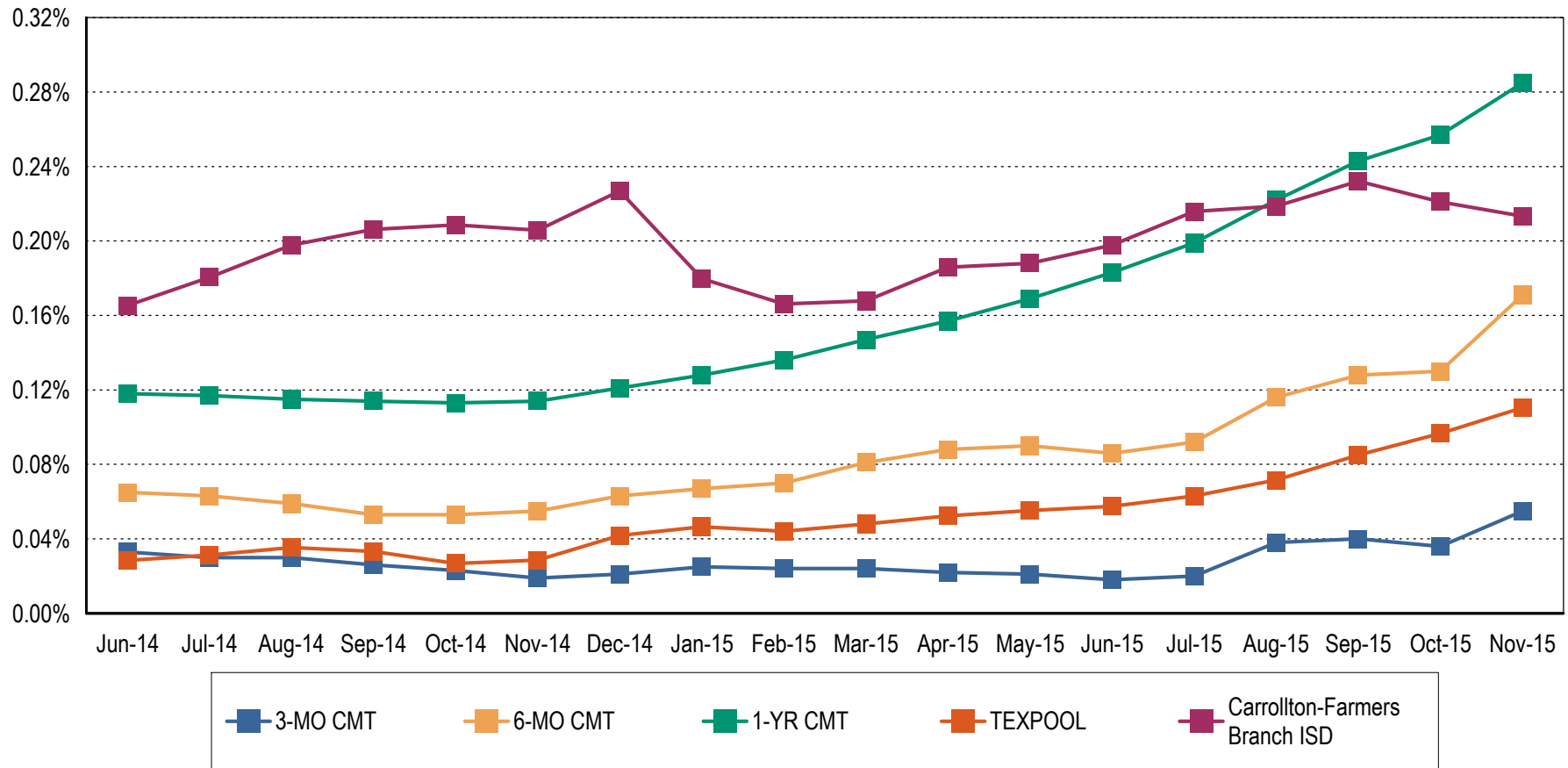
Allocation by Issuer

Maturity Distribution %

Credit Quality



Weighted Average Days to Maturity: 58



Note 1: CMT stands for Constant Maturity Treasury. This data is published in Federal Reserve Statistical Release H.15 and represents an average of all actively traded Treasury securities having that time remaining until maturity. This is a standard industry benchmark for Treasury securities. The CMT benchmarks are moving averages. The 3-month CMT is the daily average for the previous 3 months, the 6-month CMT is the daily average for the previous 6 months, and the 1-year and 2-year CMT's are the daily averages for the previous 12-months.

Note 2: Benchmark data for TexPool is the monthly average yield.



Carrollton-Farmers Branch ISD
Detail of Security Holdings
 As of 11/30/2015

CUSIP	Settle Date	Sec. Type	Sec. Description	CPN	Mty Date	Next Call	Call Type	Par Value	Purch Price	Orig Cost	Book Value	Mkt Price	Market Value	Days to Mty	Days to Call	YTM	YTW
Activity Fund																	
TEXPOOL		LGIP	TexPool					2,000,476.97	100.000	2,000,476.97	2,000,476.97	100.000	2,000,476.97	1		0.111	0.111
Total for Activity Fund								2,000,476.97	100.000	2,000,476.97	2,000,476.97	100.000	2,000,476.97	1		0.111	0.111
After The Bell																	
TEXPOOL		LGIP	TexPool					551,916.75	100.000	551,916.75	551,916.75	100.000	551,916.75	1		0.111	0.111
CDAR34642	12/11/14	CD-IAM	Town North Bk CDARS	0.500	12/10/15			3,000,000.00	100.000	3,000,000.00	3,000,000.00	100.000	3,000,000.00	10		0.500	0.500
Total for After The Bell								3,551,916.75	100.000	3,551,916.75	3,551,916.75	100.000	3,551,916.75	9		0.439	0.439
Capital Projects 2008																	
TEXPOOL		LGIP	TexPool					62,566.47	100.000	62,566.47	62,566.47	100.000	62,566.47	1		0.111	0.111
Total for Capital Projects 2008								62,566.47	100.000	62,566.47	62,566.47	100.000	62,566.47	1		0.111	0.111
Capital Projects 2012																	
TEXPOOL		LGIP	TexPool					4,834.80	100.000	4,834.80	4,834.80	100.000	4,834.80	1		0.111	0.111
Total for Capital Projects 2012								4,834.80	100.000	4,834.80	4,834.80	100.000	4,834.80	1		0.111	0.111
Capital Projects 2013																	
TEXPOOL		LGIP	TexPool					23,685,267.51	100.000	23,685,267.51	23,685,267.51	100.000	23,685,267.51	1		0.111	0.111
CDAR-8297	11/05/15	CD-IAM	Town North Bk CDARS	0.500	11/03/16			5,000,000.00	100.000	5,000,000.00	5,000,000.00	100.000	5,000,000.00	339		0.500	0.500
Total for Capital Projects 2013								28,685,267.51	100.000	28,685,267.51	28,685,267.51	100.000	28,685,267.51	60		0.178	0.178

CUSIP	Settle Date	Sec. Type	Sec. Description	CPN	Mty Date	Next Call	Call Type	Par Value	Purch Price	Orig Cost	Book Value	Mkt Price	Market Value	Days to Mty	Days to Call	YTM	YTW
City of Irving TIF #1																	
TEXPOOL		LGIP	TexPool					28,191,154.24	100.000	28,191,154.24	28,191,154.24	100.000	28,191,154.24	1		0.111	0.111
CDAR-5385	08/20/15	CD-IAM	Town North Bk CDARS	0.500	08/18/16			10,000,000.00	100.000	10,000,000.00	10,000,000.00	100.000	10,000,000.00	262		0.500	0.500
Total for City of Irving TIF #1								38,191,154.24	100.000	38,191,154.24	38,191,154.24	100.000	38,191,154.24	69		0.212	0.212
Debt Service																	
TEXPOOL		LGIP	TexPool					9,856,290.04	100.000	9,856,290.04	9,856,290.04	100.000	9,856,290.04	1		0.111	0.111
Total for Debt Service								9,856,290.04	100.000	9,856,290.04	9,856,290.04	100.000	9,856,290.04	1		0.111	0.111
Farmers Branch TIF #1																	
TEXPOOL		LGIP	TexPool					7,865,298.34	100.000	7,865,298.34	7,865,298.34	100.000	7,865,298.34	1		0.111	0.111
Total for Farmers Branch TIF #1								7,865,298.34	100.000	7,865,298.34	7,865,298.34	100.000	7,865,298.34	1		0.111	0.111
Farmers Branch TIF #2																	
TEXPOOL		LGIP	TexPool					178,308.86	100.000	178,308.86	178,308.86	100.000	178,308.86	1		0.111	0.111
Total for Farmers Branch TIF #2								178,308.86	100.000	178,308.86	178,308.86	100.000	178,308.86	1		0.111	0.111
Food Service																	
TEXPOOL		LGIP	TexPool					223,507.31	100.000	223,507.31	223,507.31	100.000	223,507.31	1		0.111	0.111
Total for Food Service								223,507.31	100.000	223,507.31	223,507.31	100.000	223,507.31	1		0.111	0.111

CUSIP	Settle Date	Sec. Type	Sec. Description	CPN	Mty Date	Next Call	Call Type	Par Value	Purch Price	Orig Cost	Book Value	Mkt Price	Market Value	Days to Mty	Days to Call	YTM	YTW
General Fund																	
LNSTGOV		LGIP	LoneStar Govt O/N					1,002,255.09	100.000	1,002,255.09	1,002,255.09	100.000	1,002,255.09	1		0.090	0.090
MS-CFB		BANK DEP	Morgan Stanley Bk					15.08	100.000	15.08	15.08	100.000	15.08	1		0.010	0.010
MSGXX		MMF	Morgan Stanley Govt Port MM					8,033,040.72	100.000	8,033,040.72	8,033,040.72	100.000	8,033,040.72	1		0.040	0.040
TEXPOOL		LGIP	TexPool					18,981,830.83	100.000	18,981,830.83	18,981,830.83	100.000	18,981,830.83	1		0.111	0.111
TEXSTAR		LGIP	TexSTAR					1,095,250.18	100.000	1,095,250.18	1,095,250.18	100.000	1,095,250.18	1		0.116	0.116
WF-CFB		BANK DEP	Wells Fargo					15,066,561.26	100.000	15,066,561.26	15,066,561.26	100.000	15,066,561.26	1		0.220	0.220
CDAR-5847	09/10/15	CD-IAM	Town North Bk CDARS	0.500	09/08/16			10,000,000.00	100.000	10,000,000.00	10,000,000.00	100.000	10,000,000.00	283		0.500	0.500
CDAR-0337	09/17/15	CD-IAM	Town North Bk CDARS	0.500	09/15/16			5,000,000.00	100.000	5,000,000.00	5,000,000.00	100.000	5,000,000.00	290		0.500	0.500
Total for General Fund								59,178,953.16	100.000	59,178,953.16	59,178,953.16	100.000	59,178,953.16	73		0.227	0.227
Workers Compensation																	
DCB-MMC		BANK DEP	DallasCapitalBank					201,866.04	100.000	201,866.04	201,866.04	100.000	201,866.04	1		0.500	0.500
GTBXX-CFB		MMF	Dreyfus Treas Prime MMF					32,736.50	100.000	32,736.50	32,736.50	100.000	32,736.50	1		0.010	0.010
MS-CFB		BANK DEP	Morgan Stanley Bk					1,982.57	100.000	1,982.57	1,982.57	100.000	1,982.57	1		0.010	0.010
TEXPOOL		LGIP	TexPool					1,442,829.31	100.000	1,442,829.31	1,442,829.31	100.000	1,442,829.31	1		0.111	0.111
CDAR34642	12/11/14	CD-IAM	Town North Bk CDARS	0.500	12/10/15			2,000,000.00	100.000	2,000,000.00	2,000,000.00	100.000	2,000,000.00	10		0.500	0.500
38147JH62	06/18/14	CD	Goldman Sachs CD	0.400	12/18/15			248,000.00	100.000	248,000.00	248,000.00	100.010	248,023.81	18		0.400	0.400
872278CB0	12/18/13	CD	TCF Bk CD	0.550	12/18/15			249,000.00	100.000	249,000.00	249,000.00	100.015	249,038.10	18		0.550	0.550
508176CF9	01/29/14	CD	Lake City Bk CD	0.550	01/29/16			249,000.00	100.000	249,000.00	249,000.00	100.054	249,134.21	60		0.550	0.550
87164DEH9	04/03/14	CD	Synovus Bk CD	0.500	04/04/16			248,000.00	100.000	248,000.00	248,000.00	100.125	248,311.24	126		0.500	0.500
06246PAL9	04/09/14	CD	Bk of Grove CD	0.500	04/08/16			249,000.00	100.000	249,000.00	249,000.00	100.009	249,022.41	130		0.500	0.500
06740KGJ0	04/23/14	CD	Barclays Bk CD	0.450	04/25/16			248,000.00	100.000	248,000.00	248,000.00	100.115	248,286.44	147		0.450	0.450
337630AH0	06/06/14	CD	F1RSTRUST BK CD	0.500	06/06/16			249,000.00	100.000	249,000.00	249,000.00	100.139	249,346.86	189		0.500	0.500
509685EW9	06/27/14	CD	Lake Forest Bk & Trust CD	0.500	06/27/16			248,000.00	100.000	248,000.00	248,000.00	100.142	248,351.42	210		0.501	0.501
02006LGB3	08/07/14	CD	Ally Bk CD	0.850	08/08/16			248,000.00	100.000	248,000.00	248,000.00	100.296	248,734.08	252		0.850	0.850
87482VAA3	08/06/14	CD	Talmer Bk & Trust CD	0.700	08/08/16			249,000.00	100.000	249,000.00	249,000.00	100.194	249,483.56	252		0.700	0.700
71270QFL5	08/20/14	CD	People's United Bk CD	0.850	08/22/16			248,000.00	100.000	248,000.00	248,000.00	100.296	248,734.33	266		0.850	0.850
Total for Workers Compensation								6,412,414.42	100.000	6,412,414.42	6,412,414.42	100.054	6,415,880.88	68		0.443	0.443



Carrollton-Farmers Branch ISD
Detail of Security Holdings
 As of 11/30/2015

CUSIP	Settle Date	Sec. Type	Sec. Description	CPN	Mty Date	Next Call	Call Type	Par Value	Purch Price	Orig Cost	Book Value	Mkt Price	Market Value	Days to Mty	Days to Call	YTM	YTW	
Total for Carrollton-Farmers Branch ISD									156,210,988.87	100.000	156,210,988.87	156,210,988.87	100.002	156,214,455.33	59		0.213	0.213



Carrollton-Farmers Branch ISD
Change in Value
From 08/31/2015 to 11/30/2015

CUSIP	Security Type	Security Description	08/31/15 Book Value	Cost of Purchases	Maturities / Calls / Sales	Amortization / Accretion	Realized Gain/(Loss)	11/30/15 Book Value	08/31/15 Market Value	11/30/15 Market Value	Change in Mkt Value
Activity Fund											
TEXPOOL	LGIP	TexPool	0.00	2,000,476.97	0.00	0.00	0.00	2,000,476.97	0.00	2,000,476.97	2,000,476.97
Total for Activity Fund			0.00	2,000,476.97	0.00	0.00	0.00	2,000,476.97	0.00	2,000,476.97	2,000,476.97
After The Bell											
TEXPOOL	LGIP	TexPool	101,838.45	450,078.30	0.00	0.00	0.00	551,916.75	101,838.45	551,916.75	450,078.30
CDAR34642	CD-IAM	Town North Bk CDARS 0.500 12/10/15	3,000,000.00	0.00	0.00	0.00	0.00	3,000,000.00	3,000,000.00	3,000,000.00	0.00
Total for After The Bell			3,101,838.45	450,078.30	0.00	0.00	0.00	3,551,916.75	3,101,838.45	3,551,916.75	450,078.30
Capital Projects 2008											
TEXPOOL	LGIP	TexPool	100,191.28	12.70	(37,637.51)	0.00	0.00	62,566.47	100,191.28	62,566.47	(37,624.81)
Total for Capital Projects 2008			100,191.28	12.70	(37,637.51)	0.00	0.00	62,566.47	100,191.28	62,566.47	(37,624.81)
Capital Projects 2012											
TEXPOOL	LGIP	TexPool	2,805,093.30	15.60	(2,800,274.10)	0.00	0.00	4,834.80	2,805,093.30	4,834.80	(2,800,258.50)
Total for Capital Projects 2012			2,805,093.30	15.60	(2,800,274.10)	0.00	0.00	4,834.80	2,805,093.30	4,834.80	(2,800,258.50)
Capital Projects 2013											
TEXPOOL	LGIP	TexPool	18,763,235.51	16,977,916.27	(12,055,884.27)	0.00	0.00	23,685,267.51	18,763,235.51	23,685,267.51	4,922,032.00
CDAR-7268	CD-IAM	Town North Bk CDARS 0.500 11/05/15	10,000,000.00	0.00	(10,000,000.00)	0.00	0.00	0.00	10,000,000.00	0.00	(10,000,000.00)
CDAR-9824	CD-IAM	Town North Bk CDARS 0.500 11/19/15	5,000,000.00	0.00	(5,000,000.00)	0.00	0.00	0.00	5,000,000.00	0.00	(5,000,000.00)
CDAR-8297	CD-IAM	Town North Bk CDARS 0.500 11/03/16	0.00	5,000,000.00	0.00	0.00	0.00	5,000,000.00	0.00	5,000,000.00	5,000,000.00
Total for Capital Projects 2013			33,763,235.51	21,977,916.27	(27,055,884.27)	0.00	0.00	28,685,267.51	33,763,235.51	28,685,267.51	(5,077,968.00)



Carrollton-Farmers Branch ISD
Change in Value
From 08/31/2015 to 11/30/2015

CUSIP	Security Type	Security Description	08/31/15 Book Value	Cost of Purchases	Maturities / Calls / Sales	Amortization / Accretion	Realized Gain/(Loss)	11/30/15 Book Value	08/31/15 Market Value	11/30/15 Market Value	Change in Mkt Value
City of Irving TIF #1											
TEXPOOL	LGIP	TexPool	32,691,117.53	2,460.27	(4,502,423.56)	0.00	0.00	28,191,154.24	32,691,117.53	28,191,154.24	(4,499,963.29)
CDAR-5385	CD-IAM	Town North Bk CDARS 0.500 08/18/16	10,000,000.00	0.00	0.00	0.00	0.00	10,000,000.00	10,000,000.00	10,000,000.00	0.00
Total for City of Irving TIF #1			42,691,117.53	2,460.27	(4,502,423.56)	0.00	0.00	38,191,154.24	42,691,117.53	38,191,154.24	(4,499,963.29)
Debt Service											
TEXPOOL	LGIP	TexPool	3,954,765.50	6,901,288.44	(999,763.90)	0.00	0.00	9,856,290.04	3,954,765.50	9,856,290.04	5,901,524.54
Total for Debt Service			3,954,765.50	6,901,288.44	(999,763.90)	0.00	0.00	9,856,290.04	3,954,765.50	9,856,290.04	5,901,524.54
Farmers Branch TIF #1											
TEXPOOL	LGIP	TexPool	7,863,389.44	1,908.90	0.00	0.00	0.00	7,865,298.34	7,863,389.44	7,865,298.34	1,908.90
Total for Farmers Branch TIF #1			7,863,389.44	1,908.90	0.00	0.00	0.00	7,865,298.34	7,863,389.44	7,865,298.34	1,908.90
Farmers Branch TIF #2											
TEXPOOL	LGIP	TexPool	178,265.57	43.29	0.00	0.00	0.00	178,308.86	178,265.57	178,308.86	43.29
Total for Farmers Branch TIF #2			178,265.57	43.29	0.00	0.00	0.00	178,308.86	178,265.57	178,308.86	43.29
Food Service											
TEXPOOL	LGIP	TexPool	245,620.02	223,064.77	(245,177.48)	0.00	0.00	223,507.31	245,620.02	223,507.31	(22,112.71)
Total for Food Service			245,620.02	223,064.77	(245,177.48)	0.00	0.00	223,507.31	245,620.02	223,507.31	(22,112.71)



Carrollton-Farmers Branch ISD
Change in Value
From 08/31/2015 to 11/30/2015

CUSIP	Security Type	Security Description	08/31/15 Book Value	Cost of Purchases	Maturities / Calls / Sales	Amortization / Accretion	Realized Gain/(Loss)	11/30/15 Book Value	08/31/15 Market Value	11/30/15 Market Value	Change in Mkt Value
General Fund											
CASH-INT	BANK DEP	Cash	0.00	0.00	0.00	0.00	0.00	0.00	0.00	0.00	0.00
LNSTGOV	LGIP	LoneStar Govt O/N	1,002,027.87	227.22	0.00	0.00	0.00	1,002,255.09	1,002,027.87	1,002,255.09	227.22
MS-CFB	BANK DEP	Morgan Stanley Bk	15.08	0.00	0.00	0.00	0.00	15.08	15.08	15.08	0.00
MSGXX	MMF	Morgan Stanley Govt Port MM	8,032,239.77	800.95	0.00	0.00	0.00	8,033,040.72	8,032,239.77	8,033,040.72	800.95
TEXPOOL	LGIP	TexPool	19,149,166.59	8,313,831.79	(8,481,167.55)	0.00	0.00	18,981,830.83	19,149,166.59	18,981,830.83	(167,335.76)
TEXSTAR	LGIP	TexSTAR	1,094,954.48	295.70	0.00	0.00	0.00	1,095,250.18	1,094,954.48	1,095,250.18	295.70
WF-CFB	BANK DEP	Wells Fargo	15,058,401.50	8,159.76	0.00	0.00	0.00	15,066,561.26	15,058,401.50	15,066,561.26	8,159.76
CDAR-6242	CD-IAM	Town North Bk CDARS 0.500 09/10/15	10,000,000.00	0.00	(10,000,000.00)	0.00	0.00	0.00	10,000,000.00	0.00	(10,000,000.00)
CDAR-0496	CD-IAM	Town North Bk CDARS 0.500 09/17/15	5,000,000.00	0.00	(5,000,000.00)	0.00	0.00	0.00	5,000,000.00	0.00	(5,000,000.00)
CDAR-5847	CD-IAM	Town North Bk CDARS 0.500 09/08/16	0.00	10,000,000.00	0.00	0.00	0.00	10,000,000.00	0.00	10,000,000.00	10,000,000.00
CDAR-0337	CD-IAM	Town North Bk CDARS 0.500 09/15/16	0.00	5,000,000.00	0.00	0.00	0.00	5,000,000.00	0.00	5,000,000.00	5,000,000.00
Total for General Fund			59,336,805.29	23,323,315.42	(23,481,167.55)	0.00	0.00	59,178,953.16	59,336,805.29	59,178,953.16	(157,852.13)



Carrollton-Farmers Branch ISD
Change in Value
 From 08/31/2015 to 11/30/2015

CUSIP	Security Type	Security Description	08/31/15 Book Value	Cost of Purchases	Maturities / Calls / Sales	Amortization / Accretion	Realized Gain/(Loss)	11/30/15 Book Value	08/31/15 Market Value	11/30/15 Market Value	Change in Mkt Value
Workers Compensation											
CASH-INT	BANK DEP	Cash	0.00	0.00	0.00	0.00	0.00	0.00	0.00	0.00	0.00
DCB-MMC	BANK DEP	DallasCapitalBank	0.00	201,866.06	0.00	0.00	0.00	201,866.04	0.00	201,866.04	201,866.04
GTBXX-CFB	MMF	Dreyfus Treas Prime MMF	29,013.08	3,723.42	0.00	0.00	0.00	32,736.50	29,013.08	32,736.50	3,723.42
MS-CFB	BANK DEP	Morgan Stanley Bk	1,982.52	0.05	0.00	0.00	0.00	1,982.57	1,982.52	1,982.57	0.05
TEXPOOL	LGIP	TexPool	193,627.79	1,249,201.52	0.00	0.00	0.00	1,442,829.31	193,627.79	1,442,829.31	1,249,201.52
TNB-SVGS	BANK DEP	Town North Bk Svgs	201,614.61	251.43	(201,866.04)	0.00	0.00	0.00	201,614.61	0.00	(201,614.61)
892094CH4	CD	Town Bk CD 0.650 09/28/15	249,000.00	0.00	(249,000.00)	0.00	0.00	0.00	249,085.16	0.00	(249,085.16)
49306SS56	CD	Key Bk CD 0.600 10/09/15	249,000.00	0.00	(249,000.00)	0.00	0.00	0.00	249,107.07	0.00	(249,107.07)
CDAR34642	CD-IAM	Town North Bk CDARS 0.500 12/10/15	2,000,000.00	0.00	0.00	0.00	0.00	2,000,000.00	2,000,000.00	2,000,000.00	0.00
38147JH62	CD	Goldman Sachs CD 0.400 12/18/15	248,000.00	0.00	0.00	0.00	0.00	248,000.00	248,086.80	248,023.81	(62.99)
872278CB0	CD	TCF Bk CD 0.550 12/18/15	249,000.00	0.00	0.00	0.00	0.00	249,000.00	249,195.47	249,038.10	(157.37)
508176CF9	CD	Lake City Bk CD 0.550 01/29/16	249,000.00	0.00	0.00	0.00	0.00	249,000.00	249,222.11	249,134.21	(87.90)
87164DEH9	CD	Synovus Bk CD 0.500 04/04/16	248,000.00	0.00	0.00	0.00	0.00	248,000.00	248,443.67	248,311.24	(132.43)
06246PAL9	CD	Bk of Grove CD 0.500 04/08/16	249,000.00	0.00	0.00	0.00	0.00	249,000.00	249,026.64	249,022.41	(4.23)
06740KGJ0	CD	Barclays Bk CD 0.450 04/25/16	248,000.00	0.00	0.00	0.00	0.00	248,000.00	248,358.61	248,286.44	(72.17)
337630AH0	CD	F1RSTRUST BK CD 0.500 06/06/16	249,000.00	0.00	0.00	0.00	0.00	249,000.00	249,320.46	249,346.86	26.40
509685EW9	CD	Lake Forest Bk & Trust CD 0.500 06/27/16	248,000.00	0.00	0.00	0.00	0.00	248,000.00	248,252.96	248,351.42	98.46
02006LGB3	CD	Ally Bk CD 0.850 08/08/16	248,000.00	0.00	0.00	0.00	0.00	248,000.00	248,660.18	248,734.08	73.90
87482VAA3	CD	Talmer Bk & Trust CD 0.700 08/08/16	249,000.00	0.00	0.00	0.00	0.00	249,000.00	249,315.73	249,483.56	167.83
71270QFL5	CD	People's United Bk CD 0.850 08/22/16	248,000.00	0.00	0.00	0.00	0.00	248,000.00	248,631.90	248,734.33	102.43
Total for Workers Compensation			5,657,238.00	1,455,042.48	(699,866.04)	0.00	0.00	6,412,414.42	5,660,944.76	6,415,880.88	754,936.12
Total for Carrollton-Farmers Branch ISD			159,697,559.89	56,335,623.41	(59,822,194.41)	0.00	0.00	156,210,988.87	159,701,266.65	156,214,455.33	(3,486,811.32)



Carrollton-Farmers Branch ISD

Earned Income

From 08/31/2015 to 11/30/2015

CUSIP	Security Type	Security Description	Beg. Accrued	Interest Earned	Interest Rec'd / Sold / Matured	Interest Purchased	Ending Accrued	Disc Accr / Prem Amort	Net Income
Activity Fund									
TEXPOOL	LGIP	TexPool	0.00	476.97	476.97	0.00	0.00	0.00	476.97
Total for Activity Fund			0.00	476.97	476.97	0.00	0.00	0.00	476.97
After The Bell									
TEXPOOL	LGIP	TexPool	0.00	78.30	78.30	0.00	0.00	0.00	78.30
CDAR34642	CD-IAM	Town North Bk CDARS 0.500 12/10/15	10,849.32	3,739.72	0.00	0.00	14,589.04	0.00	3,739.72
Total for After The Bell			10,849.32	3,818.02	78.30	0.00	14,589.04	0.00	3,818.02
Capital Projects 2008									
TEXPOOL	LGIP	TexPool	0.00	18.19	18.19	0.00	0.00	0.00	18.19
Total for Capital Projects 2008			0.00	18.19	18.19	0.00	0.00	0.00	18.19
Capital Projects 2012									
TEXPOOL	LGIP	TexPool	0.00	157.38	157.38	0.00	0.00	0.00	157.38
Total for Capital Projects 2012			0.00	157.38	157.38	0.00	0.00	0.00	157.38
Capital Projects 2013									
TEXPOOL	LGIP	TexPool	0.00	3,453.11	3,453.11	0.00	0.00	0.00	3,453.11
CDAR-7268	CD-IAM	Town North Bk CDARS 0.500 11/05/15	40,958.90	9,029.46	49,988.36	0.00	0.00	0.00	9,029.46
CDAR-9824	CD-IAM	Town North Bk CDARS 0.500 11/19/15	19,520.55	5,473.64	24,994.19	0.00	0.00	0.00	5,473.64
CDAR-8297	CD-IAM	Town North Bk CDARS 0.500 11/03/16	0.00	1,780.82	0.00	0.00	1,780.82	0.00	1,780.82
Total for Capital Projects 2013			60,479.45	19,737.03	78,435.66	0.00	1,780.82	0.00	19,737.03



Carrollton-Farmers Branch ISD

Earned Income

From 08/31/2015 to 11/30/2015

CUSIP	Security Type	Security Description	Beg. Accrued	Interest Earned	Interest Rec'd / Sold / Matured	Interest Purchased	Ending Accrued	Disc Accr / Prem Amort	Net Income
City of Irving TIF #1									
TEXPOOL	LGIP	TexPool	0.00	7,252.79	7,252.79	0.00	0.00	0.00	7,252.79
CDAR-5385	CD-IAM	Town North Bk CDARS 0.500 08/18/16	1,643.84	12,465.75	0.00	0.00	14,109.59	0.00	12,465.75
Total for City of Irving TIF #1			1,643.84	19,718.54	7,252.79	0.00	14,109.59	0.00	19,718.54
Debt Service									
TEXPOOL	LGIP	TexPool	0.00	1,524.54	1,524.54	0.00	0.00	0.00	1,524.54
Total for Debt Service			0.00	1,524.54	1,524.54	0.00	0.00	0.00	1,524.54
Farmers Branch TIF #1									
TEXPOOL	LGIP	TexPool	0.00	1,908.90	1,908.90	0.00	0.00	0.00	1,908.90
Total for Farmers Branch TIF #1			0.00	1,908.90	1,908.90	0.00	0.00	0.00	1,908.90
Farmers Branch TIF #2									
TEXPOOL	LGIP	TexPool	0.00	43.29	43.29	0.00	0.00	0.00	43.29
Total for Farmers Branch TIF #2			0.00	43.29	43.29	0.00	0.00	0.00	43.29
Food Service									
TEXPOOL	LGIP	TexPool	0.00	44.86	44.86	0.00	0.00	0.00	44.86
Total for Food Service			0.00	44.86	44.86	0.00	0.00	0.00	44.86



Carrollton-Farmers Branch ISD

Earned Income

From 08/31/2015 to 11/30/2015

CUSIP	Security Type	Security Description	Beg. Accrued	Interest Earned	Interest Rec'd / Sold / Matured	Interest Purchased	Ending Accrued	Disc Accr / Prem Amort	Net Income
General Fund									
LNSTGOV	LGIP	LoneStar Govt O/N	0.00	227.22	227.22	0.00	0.00	0.00	227.22
MSGXX	MMF	Morgan Stanley Govt Port MM	0.00	800.95	800.95	0.00	0.00	0.00	800.95
TEXPOOL	LGIP	TexPool	0.00	5,623.76	5,623.76	0.00	0.00	0.00	5,623.76
TEXSTAR	LGIP	TexSTAR	0.00	295.70	295.70	0.00	0.00	0.00	295.70
WF-CFB	BANK DEP	Wells Fargo	0.00	8,159.76	8,159.76	0.00	0.00	0.00	8,159.76
CDAR-6242	CD-IAM	Town North Bk CDARS 0.500 09/10/15	48,630.14	1,358.35	49,988.49	0.00	0.00	0.00	1,358.35
CDAR-0496	CD-IAM	Town North Bk CDARS 0.500 09/17/15	23,835.62	1,158.60	24,994.22	0.00	0.00	0.00	1,158.60
CDAR-5847	CD-IAM	Town North Bk CDARS 0.500 09/08/16	0.00	11,232.88	0.00	0.00	11,232.88	0.00	11,232.88
CDAR-0337	CD-IAM	Town North Bk CDARS 0.500 09/15/16	0.00	5,136.99	0.00	0.00	5,136.99	0.00	5,136.99
Total for General Fund			72,465.76	33,994.21	90,090.10	0.00	16,369.87	0.00	33,994.21



Carrollton-Farmers Branch ISD

Earned Income

From 08/31/2015 to 11/30/2015

CUSIP	Security Type	Security Description	Beg. Accrued	Interest Earned	Interest Rec'd / Sold / Matured	Interest Purchased	Ending Accrued	Disc Accr / Prem Amort	Net Income
Workers Compensation									
DCB-MMC	BANK DEP	DallasCapitalBank	0.00	82.92	82.92	0.00	0.00	0.00	82.92
MS-CFB	BANK DEP	Morgan Stanley Bk	0.00	0.05	0.05	0.00	0.00	0.00	0.05
TEXPOOL	LGIP	TexPool	0.00	201.52	201.52	0.00	0.00	0.00	201.52
TNB-SVGS	BANK DEP	Town North Bk Svgs	0.00	168.51	168.51	0.00	0.00	0.00	168.51
892094CH4	CD	Town Bk CD 0.650 09/28/15	696.18	124.16	820.34	0.00	0.00	0.00	124.16
49306SS56	CD	Key Bk CD 0.600 10/09/15	593.51	155.54	749.05	0.00	0.00	0.00	155.54
CDAR34642	CD-IAM	Town North Bk CDARS 0.500 12/10/15	7,232.88	2,493.15	0.00	0.00	9,726.03	0.00	2,493.15
38147JH62	CD	Goldman Sachs CD 0.400 12/18/15	698.48	247.32	0.00	0.00	945.80	0.00	247.32
872278CB0	CD	TCF Bk CD 0.550 12/18/15	281.40	341.44	0.00	0.00	622.84	0.00	341.44
508176CF9	CD	Lake City Bk CD 0.550 01/29/16	11.26	341.42	345.18	0.00	7.50	0.00	341.42
87164DEH9	CD	Synovus Bk CD 0.500 04/04/16	509.59	308.61	621.70	0.00	196.50	0.00	308.61
06246PAL9	CD	Bk of Grove CD 0.500 04/08/16	81.86	310.40	313.81	0.00	78.45	0.00	310.40
06740KGJ0	CD	Barclays Bk CD 0.450 04/25/16	394.42	277.93	559.53	0.00	112.82	0.00	277.93
337630AH0	CD	F1RSTRUST BK CD 0.500 06/06/16	88.68	310.40	313.81	0.00	85.27	0.00	310.40
509685EW9	CD	Lake Forest Bk & Trust CD 0.500 06/27/16	224.22	309.15	0.00	0.00	533.37	0.00	309.15
02006LGB3	CD	Ally Bk CD 0.850 08/08/16	138.61	525.55	0.00	0.00	664.16	0.00	525.55
87482VAA3	CD	Talmer Bk & Trust CD 0.700 08/08/16	114.61	434.55	0.00	0.00	549.16	0.00	434.55
71270QL5	CD	People's United Bk CD 0.850 08/22/16	57.75	525.56	0.00	0.00	583.31	0.00	525.56
Total for Workers Compensation			11,123.45	7,158.18	4,176.42	0.00	14,105.21	0.00	7,158.18
Total for Carrollton-Farmers Branch ISD			156,561.82	88,600.11	184,207.40	0.00	60,954.53	0.00	88,600.11



Carrollton-Farmers Branch ISD
Investment Transactions
From 09/01/2015 to 11/30/2015

Trade Date	Settle Date	CUSIP	Security Type	Security Description	Coupon	Mty Date	Call Date	Par Value	Price	Principal Amount	Int Purchased / Received	Total Amount	Realized Gain / Loss	YTM	YTW
Capital Projects 2013															
Maturities															
11/05/15	11/05/15	CDAR-7268	CD-IAM	Town North Bk CDARS	0.500	11/05/15		10,000,000.00	100.000	10,000,000.00	49,863.01	10,049,863.01		0.500	
11/19/15	11/19/15	CDAR-9824	CD-IAM	Town North Bk CDARS	0.500	11/19/15		5,000,000.00	100.000	5,000,000.00	24,931.51	5,024,931.51		0.500	
Total for: Maturities								15,000,000.00		15,000,000.00	74,794.52	15,074,794.52		0.500	
Purchases															
11/05/15	11/05/15	CDAR-8297	CD-IAM	Town North Bk CDARS	0.500	11/03/16		5,000,000.00	100.000	5,000,000.00	0.00	5,000,000.00		0.500	0.500
Total for: Purchases								5,000,000.00		5,000,000.00	0.00	5,000,000.00		0.500	0.500
Income Payments															
11/05/15	11/05/15	CDAR-7268	CD-IAM	Town North Bk CDARS	0.500	11/05/15				0.00	125.35	125.35			
11/19/15	11/19/15	CDAR-9824	CD-IAM	Town North Bk CDARS	0.500	11/19/15				0.00	62.68	62.68			
Total for: Income Payments										0.00	188.03	188.03			



Carrollton-Farmers Branch ISD
Investment Transactions
From 09/01/2015 to 11/30/2015

Trade Date	Settle Date	CUSIP	Security Type	Security Description	Coupon	Mty Date	Call Date	Par Value	Price	Principal Amount	Int Purchased / Received	Total Amount	Realized Gain / Loss	YTM	YTW
General Fund															
Maturities															
09/10/15	09/10/15	CDAR-6242	CD-IAM	Town North Bk CDARS	0.500	09/10/15		10,000,000.00	100.000	10,000,000.00	49,863.01	10,049,863.01		0.500	
09/17/15	09/17/15	CDAR-0496	CD-IAM	Town North Bk CDARS	0.500	09/17/15		5,000,000.00	100.000	5,000,000.00	24,931.51	5,024,931.51		0.500	
Total for: Maturities								15,000,000.00		15,000,000.00	74,794.52	15,074,794.52		0.500	
Purchases															
09/10/15	09/10/15	CDAR-5847	CD-IAM	Town North Bk CDARS	0.500	09/08/16		10,000,000.00	100.000	10,000,000.00	0.00	10,000,000.00		0.500	0.500
09/17/15	09/17/15	CDAR-0337	CD-IAM	Town North Bk CDARS	0.500	09/15/16		5,000,000.00	100.000	5,000,000.00	0.00	5,000,000.00		0.500	0.500
Total for: Purchases								15,000,000.00		15,000,000.00	0.00	15,000,000.00		0.500	0.500
Income Payments															
09/10/15	09/10/15	CDAR-6242	CD-IAM	Town North Bk CDARS	0.500	09/10/15				0.00	125.48	125.48			
09/17/15	09/17/15	CDAR-0496	CD-IAM	Town North Bk CDARS	0.500	09/17/15				0.00	62.71	62.71			
Total for: Income Payments										0.00	188.19	188.19			



Carrollton-Farmers Branch ISD
Investment Transactions
 From 09/01/2015 to 11/30/2015

Trade Date	Settle Date	CUSIP	Security Type	Security Description	Coupon	Mty Date	Call Date	Par Value	Price	Principal Amount	Int Purchased / Received	Total Amount	Realized Gain / Loss	YTM	YTW
Workers Compensation															
Maturities															
09/28/15	09/28/15	892094CH4	CD	Town Bk CD	0.650	09/28/15		249,000.00	100.000	249,000.00	0.00	249,000.00		0.650	
10/09/15	10/09/15	49306SSS6	CD	Key Bk CD	0.600	10/09/15		249,000.00	100.000	249,000.00	0.00	249,000.00		0.600	
Total for: Maturities								498,000.00		498,000.00	0.00	498,000.00		0.625	
Income Payments															
09/08/15	09/06/15	337630AH0	CD	F1RSTRUST BK CD	0.500	06/06/16				0.00	105.74	105.74			
09/09/15	09/08/15	06246PAL9	CD	Bk of Grove CD	0.500	04/08/16				0.00	105.74	105.74			
09/28/15	09/28/15	892094CH4	CD	Town Bk CD	0.650	09/28/15				0.00	820.34	820.34			
09/29/15	09/29/15	508176CF9	CD	Lake City Bk CD	0.550	01/29/16				0.00	116.31	116.31			
10/05/15	10/04/15	87164DEH9	CD	Synovus Bk CD	0.500	04/04/16				0.00	621.70	621.70			
10/06/15	10/06/15	337630AH0	CD	F1RSTRUST BK CD	0.500	06/06/16				0.00	102.33	102.33			
10/09/15	10/09/15	49306SSS6	CD	Key Bk CD	0.600	10/09/15				0.00	749.05	749.05			
10/09/15	10/08/15	06246PAL9	CD	Bk of Grove CD	0.500	04/08/16				0.00	102.33	102.33			
10/23/15	10/25/15	06740KGJ0	CD	Barclays Bk CD	0.450	04/25/16				0.00	559.53	559.53			
10/29/15	10/29/15	508176CF9	CD	Lake City Bk CD	0.550	01/29/16				0.00	112.56	112.56			
11/06/15	11/06/15	337630AH0	CD	F1RSTRUST BK CD	0.500	06/06/16				0.00	105.74	105.74			
11/09/15	11/08/15	06246PAL9	CD	Bk of Grove CD	0.500	04/08/16				0.00	105.74	105.74			
11/30/15	11/29/15	508176CF9	CD	Lake City Bk CD	0.550	01/29/16				0.00	116.31	116.31			
Total for: Income Payments										0.00	3,723.42	3,723.42			

Trade Date	Settle Date	CUSIP	Security Type	Security Description	Coupon	Mty Date	Call Date	Par Value	Price	Principal Amount	Int Purchased / Received	Total Amount	Realized Gain / Loss	YTM	YTW
------------	-------------	-------	---------------	----------------------	--------	----------	-----------	-----------	-------	------------------	--------------------------	--------------	----------------------	-----	-----

Total for All Portfolios

Transaction Type	Quantity	Total Amount	Realized G/L	YTM	YTW
Total Maturities	30,498,000.00	30,647,589.04		0.502	
Total Purchases	20,000,000.00	20,000,000.00		0.500	0.500
Total Income Payments	0.00	4,099.64			



Carrollton-Farmers Branch ISD
Amortization and Accretion
From 08/31/2015 to 11/30/2015

CUSIP	Settle Date	Security Type	Security Description	Next Call Date	Purchase Qty	Orig Price	Original Cost	Amrt/Accr for Period	Total Amrt/Accr Since Purch	Remaining Disc / Prem	Book Value
After The Bell											
CDAR34642	12/11/14	CD-IAM	Town North Bk CDARS 0.500 12/10/15		3,000,000.00	100.000	3,000,000.00	0.00	0.00	0.00	3,000,000.00
Total for After The Bell					3,000,000.00		3,000,000.00	0.00	0.00	0.00	3,000,000.00
Capital Projects 2013											
CDAR-7268	11/06/14	CD-IAM	Town North Bk CDARS 0.500 11/05/15		0.00	100.000	0.00	0.00	0.00	0.00	0.00
CDAR-9824	11/20/14	CD-IAM	Town North Bk CDARS 0.500 11/19/15		0.00	100.000	0.00	0.00	0.00	0.00	0.00
CDAR-8297	11/05/15	CD-IAM	Town North Bk CDARS 0.500 11/03/16		5,000,000.00	100.000	5,000,000.00	0.00	0.00	0.00	5,000,000.00
Total for Capital Projects 2013					5,000,000.00		5,000,000.00	0.00	0.00	0.00	5,000,000.00
City of Irving TIF #1											
CDAR-5385	08/20/15	CD-IAM	Town North Bk CDARS 0.500 08/18/16		10,000,000.00	100.000	10,000,000.00	0.00	0.00	0.00	10,000,000.00
Total for City of Irving TIF #1					10,000,000.00		10,000,000.00	0.00	0.00	0.00	10,000,000.00
General Fund											
CDAR-6242	09/11/14	CD-IAM	Town North Bk CDARS 0.500 09/10/15		0.00	100.000	0.00	0.00	0.00	0.00	0.00
CDAR-0496	09/18/14	CD-IAM	Town North Bk CDARS 0.500 09/17/15		0.00	100.000	0.00	0.00	0.00	0.00	0.00
CDAR-5847	09/10/15	CD-IAM	Town North Bk CDARS 0.500 09/08/16		10,000,000.00	100.000	10,000,000.00	0.00	0.00	0.00	10,000,000.00
CDAR-0337	09/17/15	CD-IAM	Town North Bk CDARS 0.500 09/15/16		5,000,000.00	100.000	5,000,000.00	0.00	0.00	0.00	5,000,000.00
Total for General Fund					15,000,000.00		15,000,000.00	0.00	0.00	0.00	15,000,000.00



Carrollton-Farmers Branch ISD
Amortization and Accretion
 From 08/31/2015 to 11/30/2015

CUSIP	Settle Date	Security Type	Security Description	Next Call Date	Purchase Qty	Orig Price	Original Cost	Amrt/Accr for Period	Total Amrt/Accr Since Purch	Remaining Disc / Prem	Book Value
Workers Compensation											
892094CH4	09/27/13	CD	Town Bk CD 0.650 09/28/15		0.00	100.000	0.00	0.00	0.00	0.00	0.00
49306SSS6	10/09/13	CD	Key Bk CD 0.600 10/09/15		0.00	100.000	0.00	0.00	0.00	0.00	0.00
CDAR34642	12/11/14	CD-IAM	Town North Bk CDARS 0.500 12/10/15		2,000,000.00	100.000	2,000,000.00	0.00	0.00	0.00	2,000,000.00
38147JH62	06/18/14	CD	Goldman Sachs CD 0.400 12/18/15		248,000.00	100.000	248,000.00	0.00	0.00	0.00	248,000.00
872278CB0	12/18/13	CD	TCF Bk CD 0.550 12/18/15		249,000.00	100.000	249,000.00	0.00	0.00	0.00	249,000.00
508176CF9	01/29/14	CD	Lake City Bk CD 0.550 01/29/16		249,000.00	100.000	249,000.00	0.00	0.00	0.00	249,000.00
87164DEH9	04/03/14	CD	Synovus Bk CD 0.500 04/04/16		248,000.00	100.000	248,000.00	0.00	0.00	0.00	248,000.00
06246PAL9	04/09/14	CD	Bk of Grove CD 0.500 04/08/16		249,000.00	100.000	249,000.00	0.00	0.00	0.00	249,000.00
06740KGJ0	04/23/14	CD	Barclays Bk CD 0.450 04/25/16		248,000.00	100.000	248,000.00	0.00	0.00	0.00	248,000.00
337630AH0	06/06/14	CD	F1RSTRUST BK CD 0.500 06/06/16		249,000.00	100.000	249,000.00	0.00	0.00	0.00	249,000.00
509685EW9	06/27/14	CD	Lake Forest Bk & Trust CD 0.500 06/27/16		248,000.00	100.000	248,000.00	0.00	0.00	0.00	248,000.00
02006LGB3	08/07/14	CD	Ally Bk CD 0.850 08/08/16		248,000.00	100.000	248,000.00	0.00	0.00	0.00	248,000.00
87482VAA3	08/06/14	CD	Talmer Bk & Trust CD 0.700 08/08/16		249,000.00	100.000	249,000.00	0.00	0.00	0.00	249,000.00
71270QFL5	08/20/14	CD	People's United Bk CD 0.850 08/22/16		248,000.00	100.000	248,000.00	0.00	0.00	0.00	248,000.00
Total for Workers Compensation					4,733,000.00		4,733,000.00	0.00	0.00	0.00	4,733,000.00
Total for Carrollton-Farmers Branch ISD					37,733,000.00		37,733,000.00	0.00	0.00	0.00	37,733,000.00



Carrollton-Farmers Branch ISD
Projected Cash Flows
 Cash Flows for next 180 days from 11/30/2015

CUSIP	Security Type	Security Description	Pay Date	Interest	Principal	Total Amount
After The Bell						
CDAR34642	CD-IAM	Town North Bk CDARS 0.500 12/10/15	12/10/15	14,958.90	3,000,000.00	3,014,958.90
Total for After The Bell				14,958.90	3,000,000.00	3,014,958.90
Workers Compensation						
337630AH0	CD	F1RSTRUST BK CD 0.500 06/06/16	12/06/15	103.75	0.00	103.75
06246PAL9	CD	Bk of Grove CD 0.500 04/08/16	12/08/15	103.75	0.00	103.75
CDAR34642	CD-IAM	Town North Bk CDARS 0.500 12/10/15	12/10/15	9,972.60	2,000,000.00	2,009,972.60
38147JH62	CD	Goldman Sachs CD 0.400 12/18/15	12/18/15	496.00	248,000.00	248,496.00
872278CB0	CD	TCF Bk CD 0.550 12/18/15	12/18/15	684.75	249,000.00	249,684.75
509685EW9	CD	Lake Forest Bk & Trust CD 0.500 06/27/16	12/27/15	621.69	0.00	621.69
508176CF9	CD	Lake City Bk CD 0.550 01/29/16	12/29/15	112.56	0.00	112.56
337630AH0	CD	F1RSTRUST BK CD 0.500 06/06/16	01/06/16	103.75	0.00	103.75
06246PAL9	CD	Bk of Grove CD 0.500 04/08/16	01/08/16	103.75	0.00	103.75
508176CF9	CD	Lake City Bk CD 0.550 01/29/16	01/29/16	116.31	249,000.00	249,116.31
337630AH0	CD	F1RSTRUST BK CD 0.500 06/06/16	02/06/16	103.75	0.00	103.75
02006LGB3	CD	Ally Bk CD 0.850 08/08/16	02/08/16	1,054.00	0.00	1,054.00
06246PAL9	CD	Bk of Grove CD 0.500 04/08/16	02/08/16	103.75	0.00	103.75
87482VAA3	CD	Talmer Bk & Trust CD 0.700 08/08/16	02/08/16	871.50	0.00	871.50
71270QFL5	CD	People's United Bk CD 0.850 08/22/16	02/22/16	1,054.00	0.00	1,054.00
337630AH0	CD	F1RSTRUST BK CD 0.500 06/06/16	03/06/16	103.75	0.00	103.75
06246PAL9	CD	Bk of Grove CD 0.500 04/08/16	03/08/16	103.75	0.00	103.75
87164DEH9	CD	Synovus Bk CD 0.500 04/04/16	04/04/16	620.00	248,000.00	248,620.00
337630AH0	CD	F1RSTRUST BK CD 0.500 06/06/16	04/06/16	103.75	0.00	103.75
06246PAL9	CD	Bk of Grove CD 0.500 04/08/16	04/08/16	103.75	249,000.00	249,103.75
06740KGJ0	CD	Barclays Bk CD 0.450 04/25/16	04/25/16	558.00	248,000.00	248,558.00
337630AH0	CD	F1RSTRUST BK CD 0.500 06/06/16	05/06/16	103.75	0.00	103.75
Total for Workers Compensation				17,302.66	3,491,000.00	3,508,302.66



Carrollton-Farmers Branch ISD
Projected Cash Flows
Cash Flows for next 180 days from 11/30/2015

CUSIP	Security Type	Security Description	Pay Date	Interest	Principal	Total Amount
-------	---------------	----------------------	----------	----------	-----------	--------------

Total for All Portfolios

	December 2015	27,054.00	5,497,000.00	5,524,054.00
	January 2016	323.81	249,000.00	249,323.81
	February 2016	3,187.00	0.00	3,187.00
	March 2016	207.50	0.00	207.50
	April 2016	1,385.50	745,000.00	746,385.50
	May 2016	103.75	0.00	103.75
Total Projected Cash Flows for Carrollton-Farmers Branch ISD		32,261.56	6,491,000.00	6,523,261.56