

Carrollton-Farmers Branch ISD



For the Quarter Ended

February 28, 2017

Report Name

- Certification Page
- Executive Summary
- Benchmark Comparison
- Detail of Security Holdings
- Change in Value
- Earned Income
- Investment Transactions
- Amortization and Accretion
- Projected Fixed Income Cash Flows

MARKET RECAP - FEBRUARY 2017:

Equity markets continued their trek higher into record territory during February, fueled by optimism that President Trump's proposed tax reform, reduction in the regulatory burden and massive infrastructure spending package will be quickly passed into law. After first breaking through the 20,000 barrier in late January, the market made short work of the next 1,000 points, topping the 21,000 mark on the first day of March. Bond yields traded within a tight range for most of the month, but moved sharply higher on February 28th when a pair of Fed Presidents told investors that rate increases were likely to come "sooner-rather-than-later." The implied probability of a hike on March 15th, which had been below 40% just days before, quickly shot to 80% and would top 90% a few days later.

The January ISM manufacturing survey indicated the outlook of U.S. purchasing managers continues to brighten as the composite manufacturing index rose by 1.5 points to 56.0, the highest reading since November 2014. The employment index led the way, rising to a 2½-year high. By contrast, the ISM non-manufacturing index took a step back, declining to 56.5 from 57, still a solid outlook for the service sector. On the job front, nonfarm payrolls increased by +227k in January, a nice increase from the +187k average for all of 2016. The unemployment rate actually rose from 4.7% to 4.8% in January, although the increase was a result of more Americans entering the workforce rather than losing jobs. First time claims for unemployment benefits continue to fall, reaching a four-decade low in late-February, further evidence of labor market health.

It's widely recognized that U.S. consumer confidence spiked after the election, and in fact reached its highest level since 2011 in February, suggesting a renewed propensity to spend. The January retail sales figure seemed to corroborate the optimism, rising +0.4%, while December sales were revised upward from +0.6% to +1.0%. Retail sales in the fourth quarter of 2016 were the strongest in 2½ years and 2017 has gotten off to its best start since 2013. Turning to inflation data, headline CPI surged by +0.6% in January, well above the +0.3% median forecast. The biggest jump in nearly four years was due in large part to higher energy prices. Core CPI, which excludes food and energy prices, rose a lesser +0.3%. On a year-over-year basis, overall CPI is up +2.5%, the biggest advance in nearly five years, while core CPI is up +2.3%. The Fed's preferred inflation gauge, core PCE, was more sanguine with a +0.3% gain while the year-over-year rate held steady at +1.7%. While the modest reading on core PCE suggests the Fed could be patient, markets are now expecting a rate hike at the FOMC's March 15th meeting. Bond yields have moved higher with the two-year T-note trading to a post-recession high at 1.30%. But, thus far there's no sign of a major tantrum as the 10-year T-note yield has held below 2.50%. With the equity markets on solid footing, the labor market tightening, and inflation firming, the Fed has a green light to hike sooner rather than later.

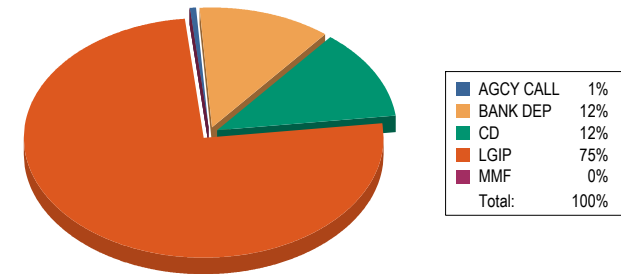
Account Summary

Allocation by Security Type

Beginning Values as of 11/30/16

Ending Values as of 02/28/17

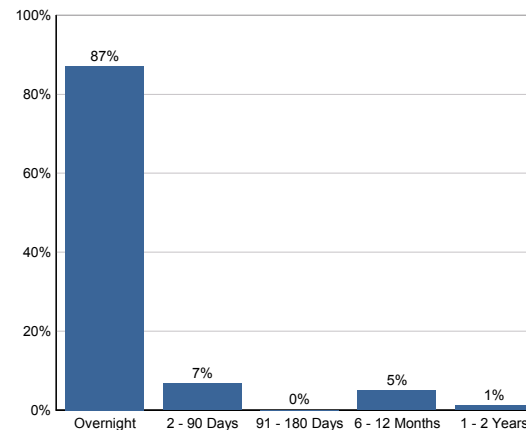
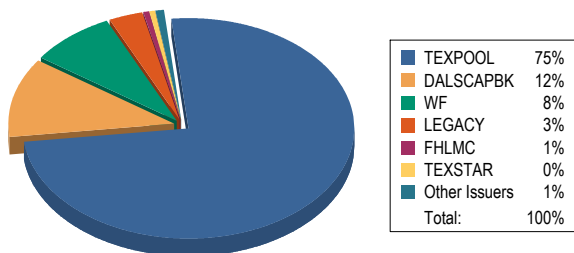
Par Value	168,372,951.39	300,670,748.79
Market Value	168,370,939.72	300,660,135.11
Book Value	168,372,951.39	300,669,336.15
Unrealized Gain/(Loss)	(2,011.67)	(9,201.04)
Market Value %	100.00%	100.00%
Weighted Avg. YTW	0.422%	0.559%
Weighted Avg. YTM	0.422%	0.559%



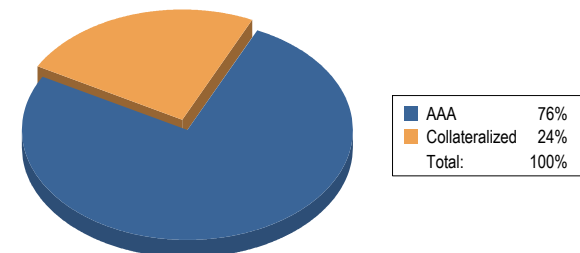
Allocation by Issuer

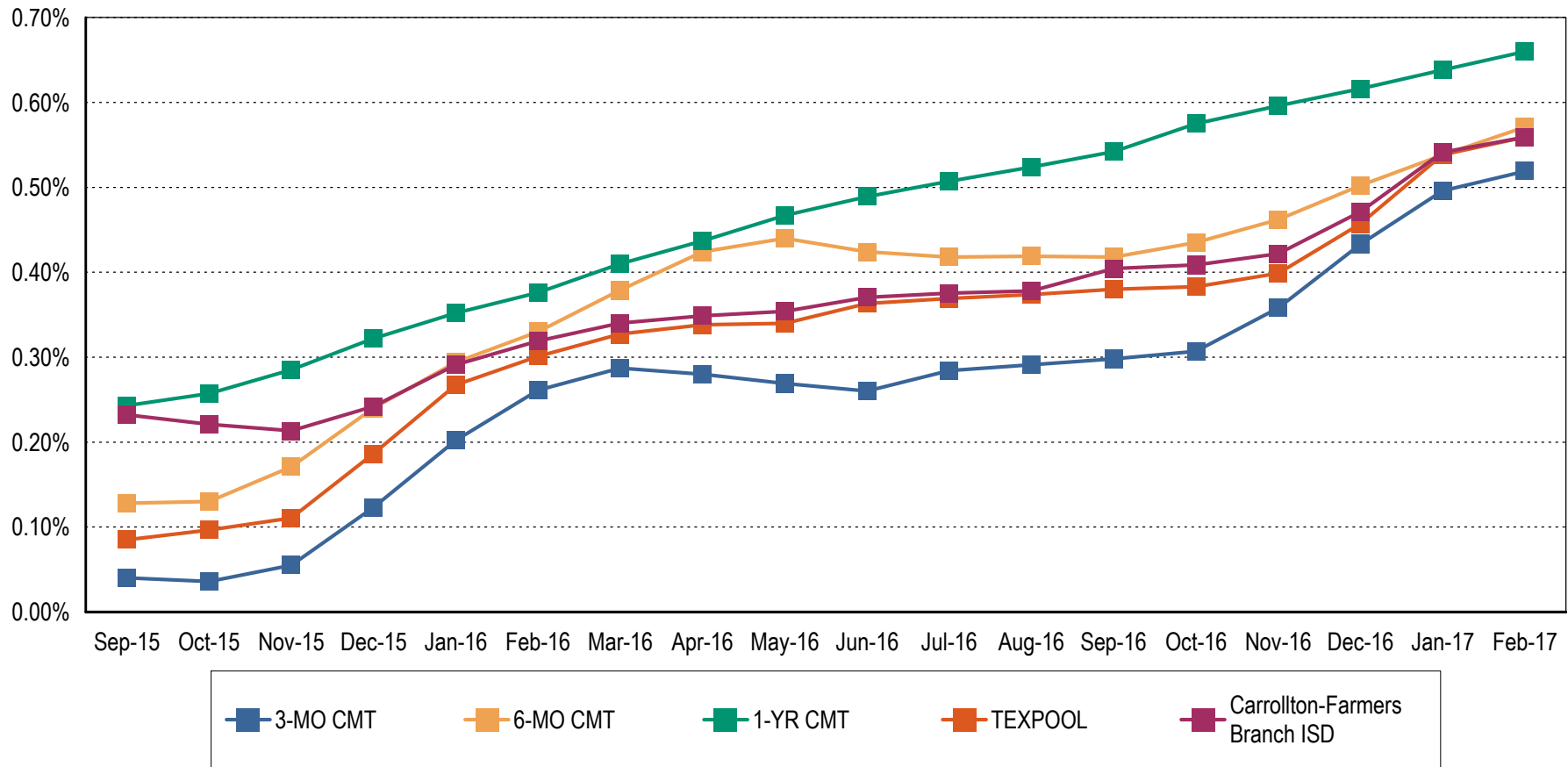
Maturity Distribution %

Credit Quality



Weighted Average Days to Maturity: 19





Note 1: CMT stands for Constant Maturity Treasury. This data is published in Federal Reserve Statistical Release H.15 and represents an average of all actively traded Treasury securities having that time remaining until maturity. This is a standard industry benchmark for Treasury securities. The CMT benchmarks are moving averages. The 3-month CMT is the daily average for the previous 3 months, the 6-month CMT is the daily average for the previous 6 months, and the 1-year and 2-year CMT's are the daily averages for the previous 12-months.

Note 2: Benchmark data for TexPool is the monthly average yield.

CUSIP	Settle Date	Sec. Type	Sec. Description	CPN	Mty Date	Next Call	Call Type	Par Value	Purch Price	Orig Cost	Book Value	Mkt Price	Market Value	Days to Mty	Days to Call	YTM	YTW
Activity Fund																	
TEXPOOL		LGIP	TexPool					2,004,482.85	100.000	2,004,482.85	2,004,482.85	100.000	2,004,482.85	1		0.559	0.559
Total for Activity Fund								2,004,482.85	100.000	2,004,482.85	2,004,482.85	100.000	2,004,482.85	1		0.559	0.559
After The Bell																	
TEXPOOL		LGIP	TexPool					5,767,356.04	100.000	5,767,356.04	5,767,356.04	100.000	5,767,356.04	1		0.559	0.559
Total for After The Bell								5,767,356.04	100.000	5,767,356.04	5,767,356.04	100.000	5,767,356.04	1		0.559	0.559
Capital Projects 2008																	
TEXPOOL		LGIP	TexPool					12,688.31	100.000	12,688.31	12,688.31	100.000	12,688.31	1		0.559	0.559
Total for Capital Projects 2008								12,688.31	100.000	12,688.31	12,688.31	100.000	12,688.31	1		0.559	0.559
Capital Projects 2012																	
TEXPOOL		LGIP	TexPool					2,359,980.71	100.000	2,359,980.71	2,359,980.71	100.000	2,359,980.71	1		0.559	0.559
Total for Capital Projects 2012								2,359,980.71	100.000	2,359,980.71	2,359,980.71	100.000	2,359,980.71	1		0.559	0.559
Capital Projects 2013																	
TEXPOOL		LGIP	TexPool					14,563,899.59	100.000	14,563,899.59	14,563,899.59	100.000	14,563,899.59	1		0.559	0.559
CD-50516	11/03/16	CD-IAM	Dallas Capital Bk CD	0.550	05/03/17			5,000,000.00	100.000	5,000,000.00	5,000,000.00	100.000	5,000,000.00	64		0.550	0.550
Total for Capital Projects 2013								19,563,899.59	100.000	19,563,899.59	19,563,899.59	100.000	19,563,899.59	17		0.557	0.557
City of Irving TIF #1																	
TEXPOOL		LGIP	TexPool					39,111,657.44	100.000	39,111,657.44	39,111,657.44	100.000	39,111,657.44	1		0.559	0.559
Total for City of Irving TIF #1								39,111,657.44	100.000	39,111,657.44	39,111,657.44	100.000	39,111,657.44	1		0.559	0.559

CUSIP	Settle Date	Sec. Type	Sec. Description	CPN	Mty Date	Next Call	Call Type	Par Value	Purch Price	Orig Cost	Book Value	Mkt Price	Market Value	Days to Mty	Days to Call	YTM	YTW
Debt Service																	
TEXPOOL		LGIP	TexPool					11,879,827.94	100.000	11,879,827.94	11,879,827.94	100.000	11,879,827.94	1		0.559	0.559
Total for Debt Service								11,879,827.94	100.000	11,879,827.94	11,879,827.94	100.000	11,879,827.94	1		0.559	0.559
Farmers Branch TIF #1																	
TEXPOOL		LGIP	TexPool					8,608,839.88	100.000	8,608,839.88	8,608,839.88	100.000	8,608,839.88	1		0.559	0.559
Total for Farmers Branch TIF #1								8,608,839.88	100.000	8,608,839.88	8,608,839.88	100.000	8,608,839.88	1		0.559	0.559
Farmers Branch TIF #2																	
TEXPOOL		LGIP	TexPool					307,351.27	100.000	307,351.27	307,351.27	100.000	307,351.27	1		0.559	0.559
Total for Farmers Branch TIF #2								307,351.27	100.000	307,351.27	307,351.27	100.000	307,351.27	1		0.559	0.559
Food Service																	
TEXPOOL		LGIP	TexPool					2,390,710.50	100.000	2,390,710.50	2,390,710.50	100.000	2,390,710.50	1		0.559	0.559
Total for Food Service								2,390,710.50	100.000	2,390,710.50	2,390,710.50	100.000	2,390,710.50	1		0.559	0.559
General Fund																	
LNSTGOV		LGIP	LoneStar Gov O/N					1,006,901.35	100.000	1,006,901.35	1,006,901.35	100.000	1,006,901.35	1		0.530	0.530
LT-CFB		BANK DEP	LegacyTexas Bk					10,039,305.24	100.000	10,039,305.24	10,039,305.24	100.000	10,039,305.24	1		0.710	0.710
TEXPOOL		LGIP	TexPool					130,863,476.18	100.000	130,863,476.18	130,863,476.18	100.000	130,863,476.18	1		0.559	0.559
TEXSTAR		LGIP	TexSTAR					1,100,595.50	100.000	1,100,595.50	1,100,595.50	100.000	1,100,595.50	1		0.553	0.553
WF-CFB		BANK DEP	Wells Fargo Bk					25,212,843.54	100.000	25,212,843.54	25,212,843.54	100.000	25,212,843.54	1		0.230	0.230
CD-0948	02/08/17	CD-IAM	Dallas Capital Bk CD	0.750	04/10/17			15,000,000.00	100.000	15,000,000.00	15,000,000.00	100.000	15,000,000.00	41		0.750	0.750
CD-0504	09/08/16	CD-IAM	Dallas Capital Bk CD	0.700	09/08/17			15,000,000.00	100.000	15,000,000.00	15,000,000.00	100.000	15,000,000.00	192		0.700	0.700
3134G9N60	02/14/17	AGCY CALL	FHLMC	1.000	07/27/18	04/27/17	QRTLY	2,000,000.00	99.927	1,998,540.00	1,998,587.36	99.813	1,996,260.00	514	58	1.051	1.051
Total for General Fund								200,223,121.81	99.999	200,221,661.81	200,221,709.17	99.998	200,219,381.81	23		0.555	0.555

CUSIP	Settle Date	Sec. Type	Sec. Description	CPN	Mty Date	Next Call	Call Type	Par Value	Purch Price	Orig Cost	Book Value	Mkt Price	Market Value	Days to Mty	Days to Call	YTM	YTW
Workers Compensation																	
DCB-MMC		BANK DEP	Dallas Capital Bk					203,127.92	100.000	203,127.92	203,127.92	100.000	203,127.92	1		0.500	0.500
GTBXX-CFB		MMF	Dreyfus Treas Prime MM					2,093.12	100.000	2,093.12	2,093.12	100.000	2,093.12	1		0.010	0.010
TEXPOOL		LGIP	TexPool					6,498,611.41	100.000	6,498,611.41	6,498,611.41	100.000	6,498,611.41	1		0.559	0.559
05580AEY6	08/19/16	CD-IAM	BMW Bk CD	0.700	08/18/17			248,000.00	100.000	248,000.00	248,000.00	100.038	248,094.49	171		0.700	0.700
02006LJ87	08/18/16	CD	Ally Bk CD	1.100	08/20/18			248,000.00	100.000	248,000.00	248,000.00	99.610	247,032.30	538		1.100	1.100
140420E30	09/08/16	CD	Capital One Bk CD	1.150	09/10/18			248,000.00	100.000	248,000.00	248,000.00	99.566	246,924.92	559		1.150	1.150
48126XDV4	09/16/16	CD	JPM Chase Bk CD	1.150	09/16/18			249,000.00	100.000	249,000.00	249,000.00	99.567	247,922.83	565		1.150	1.150
05581WKG9	09/22/16	CD	BMO Harris Bank CD	1.150	09/21/18			248,000.00	100.000	248,000.00	248,000.00	99.538	246,853.74	570		1.150	1.150
254672L71	10/26/16	CD	Discover Bk CD	1.200	10/26/18			248,000.00	100.000	248,000.00	248,000.00	99.455	246,649.64	605		1.200	1.200
49306SWT9	10/26/16	CD	Key Bk CD	1.100	10/26/18			248,000.00	100.000	248,000.00	248,000.00	99.455	246,648.40	605		1.100	1.100
Total for Workers Compensation								8,440,832.45	100.000	8,440,832.45	8,440,832.45	99.919	8,433,958.77	107		0.664	0.664
Total for Carrollton-Farmers Branch ISD								300,670,748.79	100.000	300,669,288.79	300,669,336.15	99.996	300,660,135.11	20		0.559	0.559

CUSIP	Security Type	Security Description	11/30/16 Book Value	Cost of Purchases	Maturities / Calls / Sales	Amortization / Accretion	Realized Gain/(Loss)	02/28/17 Book Value	11/30/16 Market Value	02/28/17 Market Value	Change in Mkt Value
Activity Fund											
TEXPOOL	LGIP	TexPool	2,001,930.65	2,552.20	0.00	0.00	0.00	2,004,482.85	2,001,930.65	2,004,482.85	2,552.20
Total for Activity Fund			2,001,930.65	2,552.20	0.00	0.00	0.00	2,004,482.85	2,001,930.65	2,004,482.85	2,552.20
After The Bell											
TEXPOOL	LGIP	TexPool	2,760,434.69	3,006,921.35	0.00	0.00	0.00	5,767,356.04	2,760,434.69	5,767,356.04	3,006,921.35
CDAR-9048	CD-IAM	Dallas Capital Bk CDARS 0.500 12/08/16	3,000,000.00	0.00	(3,000,000.00)	0.00	0.00	0.00	3,000,000.00	0.00	(3,000,000.00)
Total for After The Bell			5,760,434.69	3,006,921.35	(3,000,000.00)	0.00	0.00	5,767,356.04	5,760,434.69	5,767,356.04	6,921.35
Capital Projects 2008											
TEXPOOL	LGIP	TexPool	12,672.14	16.17	0.00	0.00	0.00	12,688.31	12,672.14	12,688.31	16.17
Total for Capital Projects 2008			12,672.14	16.17	0.00	0.00	0.00	12,688.31	12,672.14	12,688.31	16.17
Capital Projects 2012											
TEXPOOL	LGIP	TexPool	2,381,965.52	1,936.24	(23,921.05)	0.00	0.00	2,359,980.71	2,381,965.52	2,359,980.71	(21,984.81)
Total for Capital Projects 2012			2,381,965.52	1,936.24	(23,921.05)	0.00	0.00	2,359,980.71	2,381,965.52	2,359,980.71	(21,984.81)
Capital Projects 2013											
TEXPOOL	LGIP	TexPool	15,892,819.71	0.00	(1,328,920.12)	0.00	0.00	14,563,899.59	15,892,819.71	14,563,899.59	(1,328,920.12)
CD-50516	CD-IAM	Dallas Capital Bk CD 0.550 05/03/17	5,000,000.00	0.00	0.00	0.00	0.00	5,000,000.00	5,000,000.00	5,000,000.00	0.00
Total for Capital Projects 2013			20,892,819.71	0.00	(1,328,920.12)	0.00	0.00	19,563,899.59	20,892,819.71	19,563,899.59	(1,328,920.12)
City of Irving TIF #1											
TEXPOOL	LGIP	TexPool	37,062,683.94	2,132,187.71	(83,214.21)	0.00	0.00	39,111,657.44	37,062,683.94	39,111,657.44	2,048,973.50
Total for City of Irving TIF #1			37,062,683.94	2,132,187.71	(83,214.21)	0.00	0.00	39,111,657.44	37,062,683.94	39,111,657.44	2,048,973.50

CUSIP	Security Type	Security Description	11/30/16 Book Value	Cost of Purchases	Maturities / Calls / Sales	Amortization / Accretion	Realized Gain/(Loss)	02/28/17 Book Value	11/30/16 Market Value	02/28/17 Market Value	Change in Mkt Value
Debt Service											
TEXPOOL	LGIP	TexPool	11,051,468.03	24,218,917.74	(23,390,557.83)	0.00	0.00	11,879,827.94	11,051,468.03	11,879,827.94	828,359.91
Total for Debt Service			11,051,468.03	24,218,917.74	(23,390,557.83)	0.00	0.00	11,879,827.94	11,051,468.03	11,879,827.94	828,359.91
Farmers Branch TIF #1											
TEXPOOL	LGIP	TexPool	8,597,878.74	10,961.14	0.00	0.00	0.00	8,608,839.88	8,597,878.74	8,608,839.88	10,961.14
Total for Farmers Branch TIF #1			8,597,878.74	10,961.14	0.00	0.00	0.00	8,608,839.88	8,597,878.74	8,608,839.88	10,961.14
Farmers Branch TIF #2											
TEXPOOL	LGIP	TexPool	306,959.90	391.37	0.00	0.00	0.00	307,351.27	306,959.90	307,351.27	391.37
Total for Farmers Branch TIF #2			306,959.90	391.37	0.00	0.00	0.00	307,351.27	306,959.90	307,351.27	391.37
Food Service											
TEXPOOL	LGIP	TexPool	2,191,039.55	554,262.08	(354,591.13)	0.00	0.00	2,390,710.50	2,191,039.55	2,390,710.50	199,670.95
Total for Food Service			2,191,039.55	554,262.08	(354,591.13)	0.00	0.00	2,390,710.50	2,191,039.55	2,390,710.50	199,670.95

CUSIP	Security Type	Security Description	11/30/16 Book Value	Cost of Purchases	Maturities / Calls / Sales	Amortization / Accretion	Realized Gain/(Loss)	02/28/17 Book Value	11/30/16 Market Value	02/28/17 Market Value	Change in Mkt Value
General Fund											
AISXX-CFB	MMF	Morgan Stanley Bk	15.08	0.00	(15.08)	0.00	0.00	0.00	15.08	0.00	(15.08)
LNSTGOV	LGIP	LoneStar Gov O/N	1,005,661.08	1,240.27	0.00	0.00	0.00	1,006,901.35	1,005,661.08	1,006,901.35	1,240.27
LT-CFB	BANK DEP	LegacyTexas Bk	10,022,877.41	16,427.83	0.00	0.00	0.00	10,039,305.24	10,022,877.41	10,039,305.24	16,427.83
MS-CFB	BANK DEP	Morgan Stanley Bk	0.00	0.02	0.00	0.00	0.00	0.00	0.00	0.00	0.00
MSGXX	MMF	Morgan Stanley Govt MM	8,041,441.91	0.00	(8,041,441.91)	0.00	0.00	0.00	8,041,441.91	0.00	(8,041,441.91)
TEXPOOL	LGIP	TexPool	19,677,626.95	111,185,849.23	0.00	0.00	0.00	130,863,476.18	19,677,626.95	130,863,476.18	111,185,849.23
TEXSTAR	LGIP	TexSTAR	1,099,169.87	1,425.63	0.00	0.00	0.00	1,100,595.50	1,099,169.87	1,100,595.50	1,425.63
WF-CFB	BANK DEP	Wells Fargo Bk	15,099,914.03	21,507,785.93	(11,394,856.42)	0.00	0.00	25,212,843.54	15,099,914.03	25,212,843.54	10,112,929.51
CD-0624	CD-IAM	Dallas Capital Bk CD 0.750 01/09/17	0.00	15,000,000.00	(15,000,000.00)	0.00	0.00	0.00	0.00	0.00	0.00
CD-0924	CD-IAM	Dallas Capital Bk CD 0.750 02/08/17	0.00	15,009,863.01	(15,009,863.01)	0.00	0.00	0.00	0.00	0.00	0.00
CD-0948	CD-IAM	Dallas Capital Bk CD 0.750 04/10/17	0.00	15,000,000.00	0.00	0.00	0.00	15,000,000.00	0.00	15,000,000.00	15,000,000.00
CD-0504	CD-IAM	Dallas Capital Bk CD 0.700 09/08/17	15,000,000.00	0.00	0.00	0.00	0.00	15,000,000.00	15,000,000.00	15,000,000.00	0.00
3134G9N60	AGCY CALL	FHLMC 1.000 07/27/18	0.00	1,998,540.00	0.00	47.36	0.00	1,998,587.36	0.00	1,996,260.00	1,996,260.00
Total for General Fund			69,946,706.33	179,721,131.92	(49,446,176.42)	47.36	0.00	200,221,709.17	69,946,706.33	200,219,381.81	130,272,675.48

CUSIP	Security Type	Security Description	11/30/16 Book Value	Cost of Purchases	Maturities / Calls / Sales	Amortization / Accretion	Realized Gain/(Loss)	02/28/17 Book Value	11/30/16 Market Value	02/28/17 Market Value	Change in Mkt Value
Workers Compensation											
AISXX-CFB	MMF	Morgan Stanley Bk	235,684.91	0.00	(235,684.91)	0.00	0.00	0.00	235,684.91	0.00	(235,684.91)
CASH-INT	BANK DEP	Cash	3.96	713.92	(717.88)	0.00	0.00	0.00	3.96	0.00	(3.96)
DCB-MMC	BANK DEP	Dallas Capital Bk	202,877.93	249.99	0.00	0.00	0.00	203,127.92	202,877.93	203,127.92	249.99
GTBXX-CFB	MMF	Dreyfus Treas Prime MM	0.00	2,093.12	0.00	0.00	0.00	2,093.12	0.00	2,093.12	2,093.12
MS-CFB	BANK DEP	Morgan Stanley Bk	0.00	0.00	0.00	0.00	0.00	0.00	0.00	0.00	0.00
TEXPOOL	LGIP	TexPool	3,990,825.39	2,507,786.02	0.00	0.00	0.00	6,498,611.41	3,990,825.39	6,498,611.41	2,507,786.02
TNB-SVGS	BANK DEP	Town North Bk Svgs	0.00	0.00	0.00	0.00	0.00	0.00	0.00	0.00	0.00
CDAR-9048	CD-IAM	Dallas Capital Bk CDARS 0.500 12/08/16	2,000,000.00	0.00	(2,000,000.00)	0.00	0.00	0.00	2,000,000.00	0.00	(2,000,000.00)
05580AEY6	CD-IAM	BMW Bk CD 0.700 08/18/17	248,000.00	0.00	0.00	0.00	0.00	248,000.00	248,110.36	248,094.49	(15.87)
02006LJ87	CD	Ally Bk CD 1.100 08/20/18	248,000.00	0.00	0.00	0.00	0.00	248,000.00	247,765.89	247,032.30	(733.59)
140420E30	CD	Capital One Bk CD 1.150 09/10/18	248,000.00	0.00	0.00	0.00	0.00	248,000.00	247,695.21	246,924.92	(770.29)
48126XDV4	CD	JPM Chase Bk CD 1.150 09/16/18	249,000.00	0.00	0.00	0.00	0.00	249,000.00	248,717.63	247,922.83	(794.80)
05581WKG9	CD	BMO Harris Bank CD 1.150 09/21/18	248,000.00	0.00	0.00	0.00	0.00	248,000.00	247,653.79	246,853.74	(800.05)
254672L71	CD	Discover Bk CD 1.200 10/26/18	248,000.00	0.00	0.00	0.00	0.00	248,000.00	247,522.85	246,649.64	(873.21)
49306SWT9	CD	Key Bk CD 1.100 10/26/18	248,000.00	0.00	0.00	0.00	0.00	248,000.00	247,522.60	246,648.40	(874.20)
Total for Workers Compensation			8,166,392.19	2,510,843.05	(2,236,402.79)	0.00	0.00	8,440,832.45	8,164,380.52	8,433,958.77	269,578.25
Total for Carrollton-Farmers Branch ISD			168,372,951.39	212,160,120.97	(79,863,783.55)	47.36	0.00	300,669,336.15	168,370,939.72	300,660,135.11	132,289,195.39

CUSIP	Security Type	Security Description	Beg. Accrued	Interest Earned	Interest Rec'd / Sold / Matured	Interest Purchased	Ending Accrued	Disc Accr / Prem Amort	Net Income
Activity Fund									
TEXPOOL	LGIP	TexPool	0.00	2,552.20	2,552.20	0.00	0.00	0.00	2,552.20
Total for Activity Fund			0.00	2,552.20	2,552.20	0.00	0.00	0.00	2,552.20
After The Bell									
TEXPOOL	LGIP	TexPool	0.00	6,921.35	6,921.35	0.00	0.00	0.00	6,921.35
CDAR-9048	CD-IAM	Dallas Capital Bk CDARS 0.500 12/08/16	14,671.23	325.25	14,996.48	0.00	0.00	0.00	325.25
Total for After The Bell			14,671.23	7,246.60	21,917.83	0.00	0.00	0.00	7,246.60
Capital Projects 2008									
TEXPOOL	LGIP	TexPool	0.00	16.17	16.17	0.00	0.00	0.00	16.17
Total for Capital Projects 2008			0.00	16.17	16.17	0.00	0.00	0.00	16.17
Capital Projects 2012									
TEXPOOL	LGIP	TexPool	0.00	3,015.19	3,015.19	0.00	0.00	0.00	3,015.19
Total for Capital Projects 2012			0.00	3,015.19	3,015.19	0.00	0.00	0.00	3,015.19
Capital Projects 2013									
TEXPOOL	LGIP	TexPool	0.00	19,194.88	19,194.88	0.00	0.00	0.00	19,194.88
CD-50516	CD-IAM	Dallas Capital Bk CD 0.550 05/03/17	2,109.59	6,780.82	0.00	0.00	8,890.41	0.00	6,780.82
Total for Capital Projects 2013			2,109.59	25,975.70	19,194.88	0.00	8,890.41	0.00	25,975.70
City of Irving TIF #1									
TEXPOOL	LGIP	TexPool	0.00	48,973.50	48,973.50	0.00	0.00	0.00	48,973.50
Total for City of Irving TIF #1			0.00	48,973.50	48,973.50	0.00	0.00	0.00	48,973.50

CUSIP	Security Type	Security Description	Beg. Accrued	Interest Earned	Interest Rec'd / Sold / Matured	Interest Purchased	Ending Accrued	Disc Accr / Prem Amort	Net Income
Debt Service									
TEXPOOL	LGIP	TexPool	0.00	28,359.91	28,359.91	0.00	0.00	0.00	28,359.91
Total for Debt Service			0.00	28,359.91	28,359.91	0.00	0.00	0.00	28,359.91
Farmers Branch TIF #1									
TEXPOOL	LGIP	TexPool	0.00	10,961.14	10,961.14	0.00	0.00	0.00	10,961.14
Total for Farmers Branch TIF #1			0.00	10,961.14	10,961.14	0.00	0.00	0.00	10,961.14
Farmers Branch TIF #2									
TEXPOOL	LGIP	TexPool	0.00	391.37	391.37	0.00	0.00	0.00	391.37
Total for Farmers Branch TIF #2			0.00	391.37	391.37	0.00	0.00	0.00	391.37
Food Service									
TEXPOOL	LGIP	TexPool	0.00	3,321.83	3,321.83	0.00	0.00	0.00	3,321.83
Total for Food Service			0.00	3,321.83	3,321.83	0.00	0.00	0.00	3,321.83

CUSIP	Security Type	Security Description	Beg. Accrued	Interest Earned	Interest Rec'd / Sold / Matured	Interest Purchased	Ending Accrued	Disc Accr / Prem Amort	Net Income
General Fund									
LNSTGOV	LGIP	LoneStar Gov O/N	0.00	1,240.27	1,240.27	0.00	0.00	0.00	1,240.27
LT-CFB	BANK DEP	LegacyTexas Bk	0.00	16,427.83	16,427.83	0.00	0.00	0.00	16,427.83
MSGXX	MMF	Morgan Stanley Govt MM	0.00	216.04	216.04	0.00	0.00	0.00	216.04
TEXPOOL	LGIP	TexPool	0.00	98,510.98	98,510.98	0.00	0.00	0.00	98,510.98
TEXSTAR	LGIP	TexSTAR	0.00	1,425.63	1,425.63	0.00	0.00	0.00	1,425.63
WF-CFB	BANK DEP	Wells Fargo Bk	0.00	12,929.51	12,929.51	0.00	0.00	0.00	12,929.51
CD-0624	CD-IAM	Dallas Capital Bk CD 0.750 01/09/17	0.00	9,863.01	9,863.01	0.00	0.00	0.00	9,863.01
CD-0924	CD-IAM	Dallas Capital Bk CD 0.750 02/08/17	0.00	9,249.33	9,249.33	0.00	0.00	0.00	9,249.33
CD-0948	CD-IAM	Dallas Capital Bk CD 0.750 04/10/17	0.00	6,472.60	0.00	0.00	6,472.60	0.00	6,472.60
CD-0504	CD-IAM	Dallas Capital Bk CD 0.700 09/08/17	24,164.38	25,890.41	0.00	0.00	50,054.79	0.00	25,890.41
3134G9N60	AGCY CALL	FHLMC 1.000 07/27/18	0.00	944.45	0.00	(944.44)	1,888.89	47.36	991.81
Total for General Fund			24,164.38	183,170.06	149,862.60	(944.44)	58,416.28	47.36	183,217.42
Workers Compensation									
AISXX-CFB	MMF	Morgan Stanley Bk	0.00	14.85	14.85	0.00	0.00	0.00	14.85
CASH-INT	BANK DEP	Cash	0.00	0.01	0.01	0.00	0.00	0.00	0.01
DCB-MMC	BANK DEP	Dallas Capital Bk	0.00	249.99	249.99	0.00	0.00	0.00	249.99
GTBXX-CFB	MMF	Dreyfus Treas Prime MM	0.00	0.03	0.03	0.00	0.00	0.00	0.03
TEXPOOL	LGIP	TexPool	0.00	7,786.02	7,786.02	0.00	0.00	0.00	7,786.02
CDAR-9048	CD-IAM	Dallas Capital Bk CDARS 0.500 12/08/16	9,780.82	216.83	9,997.65	0.00	0.00	0.00	216.83
05580AEY6	CD-IAM	BMW Bk CD 0.700 08/18/17	494.64	428.06	0.00	0.00	922.70	0.00	428.06
02006LJ87	CD	Ally Bk CD 1.100 08/20/18	784.77	672.65	1,375.21	0.00	82.21	0.00	672.65
140420E30	CD	Capital One Bk CD 1.150 09/10/18	656.35	703.23	0.00	0.00	1,359.58	0.00	703.23
48126XDV4	CD	JPM Chase Bk CD 1.150 09/16/18	596.24	706.06	713.91	0.00	588.39	0.00	706.06
05581WKG9	CD	BMO Harris Bank CD 1.150 09/21/18	546.96	703.23	0.00	0.00	1,250.19	0.00	703.23
254672L71	CD	Discover Bk CD 1.200 10/26/18	293.52	733.81	0.00	0.00	1,027.33	0.00	733.81
49306SWT9	CD	Key Bk CD 1.100 10/26/18	269.06	672.66	0.00	0.00	941.72	0.00	672.66
Total for Workers Compensation			13,422.36	12,887.43	20,137.67	0.00	6,172.12	0.00	12,887.43
Total for Carrollton-Farmers Branch ISD			54,367.56	326,871.10	308,704.29	(944.44)	73,478.81	47.36	326,918.46

Trade Date	Settle Date	CUSIP	Security Type	Security Description	Coupon	Mty Date	Call Date	Par Value	Price	Principal Amount	Int Purchased / Received	Total Amount	Realized Gain / Loss	YTM	YTW
After The Bell															
Maturities															
12/08/16	12/08/16	CDAR-9048	CD-IAM	Dallas Capital Bk CDARS	0.500	12/08/16		3,000,000.00	100.000	3,000,000.00	14,958.90	3,014,958.90		0.500	
Total for: Maturities								3,000,000.00		3,000,000.00	14,958.90	3,014,958.90		0.500	
Income Payments															
12/08/16	12/08/16	CDAR-9048	CD-IAM	Dallas Capital Bk CDARS	0.500	12/08/16				0.00	37.58	37.58			
Total for: Income Payments										0.00	37.58	37.58			
General Fund															
Maturities															
01/09/17	01/09/17	CD-0624	CD-IAM	Dallas Capital Bk CD	0.750	01/09/17		15,000,000.00	100.000	15,000,000.00	9,863.01	15,009,863.01		0.750	
02/08/17	02/08/17	CD-0924	CD-IAM	Dallas Capital Bk CD	0.750	02/08/17		15,009,863.01	100.000	15,009,863.01	9,252.66	15,019,115.67		0.750	
Total for: Maturities								30,009,863.01		30,009,863.01	19,115.67	30,028,978.68		0.750	
Purchases															
12/08/16	12/08/16	CD-0624	CD-IAM	Dallas Capital Bk CD	0.750	01/09/17		15,000,000.00	100.000	15,000,000.00	0.00	15,000,000.00		0.750	0.750
01/09/17	01/09/17	CD-0924	CD-IAM	Dallas Capital Bk CD	0.750	02/08/17		15,009,863.01	100.000	15,009,863.01	0.00	15,009,863.01		0.750	0.750
02/08/17	02/14/17	3134G9N60	AGCY CALL	FHLMC	1.000	07/27/18	04/27/17	2,000,000.00	99.927	1,998,540.00	944.44	1,999,484.44		1.051	1.051
02/08/17	02/08/17	CD-0948	CD-IAM	Dallas Capital Bk CD	0.750	04/10/17		15,000,000.00	100.000	15,000,000.00	0.00	15,000,000.00		0.750	0.750
Total for: Purchases								47,009,863.01		47,008,403.01	944.44	47,009,347.45		0.763	0.763
Income Payments															
02/08/17	02/08/17	CD-0924	CD-IAM	Dallas Capital Bk CD	0.750	02/08/17				0.00	(3.33)	(3.33)			
Total for: Income Payments										0.00	(3.33)	(3.33)			

Trade Date	Settle Date	CUSIP	Security Type	Security Description	Coupon	Mty Date	Call Date	Par Value	Price	Principal Amount	Int Purchased / Received	Total Amount	Realized Gain / Loss	YTM	YTW
Workers Compensation															
Maturities															
12/08/16	12/08/16	CDAR-9048	CD-IAM	Dallas Capital Bk CDARS	0.500	12/08/16		2,000,000.00	100.000	2,000,000.00	9,972.60	2,009,972.60		0.500	
Total for: Maturities								2,000,000.00		2,000,000.00	9,972.60	2,009,972.60		0.500	
Income Payments															
12/08/16	12/08/16	CDAR-9048	CD-IAM	Dallas Capital Bk CDARS	0.500	12/08/16				0.00	25.05	25.05			
12/16/16	12/16/16	48126XDV4	CD	JPM Chase Bk CD	1.150	09/16/18				0.00	713.91	713.91			
02/21/17	02/18/17	02006LJ87	CD	Ally Bk CD	1.100	08/20/18				0.00	1,375.21	1,375.21			
Total for: Income Payments										0.00	2,114.17	2,114.17			

Trade Date	Settle Date	CUSIP	Security Type	Security Description	Coupon	Mty Date	Call Date	Par Value	Price	Principal Amount	Int Purchased / Received	Total Amount	Realized Gain / Loss	YTM	YTW
------------	-------------	-------	---------------	----------------------	--------	----------	-----------	-----------	-------	------------------	--------------------------	--------------	----------------------	-----	-----

Total for All Portfolios

Transaction Type	Quantity	Total Amount	Realized G/L	YTM	YTW
Total Maturities	35,009,863.01	35,053,910.18		0.714	
Total Purchases	47,009,863.01	47,009,347.45		0.763	0.763
Total Income Payments	0.00	2,148.42			

CUSIP	Settle Date	Security Type	Security Description	Next Call Date	Purchase Qty	Orig Price	Original Cost	Amrt/Accr for Period	Total Amrt/Accr Since Purch	Remaining Disc / Prem	Book Value
After The Bell											
CDAR-9048	12/10/15	CD-IAM	Dallas Capital Bk CDARS 0.500 12/08/16		0.00	100.000	0.00	0.00	0.00	0.00	0.00
Total for After The Bell					0.00		0.00	0.00	0.00	0.00	0.00
Capital Projects 2013											
CD-50516	11/03/16	CD-IAM	Dallas Capital Bk CD 0.550 05/03/17		5,000,000.00	100.000	5,000,000.00	0.00	0.00	0.00	5,000,000.00
Total for Capital Projects 2013					5,000,000.00		5,000,000.00	0.00	0.00	0.00	5,000,000.00
General Fund											
CD-0624	12/08/16	CD-IAM	Dallas Capital Bk CD 0.750 01/09/17		0.00	100.000	0.00	0.00	0.00	0.00	0.00
CD-0924	01/09/17	CD-IAM	Dallas Capital Bk CD 0.750 02/08/17		0.00	100.000	0.00	0.00	0.00	0.00	0.00
CD-0948	02/08/17	CD-IAM	Dallas Capital Bk CD 0.750 04/10/17		15,000,000.00	100.000	15,000,000.00	0.00	0.00	0.00	15,000,000.00
CD-0504	09/08/16	CD-IAM	Dallas Capital Bk CD 0.700 09/08/17		15,000,000.00	100.000	15,000,000.00	0.00	0.00	0.00	15,000,000.00
3134G9N60	02/14/17	AGCY CALL	FHLMC 1.000 07/27/18	04/27/17	2,000,000.00	99.927	1,998,540.00	47.36	47.36	1,412.64	1,998,587.36
Total for General Fund					32,000,000.00		31,998,540.00	47.36	47.36	1,412.64	31,998,587.36
Workers Compensation											
CDAR-9048	12/10/15	CD-IAM	Dallas Capital Bk CDARS 0.500 12/08/16		0.00	100.000	0.00	0.00	0.00	0.00	0.00
05580AEY6	08/19/16	CD-IAM	BMW Bk CD 0.700 08/18/17		248,000.00	100.000	248,000.00	0.00	0.00	0.00	248,000.00
02006LJ87	08/18/16	CD	Ally Bk CD 1.100 08/20/18		248,000.00	100.000	248,000.00	0.00	0.00	0.00	248,000.00
140420E30	09/08/16	CD	Capital One Bk CD 1.150 09/10/18		248,000.00	100.000	248,000.00	0.00	0.00	0.00	248,000.00
48126XDV4	09/16/16	CD	JPM Chase Bk CD 1.150 09/16/18		249,000.00	100.000	249,000.00	0.00	0.00	0.00	249,000.00
05581WKG9	09/22/16	CD	BMO Harris Bank CD 1.150 09/21/18		248,000.00	100.000	248,000.00	0.00	0.00	0.00	248,000.00
254672L71	10/26/16	CD	Discover Bk CD 1.200 10/26/18		248,000.00	100.000	248,000.00	0.00	0.00	0.00	248,000.00
49306SWT9	10/26/16	CD	Key Bk CD 1.100 10/26/18		248,000.00	100.000	248,000.00	0.00	0.00	0.00	248,000.00
Total for Workers Compensation					1,737,000.00		1,737,000.00	0.00	0.00	0.00	1,737,000.00

CUSIP	Settle Date	Security Type	Security Description	Next Call Date	Purchase Qty	Orig Price	Original Cost	Amrt/Accr for Period	Total Amrt/Accr Since Purch	Remaining Disc / Prem	Book Value
Total for Carrollton-Farmers Branch ISD					38,737,000.00	38,735,540.00	47.36	47.36	1,412.64	38,735,587.36	

CUSIP	Security Type	Security Description	Pay Date	Interest	Principal	Total Amount
Capital Projects 2013						
CD-50516	CD-IAM	Dallas Capital Bk CD 0.550 05/03/17	05/03/17	13,636.98	5,000,000.00	5,013,636.98
Total for Capital Projects 2013				13,636.98	5,000,000.00	5,013,636.98
General Fund						
CD-0948	CD-IAM	Dallas Capital Bk CD 0.750 04/10/17	04/10/17	18,801.36	15,000,000.00	15,018,801.36
3134G9N60	AGCY CALL	FHLMC 1.000 07/27/18	07/27/17	10,000.00	0.00	10,000.00
Total for General Fund				28,801.36	15,000,000.00	15,028,801.36
Workers Compensation						
140420E30	CD	Capital One Bk CD 1.150 09/10/18	03/08/17	1,426.00	0.00	1,426.00
48126XDV4	CD	JPM Chase Bk CD 1.150 09/16/18	03/16/17	715.87	0.00	715.87
05581WKG9	CD	BMO Harris Bank CD 1.150 09/21/18	03/21/17	1,406.46	0.00	1,406.46
254672L71	CD	Discover Bk CD 1.200 10/26/18	04/26/17	1,488.00	0.00	1,488.00
49306SWT9	CD	Key Bk CD 1.100 10/26/18	04/26/17	1,364.00	0.00	1,364.00
48126XDV4	CD	JPM Chase Bk CD 1.150 09/16/18	06/16/17	715.87	0.00	715.87
02006LJ87	CD	Ally Bk CD 1.100 08/20/18	08/18/17	1,364.00	0.00	1,364.00
05580AEY6	CD-IAM	BMW Bk CD 0.700 08/18/17	08/18/17	1,731.24	248,000.00	249,731.24
Total for Workers Compensation				10,211.44	248,000.00	258,211.44

CUSIP	Security Type	Security Description	Pay Date	Interest	Principal	Total Amount
-------	---------------	----------------------	----------	----------	-----------	--------------

Total for All Portfolios

March 2017	3,548.33	0.00	3,548.33
April 2017	21,653.36	15,000,000.00	15,021,653.36
May 2017	13,636.98	5,000,000.00	5,013,636.98
June 2017	715.87	0.00	715.87
July 2017	10,000.00	0.00	10,000.00
August 2017	3,095.24	248,000.00	251,095.24

Total Projected Cash Flows for Carrollton-Farmers Branch ISD	52,649.78	20,248,000.00	20,300,649.78
---	------------------	----------------------	----------------------