

Carrollton-Farmers Branch ISD



Carrollton · Farmers Branch

Independent School District

••• An Innovative Leader in Learning •••

For the Quarter Ended

February 29, 2016

Report Name

- Certification Page
- Executive Summary
- Benchmark Comparison
- Detail of Security Holdings
- Change in Value
- Earned Income
- Investment Transactions
- Amortization and Accretion
- Projected Fixed Income Cash Flows

MARKET RECAP - FEBRUARY 2016:

Softer economic data, falling oil prices and ongoing concerns about the global economic environment weighed on financial markets for much of February. The ISM manufacturing index logged a fourth straight month in contractionary territory, coming in at 48.2 for January. The ISM non-manufacturing index, which covers the service sector, held above 50, indicating expansion, but fell well short of expectations at 53.5. The lowest reading since February 2014 raised concerns that weakness in the manufacturing sector was beginning to spill over into the service sector. The January employment report was mixed, with non-farm payrolls missing forecasts with just +151k in job gains, unemployment falling to an eight-year low of 4.9% and average hourly earnings rising by a solid +0.5%. Wages are now up +2.5% year-over-year, an encouraging sign for Fed officials who have been hoping for better wage growth. The weak ISM reports and worries about global economies cast a dark shadow during early February. On February 10th, Federal Reserve Chair Janet Yellen's congressional testimony failed to soothe financial markets. The next day, with oil prices hitting a 13-year low of \$26.22 per barrel and the DJIA reaching the lowest point in two years, the two-year T-note yield dropped to 0.60%, nearly 50 basis points below the recent December high.

Data improved in the second half of February. A better than expected January retail sales report showed sales growing +0.2% while December data was revised from -0.1% to +0.3%. Even stronger results were embedded in the details as sales ex-gasoline rose +0.4% and the control group advanced +0.6%. Durable goods orders grew the most since June 2014, climbing +4.9% in January, although this was mostly pay back from the weak -4.6% December figure. Fourth quarter GDP was revised upward from +0.7% to +1.0%. Signs of firming inflation emerged as well. Although the headline consumer price index (CPI) was unchanged, the core rate, which excludes food and energy, advanced +0.3% in January and is now running at a +2.2 annual pace. The Fed's preferred inflation measure, core personal consumption expenditures (PCE), rose +0.3% in January, the largest single month jump in nine years. On a year-over-year basis, core PCE inflation is now rising at a +1.7% pace, the fastest since November 2012.




With data improving late in the month, signs that inflation is firming and oil prices stabilizing north of \$30, markets found their footing. From its February 11th low at 15,660, the DJIA average rallied over 5% to close the month at 16,516. The broader S&P 500 followed a similar path and both indexes are now down less than 3% on the year. Bond yields have been moving right along with stocks. The two-year T-note opened the month yielding 0.82%, traded as low as 0.60% and closed the month at 0.78%. The 10-year T-note opened at 1.92%, reached a low of 1.53% and closed at 1.74%.

For the Quarter Ended
February 29, 2016

This report is prepared for the **Carrollton-Farmers Branch ISD** (the "Entity") in accordance with Chapter 2256 of the Texas Public Funds Investment Act ("PFIA"). Section 2256.023(a) of the PFIA states that: "Not less than quarterly, the investment officer shall prepare and submit to the governing body of the entity a written report of the investment transactions for all funds covered by this chapter for the preceding reporting period." This report is signed by the Entity's investment officers and includes the disclosures required in the PFIA. To the extent possible, market prices have been obtained from independent pricing sources.

The investment portfolio complied with the PFIA and the Entity's approved Investment Policy and Strategy throughout the period. All investment transactions made in the portfolio during this period were made on behalf of the Entity and were made in full compliance with the PFIA and the approved Investment Policy.

Officer Names and Titles:

	
Name: Tonya Tillman	Title: Assoc Superintendent for Business Svcs
	
Name: Scott Roderick	Title: Chief Financial Officer
	
Name: Steven Franks	Title: Director of Accounting

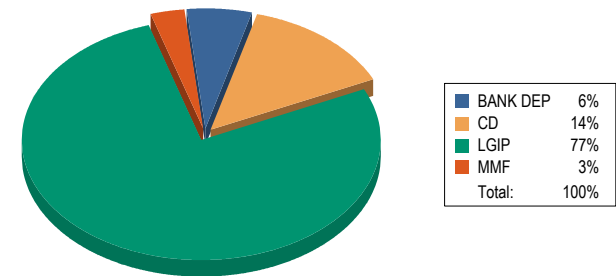
Account Summary

Allocation by Security Type

Beginning Values as of 11/30/15

Ending Values as of 02/29/16

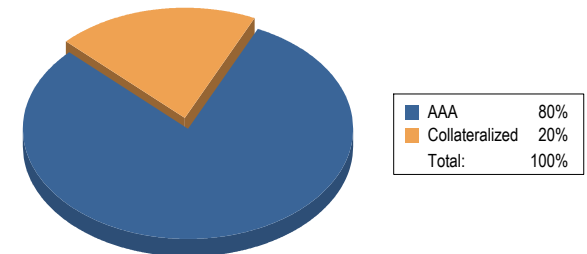
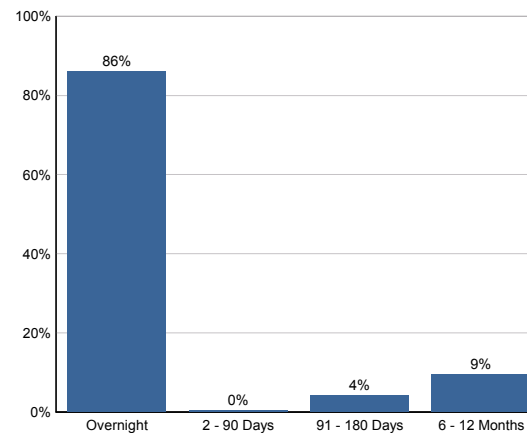
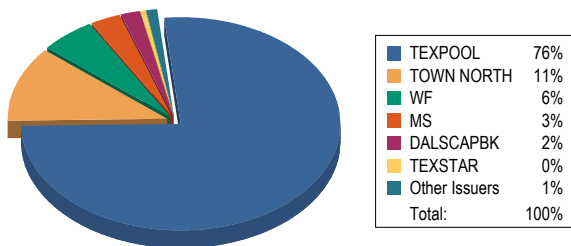
Par Value	156,210,988.87	264,969,696.95
Market Value	156,214,455.33	264,970,407.81
Book Value	156,210,988.87	264,969,696.95
Unrealized Gain/(Loss)	3,466.46	710.86
Market Value %	100.00%	100.00%
Weighted Avg. YTW	0.213%	0.323%
Weighted Avg. YTM	0.213%	0.323%



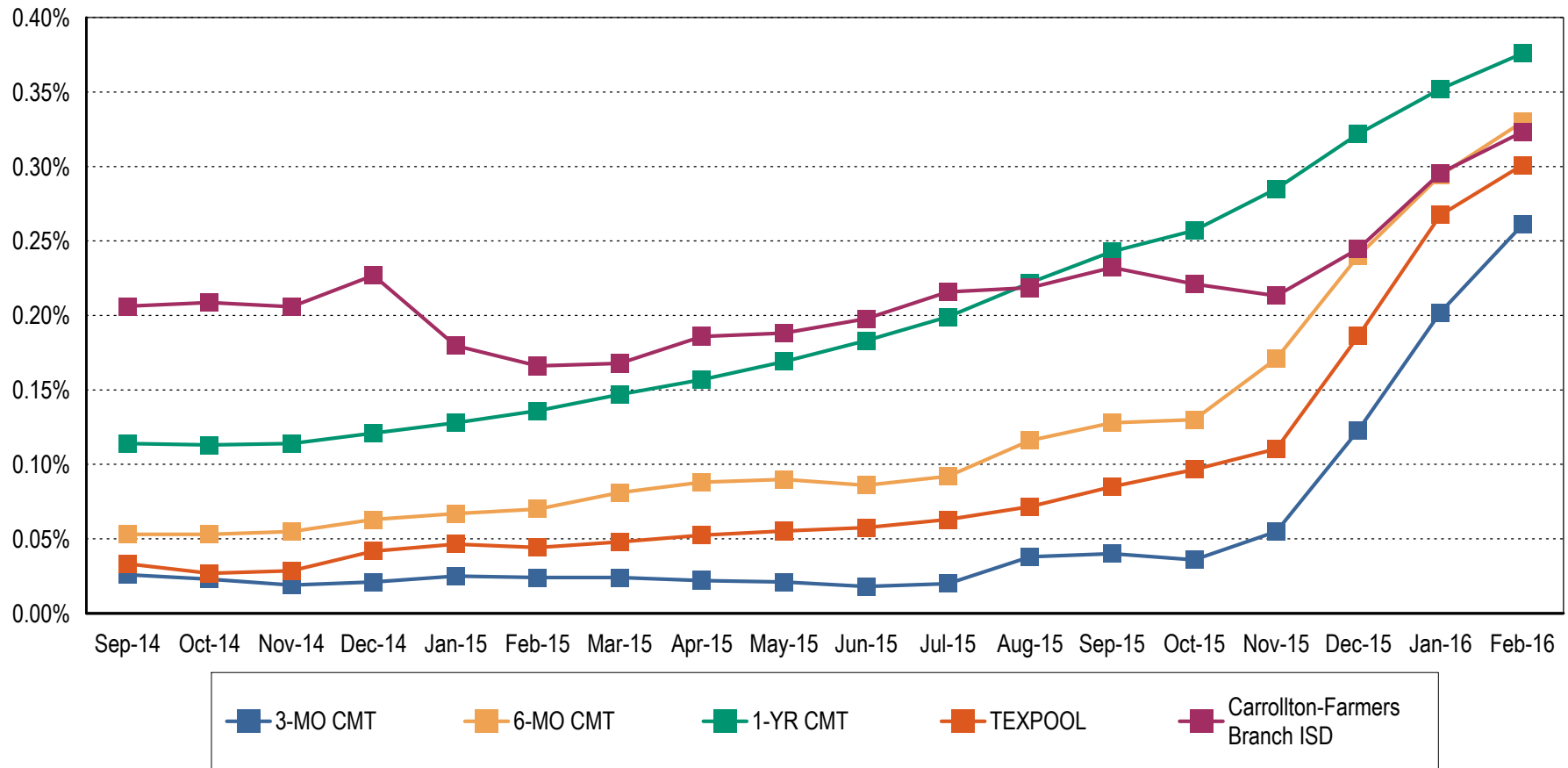
Allocation by Issuer

Maturity Distribution %

Credit Quality



Weighted Average Days to Maturity: 28



Note 1: CMT stands for Constant Maturity Treasury. This data is published in Federal Reserve Statistical Release H.15 and represents an average of all actively traded Treasury securities having that time remaining until maturity. This is a standard industry benchmark for Treasury securities. The CMT benchmarks are moving averages. The 3-month CMT is the daily average for the previous 3 months, the 6-month CMT is the daily average for the previous 6 months, and the 1-year and 2-year CMT's are the daily averages for the previous 12-months.

Note 2: Benchmark data for TexPool is the monthly average yield.

CUSIP	Settle Date	Sec. Type	Sec. Description	CPN	Mty Date	Next Call	Call Type	Par Value	Purch Price	Orig Cost	Book Value	Mkt Price	Market Value	Days to Mty	Days to Call	YTM	YTW
Activity Fund																	
TEXPOOL		LGIP	TexPool					2,000,932.73	100.000	2,000,932.73	2,000,932.73	100.000	2,000,932.73	1		0.301	0.301
Total for Activity Fund								2,000,932.73	100.000	2,000,932.73	2,000,932.73	100.000	2,000,932.73	1		0.301	0.301
After The Bell																	
TEXPOOL		LGIP	TexPool					2,253,420.12	100.000	2,253,420.12	2,253,420.12	100.000	2,253,420.12	1		0.301	0.301
CDAR-9048	12/10/15	CD-IAM	Dallas Capital Bk CDARS	0.500	12/08/16			3,000,000.00	100.000	3,000,000.00	3,000,000.00	100.000	3,000,000.00	283		0.500	0.500
Total for After The Bell								5,253,420.12	100.000	5,253,420.12	5,253,420.12	100.000	5,253,420.12	162		0.415	0.415
Capital Projects 2008																	
TEXPOOL		LGIP	TexPool					62,605.57	100.000	62,605.57	62,605.57	100.000	62,605.57	1		0.301	0.301
Total for Capital Projects 2008								62,605.57	100.000	62,605.57	62,605.57	100.000	62,605.57	1		0.301	0.301
Capital Projects 2012																	
TEXPOOL		LGIP	TexPool					2,506,327.86	100.000	2,506,327.86	2,506,327.86	100.000	2,506,327.86	1		0.301	0.301
Total for Capital Projects 2012								2,506,327.86	100.000	2,506,327.86	2,506,327.86	100.000	2,506,327.86	1		0.301	0.301
Capital Projects 2013																	
TEXPOOL		LGIP	TexPool					25,136,326.74	100.000	25,136,326.74	25,136,326.74	100.000	25,136,326.74	1		0.301	0.301
CDAR-8297	11/05/15	CD-IAM	Town North Bk CDARS	0.500	11/03/16			5,000,000.00	100.000	5,000,000.00	5,000,000.00	100.000	5,000,000.00	248		0.500	0.500
Total for Capital Projects 2013								30,136,326.74	100.000	30,136,326.74	30,136,326.74	100.000	30,136,326.74	42		0.334	0.334

CUSIP	Settle Date	Sec. Type	Sec. Description	CPN	Mty Date	Next Call	Call Type	Par Value	Purch Price	Orig Cost	Book Value	Mkt Price	Market Value	Days to Mty	Days to Call	YTM	YTW
City of Irving TIF #1																	
TEXPOOL		LGIP	TexPool					23,207,313.86	100.000	23,207,313.86	23,207,313.86	100.000	23,207,313.86	1		0.301	0.301
CDAR-5385	08/20/15	CD-IAM	Town North Bk CDARS	0.500	08/18/16			10,000,000.00	100.000	10,000,000.00	10,000,000.00	100.000	10,000,000.00	171		0.500	0.500
Total for City of Irving TIF #1								33,207,313.86	100.000	33,207,313.86	33,207,313.86	100.000	33,207,313.86	52		0.361	0.361
Debt Service																	
TEXPOOL		LGIP	TexPool					11,673,078.15	100.000	11,673,078.15	11,673,078.15	100.000	11,673,078.15	1		0.301	0.301
Total for Debt Service								11,673,078.15	100.000	11,673,078.15	11,673,078.15	100.000	11,673,078.15	1		0.301	0.301
Farmers Branch TIF #1																	
TEXPOOL		LGIP	TexPool					7,870,211.53	100.000	7,870,211.53	7,870,211.53	100.000	7,870,211.53	1		0.301	0.301
Total for Farmers Branch TIF #1								7,870,211.53	100.000	7,870,211.53	7,870,211.53	100.000	7,870,211.53	1		0.301	0.301
Farmers Branch TIF #2																	
TEXPOOL		LGIP	TexPool					178,420.19	100.000	178,420.19	178,420.19	100.000	178,420.19	1		0.301	0.301
Total for Farmers Branch TIF #2								178,420.19	100.000	178,420.19	178,420.19	100.000	178,420.19	1		0.301	0.301
Food Service																	
TEXPOOL		LGIP	TexPool					651,016.26	100.000	651,016.26	651,016.26	100.000	651,016.26	1		0.301	0.301
Total for Food Service								651,016.26	100.000	651,016.26	651,016.26	100.000	651,016.26	1		0.301	0.301

CUSIP	Settle Date	Sec. Type	Sec. Description	CPN	Mty Date	Next Call	Call Type	Par Value	Purch Price	Orig Cost	Book Value	Mkt Price	Market Value	Days to Mty	Days to Call	YTM	YTW
General Fund																	
LNSTGOV		LGIP	LoneStar Govt O/N					1,002,884.55	100.000	1,002,884.55	1,002,884.55	100.000	1,002,884.55	1		0.310	0.310
MS-CFB		BANK DEP	Morgan Stanley Bk					15.08	100.000	15.08	15.08	100.000	15.08	1		0.010	0.010
MSGXX		MMF	Morgan Stanley Govt Port MM					8,034,162.59	100.000	8,034,162.59	8,034,162.59	100.000	8,034,162.59	1		0.230	0.230
TEXPOOL		LGIP	TexPool					122,883,779.43	100.000	122,883,779.43	122,883,779.43	100.000	122,883,779.43	1		0.301	0.301
TEXSTAR		LGIP	TexSTAR					1,095,950.24	100.000	1,095,950.24	1,095,950.24	100.000	1,095,950.24	1		0.315	0.315
WF-CFB		BANK DEP	Wells Fargo					15,075,015.41	100.000	15,075,015.41	15,075,015.41	100.000	15,075,015.41	1		0.230	0.230
CDAR-5847	09/10/15	CD-IAM	Town North Bk CDARS	0.500	09/08/16			10,000,000.00	100.000	10,000,000.00	10,000,000.00	100.000	10,000,000.00	192		0.500	0.500
CDAR-0337	09/17/15	CD-IAM	Town North Bk CDARS	0.500	09/15/16			5,000,000.00	100.000	5,000,000.00	5,000,000.00	100.000	5,000,000.00	199		0.500	0.500
Total for General Fund								163,091,807.30	100.000	163,091,807.30	163,091,807.30	100.000	163,091,807.30	19		0.309	0.309
Workers Compensation																	
DCB-MMC		BANK DEP	Dallas Capital Bk					202,117.33	100.000	202,117.33	202,117.33	100.000	202,117.33	1		0.500	0.500
GTBXX-CFB		MMF	Dreyfus Treas Prime MMF					37,908.00	100.000	37,908.00	37,908.00	100.000	37,908.00	1		0.010	0.010
MS-CFB		BANK DEP	Morgan Stanley Bk					235,484.90	100.000	235,484.90	235,484.90	100.000	235,484.90	1		0.010	0.010
TEXPOOL		LGIP	TexPool					3,875,726.41	100.000	3,875,726.41	3,875,726.41	100.000	3,875,726.41	1		0.301	0.301
87164DEH9	04/03/14	CD	Synovus Bk CD	0.500	04/04/16			248,000.00	100.000	248,000.00	248,000.00	100.008	248,019.34	35		0.500	0.500
06246PAL9	04/09/14	CD	Bk of Grove CD	0.500	04/08/16			249,000.00	100.000	249,000.00	249,000.00	100.002	249,004.98	39		0.500	0.500
06740KGJ0	04/23/14	CD	Barclays Bk CD	0.450	04/25/16			248,000.00	100.000	248,000.00	248,000.00	99.999	247,996.78	56		0.450	0.450
337630AH0	06/06/14	CD	Firsttrust Svgs Bk CD	0.500	06/06/16			249,000.00	100.000	249,000.00	249,000.00	99.986	248,965.14	98		0.500	0.500
509685EW9	06/27/14	CD	Lake Forest Bk & Trust CD	0.500	06/27/16			248,000.00	100.000	248,000.00	248,000.00	100.016	248,040.42	119		0.501	0.501
02006LGB3	08/07/14	CD	Ally Bk CD	0.850	08/08/16			248,000.00	100.000	248,000.00	248,000.00	100.111	248,275.03	161		0.850	0.850
87482VAA3	08/06/14	CD	Talmer Bk & Trust CD	0.700	08/08/16			249,000.00	100.000	249,000.00	249,000.00	100.046	249,115.04	161		0.700	0.700
71270QFL5	08/20/14	CD	People's United Bk CD	0.850	08/22/16			248,000.00	100.000	248,000.00	248,000.00	100.119	248,294.13	175		0.850	0.850
CDAR-9048	12/10/15	CD-IAM	Dallas Capital Bk CDARS	0.500	12/08/16			2,000,000.00	100.000	2,000,000.00	2,000,000.00	100.000	2,000,000.00	283		0.500	0.500
Total for Workers Compensation								8,338,236.64	100.000	8,338,236.64	8,338,236.64	100.009	8,338,947.50	94		0.417	0.417
Total for Carrollton-Farmers Branch ISD								264,969,696.95	100.000	264,969,696.95	264,969,696.95	100.000	264,970,407.81	29		0.323	0.323

CUSIP	Security Type	Security Description	11/30/15 Book Value	Cost of Purchases	Maturities / Calls / Sales	Amortization / Accretion	Realized Gain/(Loss)	02/29/16 Book Value	11/30/15 Market Value	02/29/16 Market Value	Change in Mkt Value
Activity Fund											
TEXPOOL	LGIP	TexPool	2,000,476.97	795.09	(339.33)	0.00	0.00	2,000,932.73	2,000,476.97	2,000,932.73	455.76
Total for Activity Fund			2,000,476.97	795.09	(339.33)	0.00	0.00	2,000,932.73	2,000,476.97	2,000,932.73	455.76
After The Bell											
TEXPOOL	LGIP	TexPool	551,916.75	2,500,942.42	(799,439.05)	0.00	0.00	2,253,420.12	551,916.75	2,253,420.12	1,701,503.37
CDAR34642	CD-IAM	Town North Bk CDARS 0.500 12/10/15	3,000,000.00	0.00	(3,000,000.00)	0.00	0.00	0.00	3,000,000.00	0.00	(3,000,000.00)
CDAR-9048	CD-IAM	Dallas Capital Bk CDARS 0.500 12/08/16	0.00	3,000,000.00	0.00	0.00	0.00	3,000,000.00	0.00	3,000,000.00	3,000,000.00
Total for After The Bell			3,551,916.75	5,500,942.42	(3,799,439.05)	0.00	0.00	5,253,420.12	3,551,916.75	5,253,420.12	1,701,503.37
Capital Projects 2008											
TEXPOOL	LGIP	TexPool	62,566.47	39.10	0.00	0.00	0.00	62,605.57	62,566.47	62,605.57	39.10
Total for Capital Projects 2008			62,566.47	39.10	0.00	0.00	0.00	62,605.57	62,566.47	62,605.57	39.10
Capital Projects 2012											
TEXPOOL	LGIP	TexPool	4,834.80	2,501,493.06	0.00	0.00	0.00	2,506,327.86	4,834.80	2,506,327.86	2,501,493.06
Total for Capital Projects 2012			4,834.80	2,501,493.06	0.00	0.00	0.00	2,506,327.86	4,834.80	2,506,327.86	2,501,493.06
Capital Projects 2013											
TEXPOOL	LGIP	TexPool	23,685,267.51	2,404,103.60	(953,044.37)	0.00	0.00	25,136,326.74	23,685,267.51	25,136,326.74	1,451,059.23
CDAR-8297	CD-IAM	Town North Bk CDARS 0.500 11/03/16	5,000,000.00	0.00	0.00	0.00	0.00	5,000,000.00	5,000,000.00	5,000,000.00	0.00
Total for Capital Projects 2013			28,685,267.51	2,404,103.60	(953,044.37)	0.00	0.00	30,136,326.74	28,685,267.51	30,136,326.74	1,451,059.23

CUSIP	Security Type	Security Description	11/30/15 Book Value	Cost of Purchases	Maturities / Calls / Sales	Amortization / Accretion	Realized Gain/(Loss)	02/29/16 Book Value	11/30/15 Market Value	02/29/16 Market Value	Change in Mkt Value
City of Irving TIF #1											
TEXPOOL	LGIP	TexPool	28,191,154.24	4,461.46	(4,988,301.84)	0.00	0.00	23,207,313.86	28,191,154.24	23,207,313.86	(4,983,840.38)
CDAR-5385	CD-IAM	Town North Bk CDARS 0.500 08/18/16	10,000,000.00	0.00	0.00	0.00	0.00	10,000,000.00	10,000,000.00	10,000,000.00	0.00
Total for City of Irving TIF #1			38,191,154.24	4,461.46	(4,988,301.84)	0.00	0.00	33,207,313.86	38,191,154.24	33,207,313.86	(4,983,840.38)
Debt Service											
TEXPOOL	LGIP	TexPool	9,856,290.04	26,608,337.21	(24,791,549.10)	0.00	0.00	11,673,078.15	9,856,290.04	11,673,078.15	1,816,788.11
Total for Debt Service			9,856,290.04	26,608,337.21	(24,791,549.10)	0.00	0.00	11,673,078.15	9,856,290.04	11,673,078.15	1,816,788.11
Farmers Branch TIF #1											
TEXPOOL	LGIP	TexPool	7,865,298.34	4,913.19	0.00	0.00	0.00	7,870,211.53	7,865,298.34	7,870,211.53	4,913.19
Total for Farmers Branch TIF #1			7,865,298.34	4,913.19	0.00	0.00	0.00	7,870,211.53	7,865,298.34	7,870,211.53	4,913.19
Farmers Branch TIF #2											
TEXPOOL	LGIP	TexPool	178,308.86	111.33	0.00	0.00	0.00	178,420.19	178,308.86	178,420.19	111.33
Total for Farmers Branch TIF #2			178,308.86	111.33	0.00	0.00	0.00	178,420.19	178,308.86	178,420.19	111.33
Food Service											
TEXPOOL	LGIP	TexPool	223,507.31	2,075,111.50	(1,647,602.55)	0.00	0.00	651,016.26	223,507.31	651,016.26	427,508.95
Total for Food Service			223,507.31	2,075,111.50	(1,647,602.55)	0.00	0.00	651,016.26	223,507.31	651,016.26	427,508.95

CUSIP	Security Type	Security Description	11/30/15 Book Value	Cost of Purchases	Maturities / Calls / Sales	Amortization / Accretion	Realized Gain/(Loss)	02/29/16 Book Value	11/30/15 Market Value	02/29/16 Market Value	Change in Mkt Value
General Fund											
CASH-INT	BANK DEP	Cash	0.00	0.00	0.00	0.00	0.00	0.00	0.00	0.00	0.00
LNSTGOV	LGIP	LoneStar Govt O/N	1,002,255.09	629.46	0.00	0.00	0.00	1,002,884.55	1,002,255.09	1,002,884.55	629.46
MS-CFB	BANK DEP	Morgan Stanley Bk	15.08	0.00	0.00	0.00	0.00	15.08	15.08	15.08	0.00
MSGXX	MMF	Morgan Stanley Govt Port MM	8,033,040.72	1,121.87	0.00	0.00	0.00	8,034,162.59	8,033,040.72	8,034,162.59	1,121.87
TEXPOOL	LGIP	TexPool	18,981,830.83	103,901,948.60	0.00	0.00	0.00	122,883,779.43	18,981,830.83	122,883,779.43	103,901,948.60
TEXSTAR	LGIP	TexSTAR	1,095,250.18	700.06	0.00	0.00	0.00	1,095,950.24	1,095,250.18	1,095,950.24	700.06
WF-CFB	BANK DEP	Wells Fargo	15,066,561.26	8,454.15	0.00	0.00	0.00	15,075,015.41	15,066,561.26	15,075,015.41	8,454.15
CDAR-5847	CD-IAM	Town North Bk CDARS 0.500 09/08/16	10,000,000.00	0.00	0.00	0.00	0.00	10,000,000.00	10,000,000.00	10,000,000.00	0.00
CDAR-0337	CD-IAM	Town North Bk CDARS 0.500 09/15/16	5,000,000.00	0.00	0.00	0.00	0.00	5,000,000.00	5,000,000.00	5,000,000.00	0.00
Total for General Fund			59,178,953.16	103,912,854.14	0.00	0.00	0.00	163,091,807.30	59,178,953.16	163,091,807.30	103,912,854.14

CUSIP	Security Type	Security Description	11/30/15 Book Value	Cost of Purchases	Maturities / Calls / Sales	Amortization / Accretion	Realized Gain/(Loss)	02/29/16 Book Value	11/30/15 Market Value	02/29/16 Market Value	Change in Mkt Value
Workers Compensation											
CASH-INT	BANK DEP	Cash	0.00	0.00	0.00	0.00	0.00	0.00	0.00	0.00	0.00
DCB-MMC	BANK DEP	Dallas Capital Bk	201,866.04	251.29	0.00	0.00	0.00	202,117.33	201,866.04	202,117.33	251.29
GTBXX-CFB	MMF	Dreyfus Treas Prime MMF	32,736.50	250,940.27	(245,768.77)	0.00	0.00	37,908.00	32,736.50	37,908.00	5,171.50
MS-CFB	BANK DEP	Morgan Stanley Bk	1,982.57	248,500.45	(14,998.12)	0.00	0.00	235,484.90	1,982.57	235,484.90	233,502.33
TEXPOOL	LGIP	TexPool	1,442,829.31	2,432,897.10	0.00	0.00	0.00	3,875,726.41	1,442,829.31	3,875,726.41	2,432,897.10
TNB-SVGS	BANK DEP	Town North Bk Svgs	0.00	0.00	0.00	0.00	0.00	0.00	0.00	0.00	0.00
CDAR34642	CD-IAM	Town North Bk CDARS 0.500 12/10/15	2,000,000.00	0.00	(2,000,000.00)	0.00	0.00	0.00	2,000,000.00	0.00	(2,000,000.00)
38147JH62	CD	Goldman Sachs CD 0.400 12/18/15	248,000.00	0.00	(248,000.00)	0.00	0.00	0.00	248,023.81	0.00	(248,023.81)
872278CB0	CD	TCF Bk CD 0.550 12/18/15	249,000.00	0.00	(249,000.00)	0.00	0.00	0.00	249,038.10	0.00	(249,038.10)
508176CF9	CD	Lake City Bk CD 0.550 01/29/16	249,000.00	0.00	(249,000.00)	0.00	0.00	0.00	249,134.21	0.00	(249,134.21)
87164DEH9	CD	Synovus Bk CD 0.500 04/04/16	248,000.00	0.00	0.00	0.00	0.00	248,000.00	248,311.24	248,019.34	(291.90)
06246PAL9	CD	Bk of Grove CD 0.500 04/08/16	249,000.00	0.00	0.00	0.00	0.00	249,000.00	249,022.41	249,004.98	(17.43)
06740KGJ0	CD	Barclays Bk CD 0.450 04/25/16	248,000.00	0.00	0.00	0.00	0.00	248,000.00	248,286.44	247,996.78	(289.66)
337630AH0	CD	Firsttrust Svgs Bk CD 0.500 06/06/16	249,000.00	0.00	0.00	0.00	0.00	249,000.00	249,346.86	248,965.14	(381.72)
509685EW9	CD	Lake Forest Bk & Trust CD 0.500 06/27/16	248,000.00	0.00	0.00	0.00	0.00	248,000.00	248,351.42	248,040.42	(311.00)
02006LGB3	CD	Ally Bk CD 0.850 08/08/16	248,000.00	0.00	0.00	0.00	0.00	248,000.00	248,734.08	248,275.03	(459.05)
87482VAA3	CD	Talmer Bk & Trust CD 0.700 08/08/16	249,000.00	0.00	0.00	0.00	0.00	249,000.00	249,483.56	249,115.04	(368.52)
71270QFL5	CD	People's United Bk CD 0.850 08/22/16	248,000.00	0.00	0.00	0.00	0.00	248,000.00	248,734.33	248,294.13	(440.20)
CDAR-9048	CD-IAM	Dallas Capital Bk CDARS 0.500 12/08/16	0.00	2,000,000.00	0.00	0.00	0.00	2,000,000.00	0.00	2,000,000.00	2,000,000.00
Total for Workers Compensation			6,412,414.42	4,932,589.11	(3,006,766.89)	0.00	0.00	8,338,236.64	6,415,880.88	8,338,947.50	1,923,066.62
Total for Carrollton-Farmers Branch ISD			156,210,988.87	147,945,751.21	(39,187,043.13)	0.00	0.00	264,969,696.95	156,214,455.33	264,970,407.81	108,755,952.48

CUSIP	Security Type	Security Description	Beg. Accrued	Interest Earned	Interest Rec'd / Sold / Matured	Interest Purchased	Ending Accrued	Disc Accr / Prem Amort	Net Income
Activity Fund									
TEXPOOL	LGIP	TexPool	0.00	1,249.31	1,249.31	0.00	0.00	0.00	1,249.31
Total for Activity Fund			0.00	1,249.31	1,249.31	0.00	0.00	0.00	1,249.31
After The Bell									
TEXPOOL	LGIP	TexPool	0.00	1,503.37	1,503.37	0.00	0.00	0.00	1,503.37
CDAR34642	CD-IAM	Town North Bk CDARS 0.500 12/10/15	14,589.04	407.45	14,996.49	0.00	0.00	0.00	407.45
CDAR-9048	CD-IAM	Dallas Capital Bk CDARS 0.500 12/08/16	0.00	3,369.86	0.00	0.00	3,369.86	0.00	3,369.86
Total for After The Bell			14,589.04	5,280.68	16,499.86	0.00	3,369.86	0.00	5,280.68
Capital Projects 2008									
TEXPOOL	LGIP	TexPool	0.00	39.10	39.10	0.00	0.00	0.00	39.10
Total for Capital Projects 2008			0.00	39.10	39.10	0.00	0.00	0.00	39.10
Capital Projects 2012									
TEXPOOL	LGIP	TexPool	0.00	1,493.06	1,493.06	0.00	0.00	0.00	1,493.06
Total for Capital Projects 2012			0.00	1,493.06	1,493.06	0.00	0.00	0.00	1,493.06
Capital Projects 2013									
TEXPOOL	LGIP	TexPool	0.00	16,059.23	16,059.23	0.00	0.00	0.00	16,059.23
CDAR-8297	CD-IAM	Town North Bk CDARS 0.500 11/03/16	1,780.82	6,232.88	0.00	0.00	8,013.70	0.00	6,232.88
Total for Capital Projects 2013			1,780.82	22,292.11	16,059.23	0.00	8,013.70	0.00	22,292.11

CUSIP	Security Type	Security Description	Beg. Accrued	Interest Earned	Interest Rec'd / Sold / Matured	Interest Purchased	Ending Accrued	Disc Accr / Prem Amort	Net Income
City of Irving TIF #1									
TEXPOOL	LGIP	TexPool	0.00	16,159.62	16,159.62	0.00	0.00	0.00	16,159.62
CDAR-5385	CD-IAM	Town North Bk CDARS 0.500 08/18/16	14,109.59	12,465.75	0.00	0.00	26,575.34	0.00	12,465.75
Total for City of Irving TIF #1			14,109.59	28,625.37	16,159.62	0.00	26,575.34	0.00	28,625.37
Debt Service									
TEXPOOL	LGIP	TexPool	0.00	13,369.11	13,369.11	0.00	0.00	0.00	13,369.11
Total for Debt Service			0.00	13,369.11	13,369.11	0.00	0.00	0.00	13,369.11
Farmers Branch TIF #1									
TEXPOOL	LGIP	TexPool	0.00	4,913.19	4,913.19	0.00	0.00	0.00	4,913.19
Total for Farmers Branch TIF #1			0.00	4,913.19	4,913.19	0.00	0.00	0.00	4,913.19
Farmers Branch TIF #2									
TEXPOOL	LGIP	TexPool	0.00	111.33	111.33	0.00	0.00	0.00	111.33
Total for Farmers Branch TIF #2			0.00	111.33	111.33	0.00	0.00	0.00	111.33
Food Service									
TEXPOOL	LGIP	TexPool	0.00	754.89	754.89	0.00	0.00	0.00	754.89
Total for Food Service			0.00	754.89	754.89	0.00	0.00	0.00	754.89

CUSIP	Security Type	Security Description	Beg. Accrued	Interest Earned	Interest Rec'd / Sold / Matured	Interest Purchased	Ending Accrued	Disc Accr / Prem Amort	Net Income
General Fund									
LNSTGOV	LGIP	LoneStar Govt O/N	0.00	629.46	629.46	0.00	0.00	0.00	629.46
MSGXX	MMF	Morgan Stanley Govt Port MM	0.00	1,121.87	1,121.87	0.00	0.00	0.00	1,121.87
TEXPOOL	LGIP	TexPool	0.00	50,300.23	50,300.23	0.00	0.00	0.00	50,300.23
TEXSTAR	LGIP	TexSTAR	0.00	700.06	700.06	0.00	0.00	0.00	700.06
WF-CFB	BANK DEP	Wells Fargo	0.00	8,454.15	8,454.15	0.00	0.00	0.00	8,454.15
CDAR-5847	CD-IAM	Town North Bk CDARS 0.500 09/08/16	11,232.88	12,465.75	0.00	0.00	23,698.63	0.00	12,465.75
CDAR-0337	CD-IAM	Town North Bk CDARS 0.500 09/15/16	5,136.99	6,232.87	0.00	0.00	11,369.86	0.00	6,232.87
Total for General Fund			16,369.87	79,904.39	61,205.77	0.00	35,068.49	0.00	79,904.39
Workers Compensation									
DCB-MMC	BANK DEP	Dallas Capital Bk	0.00	251.29	251.29	0.00	0.00	0.00	251.29
GTBXX-CFB	MMF	Dreyfus Treas Prime MMF	0.00	2.70	2.70	0.00	0.00	0.00	2.70
MS-CFB	BANK DEP	Morgan Stanley Bk	0.00	4.97	4.97	0.00	0.00	0.00	4.97
TEXPOOL	LGIP	TexPool	0.00	2,236.03	2,236.03	0.00	0.00	0.00	2,236.03
CDAR34642	CD-IAM	Town North Bk CDARS 0.500 12/10/15	9,726.03	271.63	9,997.66	0.00	0.00	0.00	271.63
38147JH62	CD	Goldman Sachs CD 0.400 12/18/15	945.80	46.20	992.00	0.00	0.00	0.00	46.20
872278CB0	CD	TCF Bk CD 0.550 12/18/15	622.84	63.79	686.63	0.00	0.00	0.00	63.79
508176CF9	CD	Lake City Bk CD 0.550 01/29/16	7.50	221.37	228.87	0.00	0.00	0.00	221.37
87164DEH9	CD	Synovus Bk CD 0.500 04/04/16	196.50	308.31	0.00	0.00	504.81	0.00	308.31
06246PAL9	CD	Bk of Grove CD 0.500 04/08/16	78.45	310.20	313.81	0.00	74.84	0.00	310.20
06740KGJ0	CD	Barclays Bk CD 0.450 04/25/16	112.82	277.48	0.00	0.00	390.30	0.00	277.48
337630AH0	CD	Firsttrust Svgs Bk CD 0.500 06/06/16	85.27	310.40	313.81	0.00	81.86	0.00	310.40
509685EW9	CD	Lake Forest Bk & Trust CD 0.500 06/27/16	533.37	309.15	621.70	0.00	220.82	0.00	309.15
02006LGB3	CD	Ally Bk CD 0.850 08/08/16	664.16	525.56	1,062.66	0.00	127.06	0.00	525.56
87482VAA3	CD	Talmer Bk & Trust CD 0.700 08/08/16	549.16	434.56	878.66	0.00	105.06	0.00	434.56
71270QFL5	CD	People's United Bk CD 0.850 08/22/16	583.31	525.55	1,062.66	0.00	46.20	0.00	525.55
CDAR-9048	CD-IAM	Dallas Capital Bk CDARS 0.500 12/08/16	0.00	2,246.58	0.00	0.00	2,246.58	0.00	2,246.58
Total for Workers Compensation			14,105.21	8,345.77	18,653.45	0.00	3,797.53	0.00	8,345.77
Total for Carrollton-Farmers Branch ISD			60,954.53	166,378.31	150,507.92	0.00	76,824.92	0.00	166,378.31

Trade Date	Settle Date	CUSIP	Security Type	Security Description	Coupon	Mty Date	Call Date	Par Value	Price	Principal Amount	Int Purchased / Received	Total Amount	Realized Gain / Loss	YTM	YTW
After The Bell															
Maturities															
12/10/15	12/10/15	CDAR34642	CD-IAM	Town North Bk CDARS	0.500	12/10/15		3,000,000.00	100.000	3,000,000.00	14,958.90	3,014,958.90		0.500	
Total for: Maturities								3,000,000.00		3,000,000.00	14,958.90	3,014,958.90		0.500	
Purchases															
12/10/15	12/10/15	CDAR-9048	CD-IAM	Dallas Capital Bk CDARS	0.500	12/08/16		3,000,000.00	100.000	3,000,000.00	0.00	3,000,000.00		0.500	0.500
Total for: Purchases								3,000,000.00		3,000,000.00	0.00	3,000,000.00		0.500	0.500
Income Payments															
12/10/15	12/10/15	CDAR34642	CD-IAM	Town North Bk CDARS	0.500	12/10/15				0.00	37.59	37.59			
Total for: Income Payments										0.00	37.59	37.59			

Trade Date	Settle Date	CUSIP	Security Type	Security Description	Coupon	Mty Date	Call Date	Par Value	Price	Principal Amount	Int Purchased / Received	Total Amount	Realized Gain / Loss	YTM	YTW
Workers Compensation															
Maturities															
12/10/15	12/10/15	CDAR34642	CD-IAM	Town North Bk CDARS	0.500	12/10/15		2,000,000.00	100.000	2,000,000.00	9,972.60	2,009,972.60		0.500	
12/18/15	12/18/15	38147JH62	CD	Goldman Sachs CD	0.400	12/18/15		248,000.00	100.000	248,000.00	0.00	248,000.00		0.400	
12/18/15	12/18/15	872278CB0	CD	TCF Bk CD	0.550	12/18/15		249,000.00	100.000	249,000.00	0.00	249,000.00		0.550	
01/29/16	01/29/16	508176CF9	CD	Lake City Bk CD	0.550	01/29/16		249,000.00	100.000	249,000.00	0.00	249,000.00		0.550	
Total for: Maturities								2,746,000.00		2,746,000.00	9,972.60	2,755,972.60		0.500	
Purchases															
12/10/15	12/10/15	CDAR-9048	CD-IAM	Dallas Capital Bk CDARS	0.500	12/08/16		2,000,000.00	100.000	2,000,000.00	0.00	2,000,000.00		0.500	0.500
Total for: Purchases								2,000,000.00		2,000,000.00	0.00	2,000,000.00		0.500	0.500
Income Payments															
02/08/06	02/06/16	337630AH0	CD	Firsttrust Svgs Bk CD	0.500	06/06/16				0.00	105.74	105.74			
06/18/15	06/18/15	38147JH62	CD	Goldman Sachs CD	0.400	12/18/15				0.00	494.64	494.64			
12/07/15	12/06/15	337630AH0	CD	Firsttrust Svgs Bk CD	0.500	06/06/16				0.00	102.33	102.33			
12/09/15	12/08/15	06246PAL9	CD	Bk of Grove CD	0.500	04/08/16				0.00	102.33	102.33			
12/10/15	12/10/15	CDAR34642	CD-IAM	Town North Bk CDARS	0.500	12/10/15				0.00	25.06	25.06			
12/18/15	12/18/15	872278CB0	CD	TCF Bk CD	0.550	12/18/15				0.00	686.63	686.63			
12/18/15	12/18/15	38147JH62	CD	Goldman Sachs CD	0.400	12/18/15				0.00	497.36	497.36			
12/28/15	12/27/15	509685EW9	CD	Lake Forest Bk & Trust CD	0.500	06/27/16				0.00	621.70	621.70			
12/29/15	12/29/15	508176CF9	CD	Lake City Bk CD	0.550	01/29/16				0.00	112.56	112.56			
01/06/16	01/06/16	337630AH0	CD	Firsttrust Svgs Bk CD	0.500	06/06/16				0.00	105.74	105.74			
01/11/16	01/08/16	06246PAL9	CD	Bk of Grove CD	0.500	04/08/16				0.00	105.74	105.74			
01/29/16	01/29/16	508176CF9	CD	Lake City Bk CD	0.550	01/29/16				0.00	116.31	116.31			
02/08/16	02/08/16	87482VAA3	CD	Talmer Bk & Trust CD	0.700	08/08/16				0.00	878.66	878.66			
02/08/16	02/08/16	02006LGB3	CD	Ally Bk CD	0.850	08/08/16				0.00	1,062.66	1,062.66			
02/09/16	02/08/16	06246PAL9	CD	Bk of Grove CD	0.500	04/08/16				0.00	105.74	105.74			
02/22/16	02/22/16	71270QFL5	CD	People's United Bk CD	0.850	08/22/16				0.00	1,062.66	1,062.66			
Total for: Income Payments										0.00	6,185.86	6,185.86			

Trade Date	Settle Date	CUSIP	Security Type	Security Description	Coupon	Mty Date	Call Date	Par Value	Price	Principal Amount	Int Purchased / Received	Total Amount	Realized Gain / Loss	YTM	YTW
------------	-------------	-------	---------------	----------------------	--------	----------	-----------	-----------	-------	------------------	--------------------------	--------------	----------------------	-----	-----

Total for All Portfolios

Transaction Type	Quantity	Total Amount	Realized G/L	YTM	YTW
Total Maturities	5,746,000.00	5,770,931.50		0.500	
Total Purchases	5,000,000.00	5,000,000.00		0.500	0.500
Total Income Payments	0.00	6,223.45			

CUSIP	Settle Date	Security Type	Security Description	Next Call Date	Purchase Qty	Orig Price	Original Cost	Amrt/Accr for Period	Total Amrt/Accr Since Purch	Remaining Disc / Prem	Book Value
After The Bell											
CDAR34642	12/11/14	CD-IAM	Town North Bk CDARS 0.500 12/10/15		0.00	100.000	0.00	0.00	0.00	0.00	0.00
CDAR-9048	12/10/15	CD-IAM	Dallas Capital Bk CDARS 0.500 12/08/16		3,000,000.00	100.000	3,000,000.00	0.00	0.00	0.00	3,000,000.00
Total for After The Bell					3,000,000.00		3,000,000.00	0.00	0.00	0.00	3,000,000.00
Capital Projects 2013											
CDAR-8297	11/05/15	CD-IAM	Town North Bk CDARS 0.500 11/03/16		5,000,000.00	100.000	5,000,000.00	0.00	0.00	0.00	5,000,000.00
Total for Capital Projects 2013					5,000,000.00		5,000,000.00	0.00	0.00	0.00	5,000,000.00
City of Irving TIF #1											
CDAR-5385	08/20/15	CD-IAM	Town North Bk CDARS 0.500 08/18/16		10,000,000.00	100.000	10,000,000.00	0.00	0.00	0.00	10,000,000.00
Total for City of Irving TIF #1					10,000,000.00		10,000,000.00	0.00	0.00	0.00	10,000,000.00
General Fund											
CDAR-5847	09/10/15	CD-IAM	Town North Bk CDARS 0.500 09/08/16		10,000,000.00	100.000	10,000,000.00	0.00	0.00	0.00	10,000,000.00
CDAR-0337	09/17/15	CD-IAM	Town North Bk CDARS 0.500 09/15/16		5,000,000.00	100.000	5,000,000.00	0.00	0.00	0.00	5,000,000.00
Total for General Fund					15,000,000.00		15,000,000.00	0.00	0.00	0.00	15,000,000.00

CUSIP	Settle Date	Security Type	Security Description	Next Call Date	Purchase Qty	Orig Price	Original Cost	Amrt/Accr for Period	Total Amrt/Accr Since Purch	Remaining Disc / Prem	Book Value
Workers Compensation											
CDAR34642	12/11/14	CD-IAM	Town North Bk CDARS 0.500 12/10/15		0.00	100.000	0.00	0.00	0.00	0.00	0.00
38147JH62	06/18/14	CD	Goldman Sachs CD 0.400 12/18/15		0.00	100.000	0.00	0.00	0.00	0.00	0.00
872278CB0	12/18/13	CD	TCF Bk CD 0.550 12/18/15		0.00	100.000	0.00	0.00	0.00	0.00	0.00
508176CF9	01/29/14	CD	Lake City Bk CD 0.550 01/29/16		0.00	100.000	0.00	0.00	0.00	0.00	0.00
87164DEH9	04/03/14	CD	Synovus Bk CD 0.500 04/04/16		248,000.00	100.000	248,000.00	0.00	0.00	0.00	248,000.00
06246PAL9	04/09/14	CD	Bk of Grove CD 0.500 04/08/16		249,000.00	100.000	249,000.00	0.00	0.00	0.00	249,000.00
06740KGJ0	04/23/14	CD	Barclays Bk CD 0.450 04/25/16		248,000.00	100.000	248,000.00	0.00	0.00	0.00	248,000.00
337630AH0	06/06/14	CD	Firsttrust Svgs Bk CD 0.500 06/06/16		249,000.00	100.000	249,000.00	0.00	0.00	0.00	249,000.00
509685EW9	06/27/14	CD	Lake Forest Bk & Trust CD 0.500 06/27/16		248,000.00	100.000	248,000.00	0.00	0.00	0.00	248,000.00
02006LGB3	08/07/14	CD	Ally Bk CD 0.850 08/08/16		248,000.00	100.000	248,000.00	0.00	0.00	0.00	248,000.00
87482VAA3	08/06/14	CD	Talmer Bk & Trust CD 0.700 08/08/16		249,000.00	100.000	249,000.00	0.00	0.00	0.00	249,000.00
71270QFL5	08/20/14	CD	People's United Bk CD 0.850 08/22/16		248,000.00	100.000	248,000.00	0.00	0.00	0.00	248,000.00
CDAR-9048	12/10/15	CD-IAM	Dallas Capital Bk CDARS 0.500 12/08/16		2,000,000.00	100.000	2,000,000.00	0.00	0.00	0.00	2,000,000.00
Total for Workers Compensation					3,987,000.00		3,987,000.00	0.00	0.00	0.00	3,987,000.00
Total for Carrollton-Farmers Branch ISD					36,987,000.00		36,987,000.00	0.00	0.00	0.00	36,987,000.00

CUSIP	Security Type	Security Description	Pay Date	Interest	Principal	Total Amount
City of Irving TIF #1						
CDAR-5385	CD-IAM	Town North Bk CDARS 0.500 08/18/16	08/18/16	49,863.01	10,000,000.00	10,049,863.01
Total for City of Irving TIF #1				49,863.01	10,000,000.00	10,049,863.01
Workers Compensation						
337630AH0	CD	Firsttrust Svgs Bk CD 0.500 06/06/16	03/06/16	103.75	0.00	103.75
06246PAL9	CD	Bk of Grove CD 0.500 04/08/16	03/08/16	103.75	0.00	103.75
87164DEH9	CD	Synovus Bk CD 0.500 04/04/16	04/04/16	620.00	248,000.00	248,620.00
337630AH0	CD	Firsttrust Svgs Bk CD 0.500 06/06/16	04/06/16	103.75	0.00	103.75
06246PAL9	CD	Bk of Grove CD 0.500 04/08/16	04/08/16	103.75	249,000.00	249,103.75
06740KGJ0	CD	Barclays Bk CD 0.450 04/25/16	04/25/16	558.00	248,000.00	248,558.00
337630AH0	CD	Firsttrust Svgs Bk CD 0.500 06/06/16	05/06/16	103.75	0.00	103.75
337630AH0	CD	Firsttrust Svgs Bk CD 0.500 06/06/16	06/06/16	103.75	249,000.00	249,103.75
509685EW9	CD	Lake Forest Bk & Trust CD 0.500 06/27/16	06/27/16	620.00	248,000.00	248,620.00
02006LGB3	CD	Ally Bk CD 0.850 08/08/16	08/08/16	1,054.00	248,000.00	249,054.00
87482VAA3	CD	Talmer Bk & Trust CD 0.700 08/08/16	08/08/16	871.50	249,000.00	249,871.50
71270QFL5	CD	People's United Bk CD 0.850 08/22/16	08/22/16	1,054.00	248,000.00	249,054.00
Total for Workers Compensation				5,400.00	1,987,000.00	1,992,400.00

CUSIP	Security Type	Security Description	Pay Date	Interest	Principal	Total Amount
Total for All Portfolios						
			March 2016	207.50	0.00	207.50
			April 2016	1,385.50	745,000.00	746,385.50
			May 2016	103.75	0.00	103.75
			June 2016	723.75	497,000.00	497,723.75
			August 2016	52,842.51	10,745,000.00	10,797,842.51
Total Projected Cash Flows for Carrollton-Farmers Branch ISD				55,263.01	11,987,000.00	12,042,263.01